

Right to Information Act 2009
and Information Privacy Act 2009
Annual Report 2010 – 2011

Licence



This annual report is licensed by the State of Queensland (the Department of Justice and Attorney-General) under a Creative Commons Attribution (CC BY) 3.0 Australia licence.

In essence, you are free to copy, communicate and adapt this annual report, as long as you attribute the work to the State of Queensland (the Department of Attorney-General and Justice).

To view a copy of this licence, visit:

<http://creativecommons.org/licences/by/3.0/au/deed.en>

Attribution: Content from this annual report should be attributed as: The State of Queensland (Department of Justice and Attorney-General) *Right to Information Act 2009* and *Information Privacy Act 2009* Annual Report 2011-2012.

Copies of this report are available on our website at: www.justice.qld.gov.au

December 2012

MINISTER'S INTRODUCTION

Queensland's *Right to Information Act 2009* and *Information Privacy Act 2009* (the Acts) have now been operating for over two years. The Acts provide the people of Queensland with a right of access to information held by government unless, on balance, it is not in the public interest to give access. The *Information Privacy Act 2009* also protects personal information held by government.

From 1 July 2010, responsibility for operation of the Acts transferred from the Department of the Premier and Cabinet to the Department of Justice and Attorney-General. It is one of my statutory responsibilities under the Acts to provide Parliament with this report on the operations of the RTI and IP Acts

This is the second annual report to the Queensland Parliament on the operation of the Acts and covers the reporting period 1 July 2010 to 30 June 2011.

The Acts require me to report on the details set out in the *Right to Information Regulation 2009* and the *Information Privacy Regulation 2009* in relation to access and amendment applications. This report therefore addresses these requirements, containing important statistical information and also highlighting efforts made by Queensland public sector agencies to further the objects of the Acts.

I am pleased to present the Right to Information and Information Privacy Annual Report 2010-2011 to Parliament.

JARROD BLEIJIE MP

Attorney-General and Minister for Justice

CONTENTS

Minister's Introduction	3
OVERVIEW	5
Embedding the 'push model'	5
Whole-of-government initiatives	6
Government Information Licensing Framework (GILF) and the Australian Governments Open Access and Licensing Framework (AUSGOAL)	6
Procurement.....	6
Office of the Information Commissioner – progress of reform	6
Legislative changes.....	7
Reporting requirements.....	8
Significant Machinery of Government changes in the reporting period	8
Reporting on Local Government	9
Summary of data.....	10
APPENDIX 1 – Regulations.....	25
APPENDIX 2 – Communities.....	29
APPENDIX 3 – Community Safety	36
APPENDIX 3 – Community Safety	36
APPENDIX 5 – Employment, Economic Development and Innovation.....	48
APPENDIX 5 – Employment, Economic Development and Innovation.....	48
APPENDIX 6 – Environment and Resource Management.....	55
APPENDIX 7 – Health	61
APPENDIX 8 – Justice and Attorney-General	78
APPENDIX 9 – Local Government and Planning.....	88
APPENDIX 10 – Police	92
APPENDIX 11 – Premier and the Cabinet.....	97
APPENDIX 12 – Public Works.....	102
APPENDIX 13 – Transport and Main Roads	107
APPENDIX 14 – Treasury.....	113
APPENDIX 15 – Local Government	117

OVERVIEW

The Right to Information Act 2009 (RTI Act) and *Information Privacy Act 2009* (IP Act) commenced on 1 July 2009 and replaced the *Freedom of Information Act 1992* (FOI Act) following an independent review chaired by Dr David Solomon, AM¹.

The RTI Act gives the public a right to access government information unless the information is exempt from release, or if its disclosure would, on balance, be contrary to the public interest. The RTI Act contains fewer exemptions than the repealed FOI Act, requiring agencies to place a greater focus on questions of public interest when deciding if information should be released.

The IP Act works in parallel with the RTI Act and gives individuals a right to apply to access and amend their personal information held by government. It also codifies the previous privacy regime contained in the repealed Information Standards 42 and 42A by setting out the Information Privacy Principles (IPPs) to which all agencies must adhere, except for Queensland Health which is subject to the National Privacy Principles (NPPs). The IPPs and the NPPs provide for the collection, use, storage and disclosure of personal information by Queensland Government agencies.

A note on personal information: Personal information is defined in section 12 of the IP Act as *information or an opinion (including information or an opinion forming part of a database, whether true or not, and whether recorded in a material form or not) about an individual whose identity is apparent, or can be reasonably ascertained from the information or opinion.*

The Department of the Premier and Cabinet was the lead agency for RTI and Privacy issues during the first year of operation. On 1 July 2010, the Department of Justice and Attorney-General (DJAG) was given administrative responsibility for the legislation.

Embedding the ‘push model’

In a busy first year (2009-10), agencies established publication schemes and disclosure logs (web pages of information disclosed under the RTI Act), expanded schemes allowing access to information without requiring formal applications and established the policy and procedural frameworks to meet their obligations under the Acts. Efforts this year were directed towards embedding these changes. For example:

- RTI and IP are now included in agency induction training and ongoing compliance training after the initial round of awareness training provided to all staff.
- Agencies implemented procedures for handling access and amendment applications, using information technology where feasible to increase efficiency and productivity.
- Agencies are ‘pushing’ new and updated information to the public through proactive disclosure in Publication Schemes and Disclosure Logs.
- More comprehensive administrative access schemes were developed as agencies became more familiar with their information holdings and systems and better understood how much information can be released without recourse to the access application process.
- There was a very high level of engagement by RTI and IP practitioners through meetings such as the RTI and IP Managers’ Forum which helped build strong networks across Queensland’s State and Local Government agencies and statutory authorities.

¹ The report of the review, *The Right to Information: Reviewing Queensland’s Freedom of Information Act*, was published in June 2008.

Whole-of-government initiatives

In addition to the efforts by agencies and Ministers to further the object of the Acts, summarised at Table 6, several whole-of-government initiatives contributed to information law reform during the period, as summarised below.

Government Information Licensing Framework (GILF) and the Australian Governments Open Access and Licensing Framework (AUSGOAL)

Originally a Queensland Government initiative, GILF became a national program in July 2010 with the creation of AUSGOAL. GILF was created to manage the use of government information in the online environment by allowing public access to use and re-use it through licensing arrangements that protected copyright and allowed maximum disclosure. AUSGOAL remains entirely consistent with the RTI Act and supports the move from a culture of 'need to know' to 'need to share'. It also supplies the licence and tools to give effect to the policy intent of the RTI legislation. Without the AUSGOAL framework, the RTI Act would place more information into the community but copyright restrictions would, by default, prevent the community from reusing that information.

Procurement

On 1 September 2010, the State Procurement Policy changed to improve transparency, probity and accountability of the Government's procurement activities and outcomes. Agencies were required to publish and maintain information on the Queensland Government Chief Procurement Office's website relating to the forward procurement schedule, open invitation opportunities and procurement results. Agencies were initially required to publish basic details of all awarded contracts and standing offer arrangements where the value of the contract was \$100,000 and over. This threshold for publication fell to \$10,000 from 1 July 2011, at which date additional contract details are required to be published for contracts with a value of \$10 million and over.

This is another example of how the RTI reform process has driven greater openness, transparency and accountability across the public sector.

Office of the Information Commissioner – progress of reform

The Office of the Information Commissioner (OIC) is Queensland's independent body established under the RTI Act to promote access to government held information and to protect, under the IP Act, people's personal information held by government. It provides information and assistance to Queensland government agencies, Ministers and the community for monitoring and reporting on the performance of government agencies and promoting greater awareness of the legislation.

During the reporting year the OIC released two reports into the progress of RTI and IP reforms across Queensland's state and local governments.

The first report was an electronic audit in which agencies assessed their own progress in right to information reforms. Of the 197 agencies provided with an electronic audit, 155 responses were received being a response rate of 79%.

The OIC report, *Agency progress on Right to Information reforms* was presented to Parliament in June 2011 and found:

- there was full or partial implementation of 72 per cent of the reform obligations across the 155 agencies which participated in the audit
- all 13 Queensland Government agencies completed the audit of which 94 per cent reported full or partial implementation of the reform obligations
- 73 per cent of local governments completed the audit reporting of which 64 per cent reported full or partial implementation of the reform obligations
- there was strong reported performance in the initial implementation of publication schemes and establishing roles, responsibilities, delegations and authority to implement the reforms, meeting privacy obligations and engaging with applicants under the legislation
- less strong was performance in adopting the 'push' model by making arrangements for information to be accessed administratively and monitoring their own progress
- strong governance and policy development were linked to higher performance on a range of other audited items
- there was a need for additional training and awareness raising.

The other publication was a report of the OIC's audit of agency websites for compliance with the legislative requirements for Publication Schemes, Disclosure Logs and IPP 2 and 5 (NPP 1 and 5 in the case of Queensland Health).² It was conducted from January to December 2010 and a total of 13 government departments, 61 local governments and seven universities were audited.

The report, *Results of desktop audit: Review of Publication Schemes, Disclosure Logs and Information Privacy Awareness in Departments, Local Governments and Universities* was tabled in Parliament in February 2011. It reported a generally positive approach to meeting the legislative requirements of the RTI and IP Acts and that:

- agencies which had RTI web pages were generally close to fully compliant
- most agencies had publication schemes on their websites and nearly all of these were organised in accordance with the seven classes of information prescribed under the legislation
- most agencies released information to the community through a disclosure log
- most agencies needed to do more work to ensure that notices for collecting personal information through downloadable forms complied with IPP2: Collection of personal information
- Improvement was required for agencies to achieve full compliance with disclosing personal information holdings under IPP 5: Access and amendment.

This was a very positive result for the second year and established a strong foundation for future improvement.

Legislative changes

During the year the RTI Act was amended by four Acts, two of which also amended the IP Act:

- The *Integrity Reform (Miscellaneous Amendments) Act 2010* inserted the following sections into the RTI Act as part of the integrity and accountability reforms for the Queensland public sector:

² IPP2/NPP2 provide guidance on collection of personal information and in particular the information agencies must give to the people from whom they collect this information. IPP5/NPP5 require agencies to explain to the public what types of personal information they hold, why they hold it and how it is being, or will be used.

- Section 140A requires the Information Commissioner to give the Speaker of Parliament a statement of interests, and those of any related persons, within one month of appointment or re-appointment. The information to be disclosed is the same as that to be disclosed by members of Parliament.³
- Section 206A required the existing Information Commissioner to comply with section 140A within one month of the commencement of the section.
- Section 140B applies if the Information Commissioner has an interest that may conflict with the discharge of his or her duties and requires the Commissioner to disclose the nature of the interest to the Speaker and Parliamentary Committee as soon as practicable and not take any action concerning the matter until it is resolved. If a conflict or possible conflict is resolved then the Commissioner must provide the Speaker and Parliamentary Committee a statement advising them of the action taken.
- The *Public Interest Disclosure Act 2010* amended both Acts by replacing references to the repealed *Whistleblowers Protection Act 1994* at schedule 3 of the RTI Act and schedule 1 of the IP Act.
- The *Revenue and Other Legislation Amendment Act 2011* amended schedule 3, section 12(1) of the RTI Act – the exemption for information which is prohibited by another Act – by removing the exemption in section 12(1) relating to:
 - the repealed *Debts Tax Act 1990*
 - sections 8, 7(2) of the repealed *Debts Tax Administration Act 1982 (Cth)*
 - section 5 of the *Debts Tax Repeal Act 2005*.
- The *Parliament of Queensland (Reform and Modernisation) Amendment Act 2011* amended the definition of ‘parliamentary committee’ in schedule 5 of the IP Act and schedule 6 of the RTI Act in line with the reforms of the parliamentary committee structure introduced by this legislation.

Reporting requirements

Under section 185 of the RTI Act and section 194 of the IP Act, the Minister is required to prepare an annual report about the operation of the RTI and IP Acts and table it in Parliament. Under section 194(3) of the IP Act, the Minister has prepared one report for both RTI and IP Act matters.

The report includes details of the matters prescribed under section 8 of the *Right to Information Regulation 2009* (RTI Regulation) and section 6 of the *Information Privacy Regulation 2009* (IP Regulation) for the 2010/11 financial year (see Appendix 1).

Ministers and agencies have provided information, based on legislative requirements, to the Department of Justice and Attorney-General for inclusion in the report.

Significant Machinery of Government changes in the reporting period

In February 2011, the following machinery of government changes occurred:

³ Members of the Legislative Assembly must make a declaration of their pecuniary interests which form a public Register of Interests maintained by the Clerk of Parliament.

- responsibility for Liquor, Gaming and the Office of Fair Trading transferred from the Department of Employment, Economic Development and Innovation to the Department of Justice and Attorney-General
- the then Department of Infrastructure and Planning (DIP) became the Department of Local Government and Planning retaining the functions of local government, growth management, planning and major infrastructure coordination
- the functions of the Coordinator-General, which were previously a part of the then DIP were transitioned to the Department of Employment, Economic Development and Innovation (DEEDI).

Agencies with responsibility for the re-assigned functions at the end of the reporting period reported on **all** the RTI and IP applications relating to all those functions.

Explanation of terms used in this report

Term	Explanation
Access application	An access application is an application for information made under either the RTI Act or Chapter 3 of the IP Act.
Access charge	Access charges are charges prescribed under a regulation and payable for being given access to documents. In the reporting period, for example, photocopying charges were 20 cents for each page.
Amendment application	An amendment application is an application made under the IP Act to have personal information amended on the basis that it is inaccurate, incomplete, out of date or misleading.
Application fee	An application fee is the fee prescribed in the RTI regulation and payable for an access application under the RTI Act. In the reporting period, the application fee was \$39.
Internal Review	An internal review is a review of a decision within an agency by a person who is no less senior than the original decision maker.
Processing charge	Processing charges are the charges prescribed in the RTI regulation for searching for, or retrieving a document, and making, or doing things related to making, a decision on an application. In general, processing charges are payable for RTI Act applications where an agency or Minister spends more than five hours processing an application. In the reporting period, the processing fees were \$6 per 15 minutes or part thereof.
Portfolio/agencies	Agencies within a Minister's administrative responsibility are reported on under the relevant portfolio heading. For example, the Justice and Attorney-General portfolio includes the Department of Justice and Attorney-General and the Office of the Attorney-General, as well as the agencies such as the Crime and Misconduct Commission, the Queensland Ombudsman and WorkCover Queensland.

Reporting on Local Government

For the reporting period, the Local Government and Planning portfolio covers the former Department of Infrastructure and Planning, the Department of Local Government and Planning, the Minister for Infrastructure and Planning, the Office of the Deputy Premier, Queensland Urban Utilities, Unity Water and Allconnex Water.

The term 'Local Governments' under the heading 'Portfolio/agencies' in the tables that follow covers Queensland's local councils as well as the Urban Land Development Authority.

Summary of data

The detailed data obtained from Ministers and agencies is set out in Appendices 2 – 15 of this report and includes information required under:

- subsections 8(1)(a) to (g), 8(1)(j) and 8(2) of the RTI Regulation; and
- subsections 6(a) to (g) and 6(j) of the IP Regulation.

Ministers and agencies have advised there has been no disciplinary action instigated against an officer arising from the administration of the Acts (subsection 8(1)(h) of the RTI Regulation and subsection 6(h) of the IP Regulation).

Ministers and agencies have advised no proceedings were brought for offences against section 175(1) or (3) of the RTI Act or section 184(1) or (3) of the IP Act (subsection 8(1)(i) of the RTI regulation and subsection 6(i) of the IP Regulation).

Detailed information for each agency is presented in the appendices and summarised in the tables referred to below:

Reference	Comments
Table 1	Shows the total number of RTI and IP Act access and amendment applications received by state government (including Ministers) and local governments in 2010/11. The number of applications received is 13,479 being a slight decrease from last year's total of 13,722.
Table 2	Shows the total number of RTI and IP Act access and amendment applications received by Ministers and agencies in the last 11 years. There has been a slight reduction in the number of applications as compared with 2009/10 after a period of slight increases in preceding years.
Figure 1	Shows that the State Government receives approximately similar numbers of RTI and IP access applications whereas RTI access applications outnumber IP access applications at local government level.
Figure 2	Shows the total of access applications received by state and local government during the period 1992-1993 to 2010-11.
Table 3	Shows the number of internal reviews received during the period. There has been a considerable increase from last year's total of 197 reviews with significant increases experienced in Department of Employment, Economic Development and Innovation, (DEEDI), Department of Environment and Resource Management (DERM), DJAG and some local government.
Table 4	Sets out the percentage of pages released in full or part by all Ministers and agencies (including Local Government) in response to access and amendment applications over the last 11 years. These percentages are based on a comparison of the total number of pages released with the total number of pages considered when assessing applications. The data shows that the percentage of pages released for 2010/11 is similar to the figures over the previous six years.
Table 5	Details the fees and charges received, noting there has been an increase from the last reporting period.
Figure 3	Shows the number of IP amendment applications received by state and local governments.

Table 6	Shows information provided by agencies about their efforts in the 2010–11 reporting period to further the objects of the RTI and IP Acts (as required under subsection 8(1)(k) of the RTI Regulation and subsection 6(k) of the IP Regulation).
---------	---

ABBREVIATIONS USED IN THIS REPORT

Abbreviation	Meaning
eDRMS	Electronic document and records management system
FOI	Freedom of Information
IP	Information Privacy
N/A	Not applicable
OIC	Office of the Information Commissioner
PIBT	Public Interest Balancing Test
Redax	Redax® is an Adobe® Acrobat® plug-in that automates the task of searching for and deleting (redacting) sensitive or private information from PDF documents. This is to protect information not required to be released.
RTI	Right to Information

Table 1. Number of RTI/IP access and amendment applications received by state government (including Ministers) and local governments (total)

PORTFOLIO/AGENCIES	Number of RTI/IP access and amendment applications received
	no.
Communities	880
Community Safety	682
Education and Training	660
Employment, Economic Development and Innovation	269
Environment and Resource Management	321
Health	3,796
Justice and Attorney-General	1,442
Local Government and Planning	72
Police	2,549
Premier and Cabinet	47
Public Works	206
Transport and Main Roads	1,017
Treasury	72
Local Governments	1,466
TOTAL	13,479

Table 2. Number of access and amendment applications received by year

Year	Number of RTI/IP /FOI access and amendment applications received
2000–01	10,558
2001–02	11,101
2002–03	11,111
2003–04	12,288
2004–05	12,554
2005–06	12,106
2006–07	12,179
2007–08	13,320
2008–09	14,081
2009–10	13,722
2010–11	13,479

Figure 1. State and local government RTI access applications and IP access applications

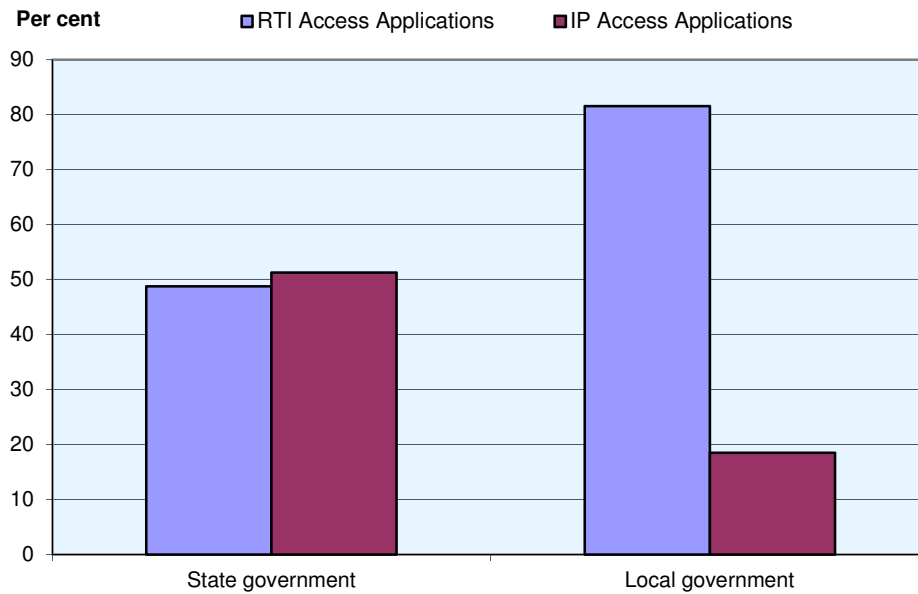


Figure 2. Access application by level of government, 1992–93 to 2010–11

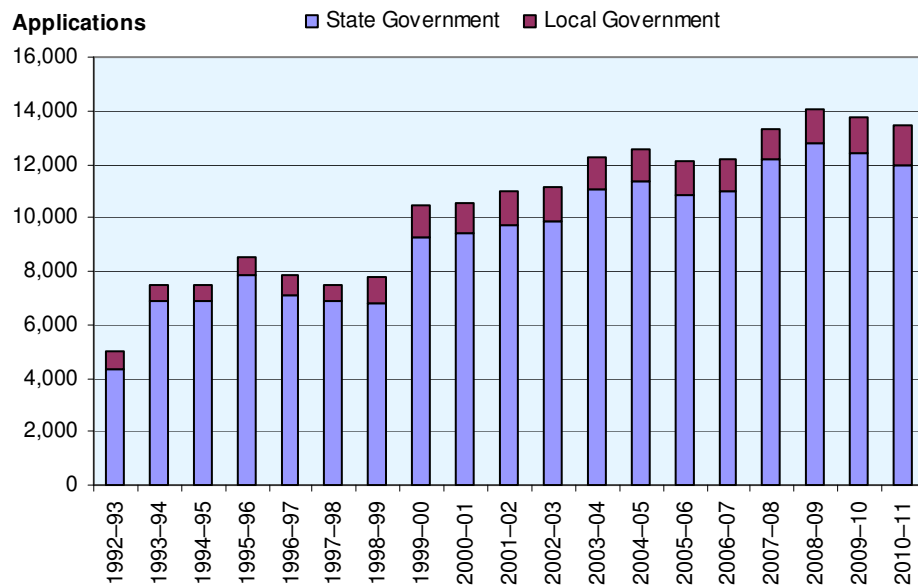


Table 3. Number of Internal Reviews received by Portfolio

PORTFOLIO/AGENCIES	Number of internal reviews received
Communities	17
Community Safety	9
Education and Training	19
Employment, Economic Development and Innovation	26
Environment and Resource Management	23
Health	26
Justice and Attorney-General	48
Local Government and Planning	4
Police	10
Premier and Cabinet	2
Public Works	7
Transport and Main Roads	15
Treasury	3
Local Governments	48
TOTAL	257

Table 4. Percentage of pages released in full or part, 2000–01 to 2010–11

Financial year	Per cent of pages released in full or part
2000–01	88.0
2001–02	87.0
2002–03	92.0
2003–04	91.0
2004–05	88.0
2005–06	86.0
2006–07	86.0
2007–08	86.0
2008–09	85.0
2009–10	86.0
2010–11	85.3

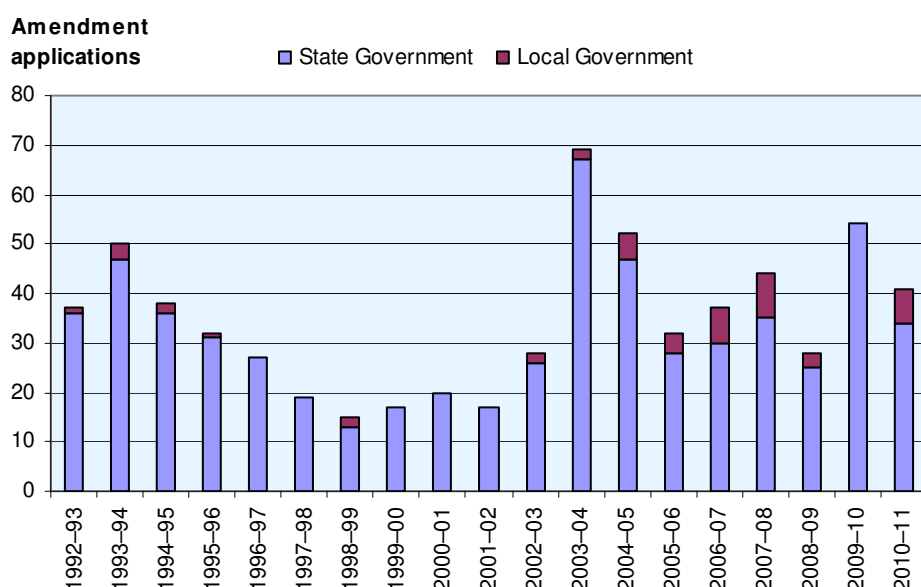
Figure 3. Number of IP amendment applications received by government type, 1992–92 to 2010–11

Table 5. Amount of fees and charges by Portfolio

PORTFOLIO/AGENCIES	RTI			IP	
	Fees received	Processing Charges received	Access Charges received	Total fees and charges received	Access Charges received
			— \$ —		
Communities	14,858	8,126	440	23,424	0
Community Safety	2,766	3,805	123	6,694	215
Education and Training	5,357	9,688	38	15,083	114
Employment, Economic Development and Innovation	7,748	19,699	30	27,477	76
Environment and Resource Management	10,032	20,574	907	31,513	0
Health	33,166	18,202	1,210	52,578	829
Justice and Attorney-General	49,311	51,174	552	101,037	0
Local Government and Planning	2,394	2,010	63	4,467	0
Police	26,660	7,182	1,069	34,911	11,833
Premier and Cabinet	1,216	1,456	0	2,672	0
Public Works	4,786	14,643	0	19,429	0
Transport and Main Roads	21,818	23,239	1,563	46,620	0
Treasury	2,356	4,361	0	6,717	0
Local Governments	43,948	45,974	1,747	91,669	27
TOTAL	226,416	230,133	7742	464,291	13094

Table 6. Efforts by agencies to further the object of the RTI and IP Acts

This table summarises the efforts made by agencies and statutory authorities during this reporting period which build on efforts made in the previous year and is reported as required by section 8(1)(k) RTI Regulations and section 6(1) IP Regulations. Information on these efforts applies to agencies and their statutory authorities, except where specific comments have been made against a statutory authority

Portfolio	Efforts by agencies to further the object of the RTI Act or the IP Act
Communities	Department of Communities (DOCS)
	<ul style="list-style-type: none"> Finalised records management initiative to scan and index a substantial collection of institutional records to enhance public access to government information Provided documents to applicants in the form of compact disc (CD). This form of access has been encouraged resulting in reduced costs and effects on environmental resources Ongoing commitment to staff training in application of the Acts
Community Safety	Department of Community Safety (DCS)
	<ul style="list-style-type: none"> Identified administrative access schemes in each division of the agency to facilitate proactive, responsive disclosure of information Implemented electronic processing using Redax Provided documents to applicants on compact discs Identified training and professional development opportunities for RTI decision making staff including the OIC Decision-makers Course,

Portfolio	Efforts by agencies to further the object of the RTI Act or the IP Act
	<p>internal training sessions on the RTI and IP Acts, Redax, Complaint Management and Negotiation Skills</p> <ul style="list-style-type: none"> • Developed quality assurance process/checklist for all RTI/IP decisions • Incorporated timely processing of RTI and IP applications as a key result area in divisional, branch and unit plans • Provided departmental training on RTI and Privacy
Education and Training	Department of Education and Training (DET)
	<ul style="list-style-type: none"> • Implemented administrative release arrangements which enabled the public to access information held in state schools, TAFE institutions, central and regional offices • Decision-makers attended internal and external training courses • Used electronic redaction technology and encouraged release of documents on CD, DVD or by email to reduce access charges payable by applicants and the department's environmental footprint • Staff attended whole-of-government RTI and IP Managers' Forums <p>University of Queensland</p> <ul style="list-style-type: none"> • Right to Information and Privacy Officer attended OIC refresher training • RTI and IP awareness included in staff development programs for supervisors and managers • Staff attended the RTI and IP Managers' Forums • Used redaction technology to process applications and provided information to applicants on CD or via email <p>Griffith University</p> <ul style="list-style-type: none"> • Restructured the system of recording RTI activities to enable management reporting without referring back to files and correspondence. <p>University of Sunshine Coast</p> <ul style="list-style-type: none"> • Implemented administrative release procedures • 100 staff attended the OIC's Information Privacy Awareness sessions • Staff attended RTI and IP Managers' Forums <p>James Cook University</p> <ul style="list-style-type: none"> • Implemented administrative release arrangements • Staff attended external training • Internal training delivered for records management and RTI and IP provide documents on CD • Implemented eDRMS and records management framework <p>Queensland Studies Authority</p> <ul style="list-style-type: none"> • Implemented an Information Policy to meet the agency's legislative obligations • Commenced compilation of a register of administrative access • Purchased Redax for electronic redaction of partial access documents • Staff attended OIC training and RTI and IP manager forums

Portfolio	Efforts by agencies to further the object of the RTI Act or the IP Act
	<p>University of Southern Queensland</p> <ul style="list-style-type: none"> • Implemented and published online new administrative access arrangements • Made all published documents available through the library or on request and space to view them • Staff attended internal and external training • Continued deployment of eDRMS to assist with meeting recording-keeping, RTI and IP obligations <p>Training Ombudsman</p> <ul style="list-style-type: none"> • Implemented training programs and procedures to ensure compliance • Staff attended internal and external training <p>Queensland University of Technology</p> <ul style="list-style-type: none"> • Administrative access schemes made accessible through the QUT website • RTI and IP officer attended externally sourced training. <p>Skills Queensland</p> <ul style="list-style-type: none"> • Implemented records management processes to track and maintain agency correspondence from commencement on 1 January 2011 • Single point of contact established for RTI and IP access applications <p>Gold Coast Institute of Technology</p> <ul style="list-style-type: none"> • Implemented annual reviews of RTI and IP Acts policies • Implemented annual refresher training for all staff and online IP Act training resource • Reviewed strategy for RTI Act training • Promoted and resourced the role of department RTI/IP Act champions • Established a generic mailbox to facilitate communication between staff, the public and the institute's Information Technology team regarding the RTI and IP Acts
Employment, Economic Development and Innovation	<p>Department of Employment, Economic Development and Innovation (DEEDI)</p> <ul style="list-style-type: none"> • Provided RTI and Privacy awareness training for cross-skilling of RTI decision-makers • RTI and privacy awareness training provided to staff • Staff attended RTI and Privacy network meetings • Implemented measures to increase flexibility for RTI applicants through credit card payments • Increased use of administrative access, publication scheme and disclosure log releases
Environment and Resource Management	<p>Department of Environment and Resource Management (DERM)</p> <ul style="list-style-type: none"> • Decision-makers attended external courses with the OIC and other external providers • Staff attended RTI and IP Manager Forums and internal training to

Portfolio	Efforts by agencies to further the object of the RTI Act or the IP Act
	<p>increase skills/knowledge</p> <ul style="list-style-type: none"> • Trained administrative staff within work unit to assist backfilling of RTI case manager positions • Used redaction technology and provided information to applicants on CD or hard copy if preferred • Used database for recording, tracking and reporting applications • Engaged with applicants as early as possible to clarify requests and offer advice as part of the department's commitment to client service <p>Queensland Water Commission</p> <ul style="list-style-type: none"> • Decision-makers attended training provided by the OIC and external service providers <p>Linkwater</p> <ul style="list-style-type: none"> • Decision-maker attended RTI training conducted by an external service provider <p>South East Queensland Water Grid Manager</p> <ul style="list-style-type: none"> • Staff attended training by the OIC and Crown Law
Health	<p>Queensland Health (QHealth)</p> <ul style="list-style-type: none"> • Training: Tailored two-day training session delivered biannually for new RTI/IP decision-makers using an experienced external trainer. Liaison by departmental staff is undertaken to keep the trainer apprised of developments in the QHealth context to ensure that training is contemporary and relevant • Professional Development Session: One-day sessions held biannually for experienced RTI/IP decision-makers addressing contemporary and emerging issues impacting on RTI/IP legislation • Advice service: The Administrative Law Team offers (ALT) formal advice and support service for Health Service Districts (HSD) decision-makers. As advice is provided it is saved in a dedicated directory accessible to ALT officers. This process has improved efficiency by: <ul style="list-style-type: none"> – making previous advice (precedent) available which reduces the time and effort spent on issues which have been the subject of previous advice – better consistency of advice is achieved – identifies emerging issues for attention through training or professional development sessions, resourcing or consideration of legislative amendments or revision of policies or procedures. • Staff – general awareness: Information sessions to provide QHealth staff with a general understanding of the RTI and IP Acts and their obligations conducted on demand by RTI/IP officers from in Corporate Office and the larger HSDs. • Assistance given to members of the public when making applications or inquiries regarding RTI/IP • Information sheets developed to assist members of the public when making applications: <ul style="list-style-type: none"> – RTI/IP Evidence of identity/Evidence of authorisation requirements for applicants and agents – RTI/IP - Summary of fees and charges

Portfolio	Efforts by agencies to further the object of the RTI Act or the IP Act
	<ul style="list-style-type: none"> – “How can I get access to or amend health information about me?” (provides information regarding accessing/amending health information in both the public and private health sectors) • QHealth representative regularly attends the whole-of-government RTI and IP Managers forum
Justice and Attorney-General	Department of Justice and Attorney General (DJAG)
	<ul style="list-style-type: none"> • Training delivered to Brisbane metropolitan and regional staff about application of the RTI and IP Acts • Delivered training sessions to statutory authorities to provide their staff with general understanding of the RTI and IP Acts and their RTI/IP obligations • Decision-makers attended external courses with the OIC and encouraged to attend additional internal training • Staff engaged with RTI and IP Manager Forums • Revised Information Privacy Principle 2 notices applied to departmental forms • Completed walk-through privacy audits of selected business units and regional offices • Provided secretariat support for DJAG’s RTI and Privacy Portfolio Group and RTI and Privacy Contact Officer Network • Developed new assessment questions for IP online Evolve module and new RTI online Evolve module • Arranged for inclusion of RTI and IP awareness in the agency’s Orientation program • Continued development and revision of guides, fact sheets, internet and intranet content and other collateral for the RTI and IP Acts <p>Anti-Discrimination Commissioner</p> <ul style="list-style-type: none"> • Developed an administrative access policy for release of complaint documents to complaint parties • Privacy audit conducted by external service provider • All staff trained in the IP Act by the same external service provider • Staff attended DJAG’s RTI and Privacy Portfolio Group meetings <p>Legal Services Commission</p> <ul style="list-style-type: none"> • Attended RTI and IP Manager forums and meetings • Created approximately 40 precedent letters for inclusion on the Commission’s database • Developed training material for the access application process • Staff attended training sessions • Ongoing activities to further the objects of the Acts include: <ul style="list-style-type: none"> – Introduction of redaction technology to streamline processing of applications – Investigate automation of annual reporting through data capture at the point of application – Review of Publication Scheme and administrative access scheme

Portfolio	Efforts by agencies to further the object of the RTI Act or the IP Act
	<p>The Public Trustee</p> <ul style="list-style-type: none"> Published a Privacy Statement and generic collection notice on the agency's website Conducted a personal information survey as key input to Personal Information Digest Delivered Information Privacy Awareness training to staff in the Brisbane office Training integrated with induction and annual compliance training programs, with support from the DJAG RTI and Privacy Unit Participated in DJAG's RTI and Privacy Portfolio Group meetings and the RTI and IP Managers' Forum <p>Queensland Law Reform Commission</p> <ul style="list-style-type: none"> Staff attended privacy training delivered by the OIC Representative attended the RTI and IP Managers' Forum and DJAG RTI and Privacy Portfolio Group meetings <p>Council of the Queensland Law Society Inc</p> <ul style="list-style-type: none"> Implemented mandatory attendance for staff at annual privacy training conducted by the OIC RTI and IP policy officers attended training sessions conducted by the OIC and DJAG Developed policies and procedures to maintain the Publication Scheme and Disclosure Log and manage the transfer of information outside of Australia <p>Legal Practitioners' Admissions Board</p> <ul style="list-style-type: none"> Staff attended training about the requirements of the RTI and IP Acts Attend DJAG RTI and Privacy Portfolio Group meetings <p>Q-Leave</p> <ul style="list-style-type: none"> Attended the DJAG RTI and Privacy Portfolio Group and RTI and IP Managers' Forums Conducted training for all Q-Leave staff about their obligations under the RTI and IP Acts Conducted 'spot checks' around the office to ensure staff are complying with the provisions of the IP Act <p>Q-Comp</p> <ul style="list-style-type: none"> Implemented electronic redaction technology to reduce access application processing times. Implemented mandatory online training regarding information release, privacy awareness and records management Implemented schedule of ongoing revision of policy and procedures for information release and privacy
Local Government and Planning	<p>Department of Local Government and Planning</p> <ul style="list-style-type: none"> RTI and IP officers attended RTI and IP managers' forums Staff attended internal and external training courses where appropriate

Portfolio	Efforts by agencies to further the object of the RTI Act or the IP Act
	<ul style="list-style-type: none"> Documents are provided to applicants on CD or via email when requested and feasible RTI and IP access application process subject to continuous process improvement to reduce turnaround times <p>Unitywater</p> <ul style="list-style-type: none"> Staff attended OIC training Customer call centre staff briefed on handling and escalating RTI and IP enquiries Implemented eDRMS (Records Management System) Document and Records Access Agreement implemented with councils to ensure RTI and IP decision-makers can complete thorough search for documents
Police	<p>Queensland Police Service (QPS)</p> <ul style="list-style-type: none"> Engaged a project officer to develop, implement and coordinate activities to promote RTI compliance and privacy awareness Operating Procedures updated and improvements made to the Publication Scheme, intranet site and training RTI and IP Unit personnel continued to provide Privacy Awareness training to individuals and business units
Premier and Cabinet	<p>Department of the Premier and Cabinet (DPC)</p> <ul style="list-style-type: none"> RTI and IP sessions included in induction sessions for new departmental staff Online Privacy training developed for all staff A mandatory clean desk procedure published on the department's intranet All required RTI and IP records are now maintained, stored and disposed of within the department's electronic document and records management system
Public Works	<p>Department of Public Works (DPW)</p> <ul style="list-style-type: none"> Online Privacy training module implemented and available to all staff on the agency's intranet System for recording, tracking and reporting RTI and Privacy applications updated Redax software in use by RTI and Privacy decision-makers <p>Queensland Building Services Authority (BSA)</p> <ul style="list-style-type: none"> EDRMS (Records Management System) implemented and Redaction technology used Staff attend RTI and IP Managers' Forums New staff induction training covers RTI and IP Acts and their obligations Policies and procedures relating to RTI and IP being continually updated <p>Board of Professional Engineers of Queensland</p> <ul style="list-style-type: none"> RTI and IP training included in induction training Online privacy module available for all staff on intranet Decision-making and administrative staff have attended external training

Portfolio	Efforts by agencies to further the object of the RTI Act or the IP Act
Transport and Main Roads	Department of Transport and Main Roads (DTMR) <ul style="list-style-type: none"> Implemented the RTI and IP case management system (RTIIPs) now used by seven departments, six councils and two statutory authorities DTMR and Translink delivered education sessions about the operation and objectives of the RTI and IP Acts to staff across both agencies
Treasury	Queensland Treasury <ul style="list-style-type: none"> Treasury maintained all statistical data on its RTI Tracking Recording and Management System All RTI and IP applications are maintained and tracked regularly to ensure the database is kept up-to-date. Expanded the RTI Newsgroup, a subscription service for the Queensland Treasury's Disclosure Log which notified readers via email of any new items placed on Log. Continued to provide advice to agencies, Local Government and Statutory Authorities on various sections of the RTI and IP Acts, Redax and StampPDF software
Local Governments	Brisbane City Council <ul style="list-style-type: none"> Developed several administrative access schemes to improve release of information Where requested, feasible and practical, documents are provided to applicants on CD or sent via email to reduce costs to the applicants Council staff attend RTI and IP Managers' Forums and the OIC's training Some in-house training has been delivered in addition to awareness training during implementation of the RTI and IP Acts Implemented an intranet site providing information and advice about privacy issues and obligations Cairns Regional Council <ul style="list-style-type: none"> Provided documentation on CD and via email where requested, feasible and practicable Provided staff with online training about the IP Act and training for councillors in the RTI and IP Acts RTI and IP Acts covered in induction training and Records Administration instructions Gladstone Regional Council <ul style="list-style-type: none"> RTI and IP awareness training included in induction training Gold Coast City Council <ul style="list-style-type: none"> Continued to develop the Publication Scheme Gympie Regional Council <ul style="list-style-type: none"> Introduced a publication scheme Acquired redaction software Employed an additional officer to assist with processing applications Integrated staff with RTI and IP practitioner networks

Portfolio	Efforts by agencies to further the object of the RTI Act or the IP Act
	<p>Logan City Council</p> <ul style="list-style-type: none"> • Staff attended RTI and IP application processing training provided by an external trainer • Officers engage with applicants early to assist with the application process and direct them to an administrative access scheme where possible • Staff attend the RTI and IP Managers' Forum and Local Government Working Group (PaRTI) <p>Mackay Regional Council</p> <ul style="list-style-type: none"> • Administrative access scheme developed and made accessible • Electronic processing of applications using redaction technology • Documents provided on CD or USB where possible • Staff attended external training sessions and the RTI and IP Managers' Forums • Implemented record management initiatives in support of the object of the RTI Act <p>Rockhampton Regional Council</p> <ul style="list-style-type: none"> • Commenced electronic processing of applications using redaction software <p>Sunshine Coast Regional Council</p> <ul style="list-style-type: none"> • Publication Scheme and Disclosure Log published on website • Employed two full time RTI staff bringing to six the staff now trained to administer the RTI and IP Acts • Established a single point of contact for RTI and IP enquiries and document searches <p>Tableland Regional Council</p> <ul style="list-style-type: none"> • Staff attended training provided by the OIC • RTI/IP Compliance Group formed • Staff training delivered throughout the year <p>Western Downs Regional Council</p> <ul style="list-style-type: none"> • Introduced electronic processing of applications using Redaction software

Notes about the Appendices 2 to 14

Use of Not Applicable (N/A)

Table 1 in each of the appendices records the number of access and amendment applications received for each agency/portfolio. The last column of Table 1 shows the number of internal reviews received as a percentage of finalised applications. Either 0.0% or N/A may appear in this last column:

- 0.0 appears where no internal reviews were received, but some applications were finalised
- N/A appears where no applications were finalised.

Deletion where no data returned

Where an agency has not returned any data the line has been deleted from the table.

Disclosure logs section 8(1)(d) RTI Regulation

Not all documents considered will be published on a disclosure log. The RTI Act provides only for documents that *do not contain the personal information of an applicant* to be included in a disclosure log, and Ministerial Guidelines provide that certain information should not be included. In addition, access to some documents may have been provided in 2010-11, with documents being considered for publication or published to a disclosure log in 2011-12. In those cases, publication in 2011-12 will be reported in that year's annual report.

Recording refusal of access – section 8(1) (c) RTI Regulation and section 6(c) IP Regulation

Section 47(3)(a) of the RTI Act provides that access to a document may be refused to the extent the document comprises exempt information under section 48. Section 48(4) of the RTI Act (exempt information) defines exempt information as information that is exempt information under Schedule 3. Refusals of access to exempt information may therefore be recorded as either refusals under section 48 or Schedule 3.

Section 47(3)(b) provides that access to a document may be refused to the extent the document comprises information the disclosure of which will be contrary to the public interest under section 49. Schedule 4 then sets out the factors for deciding the public interest. Refusals of access to 'contrary to the public interest' information may therefore be recorded as either refusals under section 49 or Schedule 4.

APPENDIX 1 – REGULATIONS

Right to Information Regulation 2009

Section 8 (Report to Assembly on Act's operation—Act, section 185)

- (1) For section 185(2) of the Act, details of the following matters must be included in a report under section 185(1) of the Act in relation to the financial year to which the report relates—
 - (a) the number of access applications received by each agency or Minister;
 - (b) for each agency or Minister—
 - (i) the number of refusals to deal with an access application under section 40 of the Act;
 - (ii) the number of refusals to deal with an access application under section 41 of the Act; and
 - (iii) the number of refusals to deal with an access application under section 43 of the Act.
 - (c) for each agency or Minister—the number of refusals of access under each paragraph of section 47(3) of the Act and any other particular provision of the Act relevant to the refusal;
 - (d) for each agency or Minister—the number of documents included in a disclosure log under section 78 of the Act;
 - (e) for each agency or Minister—
 - (i) the number of deemed decisions under section 46 of the Act; and
 - (ii) the number of decisions on internal review taken to have been made under section 83(2) of the Act.
 - (f) for each agency or Minister—
 - (i) the number of internal review applications received; and
 - (ii) for each application, whether the decision on the internal review was different from the decision subject to internal review, and how it was different.
 - (g) for each agency or Minister—
 - (i) the number of external review applications made in relation to a decision of the agency or Minister;
 - (ii) the number of external review applications where there was no preceding internal review application to the agency or Minister;
 - (iii) the number of decisions on external review that affirmed the decision of the agency or Minister;
 - (iv) the number of decisions on external review that varied the decision of the agency or Minister; and
 - (v) the number of decisions on external review that set aside the decision of the agency or Minister and made another decision in substitution for the decision of the agency or Minister.
 - (h) any disciplinary action taken against an officer in relation to the administration of the Act;

- (i) any proceedings brought for an offence against section 175(1) or (3) of the Act;
 - (j) for each agency or Minister—the amount of fees and charges received under the Act;
 - (k) any other relevant fact indicating an effort by an agency or Minister to further the object the Act.
- (2) Also, for section 185(2) of the Act, details for each agency or Minister of the following matters must be included in the report—
 - (a) the number of applications under the repealed *Freedom of Information Act 1992* that were not finalised within the meaning of section 199(2) of the Act before—
 - (i) for the first report under section 185(1) of the Act—the commencement of section 199 of the Act; or
 - (ii) otherwise—the commencement of the financial year to which the report relates;
 - (b) the number of applications mentioned in paragraph (a) that were not finalised within the meaning of section 199(2) of the Act by the end of the financial year to which the report relates.

Information Privacy Regulation 2009

Section 6 (Report to Assembly on Act's operation—Act, section 194)

For section 194(2) of the Act, details of the following matters must be included in a report under section 194(1) of the Act in relation to the financial year to which the report relates—

- (a) the number of access applications and amendment applications received by each agency or Minister;
- (b) for each agency or Minister—
 - (i) the number of refusals to deal with an access application under section 59 of the Act;
 - (ii) the number of refusals to deal with an access or amendment application under section 60 of the Act;
 - (iii) the number of refusals to deal with an access application under section 62 of the Act;
 - (iv) the number of refusals to deal with an amendment application under section 63 of the Act.
- (c) for each agency or Minister—the number of refusals of access under each paragraph of section 47(3) of the Right to Information Act, as applied by section 67 of the Act, and any other particular provision of the Right to Information Act relevant to the refusal;
- (d) for each agency or Minister—
 - (i) the number of deemed decisions under sections 66 and 71 of the Act; and
 - (ii) the number of decisions on internal review taken to have been made under section 97(2) of the Act.
- (e) for each agency or Minister—the number of refusals of amendment under each provision of section 72(1) of the Act;
- (f) for each agency or Minister—
 - (i) the number of internal review applications received; and
 - (ii) for each application, whether the decision on the internal review was different from the decision subject to internal review, and how it was different.
- (g) for each agency or Minister—
 - (i) the number of external review applications made in relation to a decision of the agency or Minister;
 - (ii) the number of external review applications where there was no preceding internal review application to the agency or Minister;
 - (iii) the number of decisions on external review that affirmed the decision of the agency or Minister;
 - (iv) the number of decisions on external review that varied the decision of the agency or Minister;
 - (v) the number of decisions on external review that set aside the decision of the agency or Minister and made another decision in substitution for the decision of the agency or Minister.
- (h) any disciplinary action taken against an officer in relation to the administration of the Act;
- (i) any proceedings brought for an offence against section 184(1) or (3) of the Act;

- (j) for each agency or Minister—the amount of charges received under the Act;
- (k) any other relevant fact indicating an effort by an agency or Minister to further the object of the Act.

APPENDIX 2 – COMMUNITIES

Table 1. Number of access and amendment applications - section 8(1)(a) RTI Regulation and section 6(a) IP Regulation

PORTFOLIO/AGENCY	Application Type	On hand 1 July 2010 b/fwd	Received	Transferred	Withdrawn	Total	Finalised 30 June 2011	On hand 30 June 2011 c/fwd	Internal Reviews received from Finalised Applications	
						— no. —			no.	%
Department of Communities	Access-RTI	112	503	2	77	536	458	78	11	2.4
Minister for Child Safety and Minister for Sport	Access-RTI	0	1	0	0	1	1	0	0	0.0
Minister for Community Services and Housing and Minister for Women	Access-RTI	1	2	0	1	2	2	0	0	0.0
Commission for Children and Young People and Child Guardian	Access-RTI	0	3	0	0	3	3	0	0	0.0
Residential Tenancies Authority	Access-RTI	1	4	0	1	4	4	0	0	0.0
Stadiums Queensland	Access-RTI	2	2	0	0	4	4	0	0	0.0
Total RTI Applications		116	515	2	79	550	472	78	11	2.3
Department of Communities	Access-IP	45	343	0	32	356	298	58	4	1.3
Minister for Child Safety and Minister for Sport	Access-IP	0	1	0	0	1	1	0	0	0.0
Commission for Children and Young People and Child Guardian	Access-IP	0	7	0	0	7	6	1	1	16.7
Residential Tenancies Authority	Access-IP	1	8	0	4	5	4	1	1	25.0
Total IP Applications		46	359	0	36	369	309	60	6	1.9
Department of Communities	Amend-IP	1	6	0	0	7	7	0	0	0.0
Total Amendment Applications		1	6	0	0	7	7	0	0	0.0
TOTAL APPLICATIONS		163	880	2	115	926	788	138	17	2.2

Table 2. Number of refusals to deal - section 8(1)(b) RTI Regulation and section 6(b) IP Regulation

PORTFOLIO/AGENCY	Provision invoked	No. of times
Department of Communities	Section 60 IP	1
	Section 62 IP	1
Commission for Children and Young People and Child Guardian	Section 62 IP	2
TOTAL		4

Table 3. Number of refusals of access - section 8(1)(c) RTI Regulation and section 6(c) IP Regulation

PORTFOLIO/AGENCY	Application Type - RTI / IP	No. of pages considered	Access in full	Access in part	Access refused	Pages released in full or part	Provisions	no. of times
			— no. —			%	invoked	
Department of Communities	RTI	142,114	72,756	52,030	17,328	87.8	sch3(1)	19
							sch3(2)(1)(a)	1
							sch3(2)(1)(b)	56
							sch3(3)(1)(b)	10
							sch3(6)(c)(i)	339
							sch3(7)	860
							sch3(10)(1)(a)	17
							sch3(10)(1)(b)	4,575
							sch3(10)(1)(f)	247
							sch3(10)(1)(h)	1
							sch3(10)(1)(i)	753
							sch3(12)(1)	733
							s49	65,479
							s53(a)	184
							s52	30
Minister for Child Safety and Minister for Sport	RTI	0	0	0	0	N/A	s52	1

PORTFOLIO/AGENCY	Application Type - RTI / IP	No. of pages considered	Access in full	Access in part	Access refused	Pages released in full or part	Provisions	
Minister for Community Services and Housing and Minister for Women	RTI	105	76	8	21	80.0	sch3(6)(c)(i)	21
							s49	8
Commission for Children and Young People and Child Guardian	RTI	124	39	82	3	97.6	sch3(12)(1)	20
							s49	74
Residential Tenancies Authority	RTI	15	11	4	0	100.0	s49	4
Total RTI		142,358	72,882	52,124	17,352	87.8		
Department of Communities	IP	105,398	48,905	47,540	8,953	91.5	sch3(3)(1)(f)	1
							sch3(6)(a)	120
							sch3(7)	680
							sch3(8)(1)	3
							sch3(10)(1)(a)	1
							sch3(10)(1)(b)	3,331
							sch3(10)(1)(f)	182
							sch3(10)(1)(i)	42
							sch3(10)(5)(b)	2
							s49	48,251
							s52	27
							s53(a)	664
Minister for Child Safety and Minister for Sport	IP	29	27	2	0	100.0	sch3(10)(1)(b)	1
							s49	2
Commission for Children and Young People and Child Guardian	IP	4,977	4,324	624	29	99.4	sch3(7)	21
							sch3(12)(1)	42
							s49	608
Residential Tenancies Authority	IP	147	55	90	2	98.6	s49	92
Total IP		110,551	53,311	48,256	8,984	91.9		
TOTAL		252,909	126,193	100,380	26,336	89.6		

Table 4. Number of pages included in a disclosure log - section 8(1)(d) RTI Regulation

PORTFOLIO/AGENCY	Published to disclosure log in full	Published to disclosure log in part	Total published to disclosure log from total pages considered		Total pages considered
	no.	no.	no.	%	no.
Department of Communities	994	239	1,233	1.0	124,786
Minister for Community Services and Housing and Minister for Women	0	0	0	0.0	84
Commission for Children and Young People and Child Guardian	4	4	8	6.6	121
Residential Tenancies Authority	0	0	0	0.0	15
TOTAL	998	243	1,241	1.0	125,006

Table 5. Number of deemed decisions, and decisions taken to have been made on internal review - section 8(1)(e) RTI Regulation or section 6(d) IP Regulation

PORTFOLIO/AGENCY	Provision invoked	No. of times
Department of Communities	section 46 RTI	18
	section 66 IP	6
	section 83(2) RTI	1
TOTAL		25

Table 6. Number of refusals of amendment - section 6(e) IP Regulation

There were no refusals to amend documents.

Table 7. Number of internal review applications - section 8(1)(f) RTI Regulation or section 6(f) IP Regulation

PORTFOLIO/AGENCY	No. of Internal Reviews received	Internal Review Decision (i.e. upheld on review or varied on review)	If decision varied, how?	Exemption
Department of Communities	3	Decision upheld on review		
	3	Decision upheld on review	Withdrawn	
	1	Decision upheld on review	Deemed decision	s83(2)
	1	Varied on review	26 pages released in full, 51 pages released in part	s49, sch4, sch3(10)(1)(b)
	1	Varied on review	1 page released in full	
	1	Varied on review	9 pages released in full, 49 pages released in part	s49, sch4
	1	Varied on review	40 pages released in full, 31 pages released in part	sch3(10)(1)(b)
	1	Varied on review	3 pages released in full, 21 pages released in part, 13 pages refused access	s49-sch4
	1	Varied on review	26 pages released in full, 12 pages released in part	s52(1)(a), s49-sch4, sch3(10)(1)(b)
	1	Varied on review	1 page released in part	s49-sch4
	1	Varied on review	1 page released in full	s88(2)
Commission for Children and Young People and Child Guardian	1	Varied on review	3 pages released in full, 6 pages released in part	s49-sch4
Residential Tenancies Authority	1	Decision upheld on review		
TOTAL	17			

Table 8. Number of external review applications - section 8(1)(g) RTI Regulation or section 6(g) IP Regulation

PORTFOLIO/AGENCY	No. of External Reviews	Type of Review	Decision	Act provision/outcome
Department of Communities	2	Following Internal		Outstanding
	2	Following Internal		Withdrawn
	13	Direct		Outstanding
	2	Direct		Extension of time granted
	6	Direct		Withdrawn
	2	Direct	Upheld	
Minister for Community Services and Housing and Minister for Women	1	Direct		Outstanding
Commission for Children and Young People and Child Guardian	1	Following Internal		Outstanding
Residential Tenancies Authority	1	Direct	Upheld	
TOTAL	30			

Table 9. Amount of fees and charges received under the RTI Act - section 8(1)(j) RTI Regulation

PORTFOLIO/AGENCY	Fees received	Processing Charges received	Access Charges received	Total received
		— \$ —		
Department of Communities	14,516	7,917	440	22,873
Minister for Child Safety and Minister for Sport	38	0	0	38
Minister for Community Services and Housing and Minister for Women	76	209	0	285
Commission for Children and Young People and Child Guardian	76	0	0	76
Residential Tenancies Authority	76	0	0	76
Stadiums Queensland	76	0	0	76
TOTAL	14,858	8,126	440	23,424

Table 10. Amount of charges received under the IP Act - section 6(j) IP Regulation

There were no charges received under the IP Act.

Table 11. Number of Freedom of Information applications - section 8(2) RTI Regulation

There were no Freedom of Information applications carried over at 1 July 2010.

APPENDIX 3 – COMMUNITY SAFETY

Table 1. Number of access and amendment applications - section 8(1)(a) RTI Regulation and section 6(a) IP Regulation

PORTFOLIO/AGENCY	Application Type	On hand 1 July 2010 b/fwd	Received	Transferred	Withdrawn	Total	Finalised 30 June 2011	On hand 30 June 2011 c/fwd	Internal Reviews received from Finalised Applications	
									no.	%
Department of Community Safety	Access-RTI	7	102	1	21	87	78	9	1	1.3
Total RTI Applications		7	102	1	21	87	78	9	1	1.3
Department of Community Safety	Access-IP	24	578	2	40	560	525	35	8	1.5
Total IP Applications		24	578	2	40	560	525	35	8	1.5
Department of Community Safety	Amend-IP	1	2	0	0	3	1	2	0	0.0
Total Amendment Applications		1	2	0	0	3	1	2	0	0.0
TOTAL APPLICATIONS		32	682	3	61	650	604	46	9	1.5

Table 2. Number of refusals to deal - section 8(1)(b) RTI Regulation and section 6(b) IP Regulation

PORTFOLIO/AGENCY	Provision invoked	No. of times
Department of Community Safety	Section 43 RTI	3
	Section 62 IP	1
	Section 63 IP	1
TOTAL		4

Table 3. Number of refusals of access - section 8(1)(c) RTI Regulation and section 6(c) IP Regulation

PORTFOLIO/AGENCY	Application Type - RTI / IP	No. of pages considered	Access in full	Access in part	Access refused	Pages released in full or part	Provisions	
			— no. —			%	invoked	no. of times
Department of Community Safety	RTI	9,874	7,808	1,664	402	95.9	s52	1
							sch3(6)(c)(i)	21
							sch3(7)	53
							sch3(8)(1)	3
							sch3(10)(1)(i)	100
							sch4	1,680
Total RTI		9,874	7,808	1,664	402	95.9		
Department of Community Safety	IP	71,429	63,010	4,833	3,586	95.0	s51	30
							s52	7
							s53(a)	410
							s53(d)	8
							s62	5
							sch3(6)(c)(i)	21
							sch3(7)	404
							sch3(8)(1)	41
							sch3(10)	161
							sch3(10)(1)	1
							sch3(10)(1)(a)	3
							sch3(10)(1)(d)	12
							sch3(10)(1)(f)	542
							sch3(10)(1)(g)	25
							sch3(10)(1)(i)	1,077
							sch3(10)(1)(j)	1
							sch3(12)	2
							sch4	5,201
Total IP		71,429	63,010	4,833	3,586	95.0		
TOTAL		81,303	70,818	6,497	3,988	95.1		

Table 4. Number of pages included in a disclosure log - section 8(1)(d) RTI Regulation

PORTFOLIO/AGENCY	Published to disclosure log in full	Published to disclosure log in part	Total published to disclosure log from total pages considered		Total pages considered
	no.	no.	no.	%	no.
Department of Community Safety	2,409	1,451	3,860	40.8	9,472
TOTAL	2,409	1,451	3,860	40.8	9,472

Table 5. Number of deemed decisions, and decisions taken to have been made on internal review - section 8(1)(e) RTI Regulation or section 6(d) IP Regulation

There were no deemed decisions or decisions taken to have been made at internal review.

Table 6. Number of refusals of amendment - section 6(e) IP Regulation

PORTFOLIO/AGENCY	Provision invoked	No. of times
Department of Community Safety	Section 72 (1)(a)(i)	1
TOTAL		1

Table 7. Number of internal review applications - section 8(1)(f) RTI Regulation or section 6(f) IP Regulation

PORTFOLIO/AGENCY	No. of Internal Reviews received	Internal Review Decision (i.e. upheld on review or varied on review)	If decision varied, how?	Exemption
Department of Community Safety	8	Decision upheld on review		
	1	Varied on review	The original decision maker refused full access to one document. The decision was changed to partial access to the same document.	sch4(3)(3)
TOTAL	9			

Table 8. Number of external review applications - section 8(1)(g) RTI Regulation or section 6(g) IP Regulation

PORTFOLIO/AGENCY	No. of External Reviews	Type of Review	Decision	Act provision/outcome
Department of Community Safety	1	Following Internal	Upheld	sch3(10)(1)(i) and contrary to public interest
	3	Following Internal		Applicant withdrew application
	1	Direct	Upheld	Not finalised
	1	Direct		Applicant withdrew application
TOTAL	6			

Table 9. Amount of fees and charges received under the RTI Act - section 8(1)(j) RTI Regulation

PORTFOLIO/AGENCY	Fees received	Processing Charges received	Access Charges received	Total received
		— \$ —		
Department of Community Safety	2,766	3,805	123	6,694
TOTAL	2,766	3,805	123	6,694

Table 10. Amount of charges received under the IP Act - section 6(j) IP Regulation

PORTFOLIO/AGENCY	Access Charges
	\$
Department of Community Safety	215
TOTAL	215

Table 11. Number of Freedom of Information applications not finalised at 1 July 2010 - section 8(2) RTI Regulation

PORTFOLIO/AGENCY	Applications Administered					Applications on hand at end of reporting period				
	no.	Personal %	Non-Personal no.	Non-Personal %	Total no.	no.	Personal %	Non-Personal no.	Non-Personal %	Total no.
Department of Community Safety	1	100.0	0	0.0	1	0	N/A	0	N/A	0
TOTAL	0	100.0	0	0.0	1	0	N/A	0	N/A	0

APPENDIX 4 – Education and Training

Table 1. Number of access and amendment applications - section 8(1)(a) RTI Regulation and section 6(a) IP Regulation

PORTFOLIO/AGENCY	Application Type	On hand 1 July 2010 b/fwd	Received	Transferred	Withdrawn	Total	Finalised 30 June 2011	On hand 30 June 2011 c/fwd	Internal Reviews received from Finalised Applications	
					— no. —				no.	%
Department of Education & Training	Access-RTI	13	123	1	61	198	61	13	2	3.3
University of Queensland	Access-RTI	1	7	0	1	9	5	2	1	20.0
Griffith University	Access-RTI	2	6	0	2	10	5	1	2	40.0
James Cook University	Access-RTI	3	1	0	1	5	3	0	2	66.7
Queensland Studies Authority	Access-RTI	0	3	0	0	3	3	0	0	0.0
University of Southern Queensland	Access-RTI	0	4	0	2	6	1	1	0	0.0
Non State Schools Accreditation Board	Access-RTI	0	3	0	1	4	2	0	0	0.0
Queensland University of Technology	Access-RTI	3	1	2	1	7	1	0	0	0.0
Total RTI Applications		22	148	3	69	242	81	17	7	8.6
Department of Education & Training	Access-IP	20	164	2	70	256	101	11	4	4.0
University of Queensland	Access-IP	5	72	0	10	87	61	6	7	11.5
Griffith University	Access-IP	1	3	0	2	6	2	0	0	0.0
James Cook University	Access-IP	0	3	0	0	3	3	0	1	33.3
Queensland Studies Authority	Access-IP	0	5	0	0	5	5	0	0	0.0
University of Southern Queensland	Access-IP	0	2	0	0	2	1	1	0	0.0
Queensland University of Technology	Access-IP	4	0	0	4	8	0	0	0	N/A
Central Queensland University	Access-IP	0	1	0	0	1	1	0	0	0.0
Gold Coast Institute of TAFE	Access-IP	0	257	0	257	514	0	0	0	N/A
Total IP Applications		30	507	2	343	882	174	18	12	6.9
Department of Education & Training	Amend-IP	0	1	0	0	1	1	0	0	0.0
Griffith University	Amend-IP	0	1	0	0	1	0	1	0	N/A
Queensland Studies Authority	Amend-IP	0	3	0	0	3	3	0	0	0.0
Total Amendment Applications		0	5	0	0	5	4	1	0	0.0
TOTAL APPLICATIONS		52	660	5	412	1,129	259	36	19	7.3

Table 2. Number of refusals to deal - section 8(1)(b) RTI Regulation and section 6(b) IP Regulation

PORTFOLIO/AGENCY	Provision invoked	No. of times
Department of Education & Training	Section 43 RTI	1
University of Queensland	Section 60 IP	2
	Section 62 IP	2
TOTAL		5

Table 3. Number of refusals of access - section 8(1)(c) RTI Regulation and section 6(c) IP Regulation

PORTFOLIO/AGENCY	Application Type - RTI / IP	No. of pages considered	Access in full	Access in part	Access refused	Pages released in full or part	Provisions invoked	no. of times
			— no. —			%		
Department of Education & Training	RTI	11,227	7,334	1,928	1,965	82.5	s47(3)(b)	2,060
							sch4(4)	2,054
							s73	168
							sch3(2)(1)(a)	44
							sch3(6)(c)(i)	105
							sch3(7)	386
							sch3(8)	6
							sch3(10)(1)(a)	35
							sch3(10)(1)(b)	1
							sch3(10)(4)	800
University of Queensland	RTI	852	636	214	2	99.8	s47(3)(b)	216
Griffith University	RTI	876	169	115	592	32.4	sch4	221
							sch3(7)	418
James Cook University	RTI	589	360	16	213	63.8	sch3(7)	2
							sch3(8)	1
Queensland Studies Authority	RTI	519	237	252	30	94.2	s47(3)(a)	14

PORTFOLIO/AGENCY	Application Type - RTI / IP	No. of pages considered	Access in full	Access in part	Access refused	Pages released in full or part	Provisions	
							s47(3)(b)	343
University of Southern Queensland	RTI	28	11	9	8	71.4	s47(3)(b)	31
							sch3(8)(1)	10
Non State Schools Accreditation Board	RTI	242	208	34	0	100.0	s47(3)(b)	14
							sch4(4)	14
							s73	21
Queensland University of Technology	RTI	526	222	303	1	99.8	sch4(4)	303
							s73	152
Total RTI		14,859	9,177	2,871	2,811	81.1		
Department of Education & Training	IP	23,942	19,669	3,701	572	97.6	s47(3)(b)	3,696
							sch4(4)	3,682
							s73	221
							sch3(7)	193
							sch3(10)(1)(a)	112
							sch3(10)(1)(b)	28
University of Queensland	IP	5,651	3,785	1,710	156	97.2	sch3(7)	52
							s47(3)(b)	1,704
							s51	114
							s88	5
Griffith University	IP	25	20	5	0	100.0	s47(3)(b)	5
James Cook University	IP	0	0	0	0	N/A	s52(1)(a)	1
Queensland Studies Authority	IP	629	567	62	0	100.0	s47(3)(b)	62
							s52(1)(b)	6
							s47(3)(f)	1
University of Southern Queensland	IP	4	0	4	0	100.0	s47(3)(b)	4
Queensland University of Technology	IP	437	373	36	28	93.6	s47(3)(b)	38

PORTFOLIO/AGENCY	Application Type - RTI / IP	No. of pages considered	Access in full	Access in part	Access refused	Pages released in full or part	Provisions
							s88 1
							s52 1
Central Queensland University	IP	90	90	0	0	100.0	
Total IP		30,778	24,504	5,518	756	97.5	
TOTAL		45,637	33,681	8,389	3,567	92.2	

Table 4. Number of pages included in a disclosure log - section 8(1)(d) RTI Regulation

PORTFOLIO/AGENCY	Published to disclosure log in full	Published to disclosure log in part	Total published to disclosure log from total pages considered	Total pages considered
	no.	no.	no. %	no.
Department of Education & Training	308	621	929 10.0	9,262
University of Queensland	26	0	26 3.1	850
Griffith University	0	0	0 0.0	284
James Cook University	38	16	54 14.4	376
Queensland Studies Authority	178	206	384 78.5	489
University of Southern Queensland	0	0	0 0.0	20
Non State Schools Accreditation Board	672	257	929 *	242
Queensland University of Technology	0	0	0 0.0	525
TOTAL	1,222	1,100	2,322 19.3	12,048

* The Non State Schools Accreditation Board published documents which were the subject of an application finalised in financial year (FY) 2009/10 to the disclosure log in FY 2010/11. As more documents were published to the disclosure log than were released in FY 2010/11 a percentage figure is not available.

Table 5. Number of deemed decisions, and decisions taken to have been made on internal review - section 8(1)(e) RTI Regulation or section 6(d) IP Regulation

PORTFOLIO/AGENCY	Provision invoked	No. of times
Department of Education & Training	section 46 RTI	2
	section 83(2) RTI	1
	section 66 IP	2
TOTAL		5

Table 6. Number of refusals to amend documents - section 6(e) IP Regulation

PORTFOLIO/AGENCY	Provision invoked	No. of times
Department of Education & Training	Section 72(1)(a)(i)	10
Queensland Studies Authority	Section 72(1)(a)(i)	8
TOTAL		18

Table 7. Number of internal review applications - section 8(1)(f) RTI Regulation or section 6(f) IP Regulation

PORTFOLIO/AGENCY	No. of Internal Reviews received	Internal Review Decision (i.e. upheld on review or varied on review)	If decision varied, how?	Exemption
Department of Education & Training	1	Varied on review	Additional documents found and provided	s73
	1	Decision upheld on review	Deemed	
	1	Decision upheld on review		
	1	Varied on review	Decision amended	sch3(10)(1)(b), sch4(2)(3), sch4(4)(6)
	1	Decision upheld on review		
	1	Decision upheld on review	Review withdrawn	
University of Queensland	1	Varied on review	Info not fully exempt, only partial	sch4(2)(7)

PORTFOLIO/AGENCY	No. of Internal Reviews received	Internal Review Decision (i.e. upheld on review or varied on review)	If decision varied, how?	Exemption
	1	Decision upheld on review		s67 IP Act, s47(3)(a) and sch3(7)
	1	Decision upheld on review		s47(3)(e)-RTI
	1	Decision upheld on review		s60-IP
	1	Varied on review	Additional information exempt	sch4(3)(3)
	3	Decision upheld on review		sch4(3)(3), sch4(3)(15), sch3(7)
Griffith University	1	Varied on review	Release additional documents	s47(3)(b)
	1	Varied on review	Release additional documents	sch3(7)
James Cook University	3	Decision upheld on review		
TOTAL	19			

Table 8. Number of external review applications - section 8(1)(g) RTI Regulation or section 6(g) IP Regulation

PORTFOLIO/AGENCY	No. of External Reviews	Type of Review	Decision	Act Provision/outcome
Department of Education & Training	1	Following Internal	Upheld	
	1	Following Internal	Varied	s47(3)(b), sch4(4), s73
	1	Following Internal		Ongoing
	3	Direct		Ongoing
University of Queensland	7	Following Internal		Ongoing
Griffith University	1	Following Internal	Varied	s47(3)(b), sch4(4), s73
	1	Following Internal	Varied	s47(3)(b), sch3(7)
James Cook University	1	Following Internal		Ongoing
	2	Direct		Ongoing
Queensland Studies Authority	2	Direct		Ongoing
	1	Direct	Varied	Informally resolved
University of Southern Queensland	1	Direct		Ongoing
TOTAL	22			

Table 9. Amount of fees and charges received under the RTI Act - section 8(1)(j) RTI Regulation

PORTFOLIO/AGENCY	Fees received	Processing Charges received	Access Charges received	Total received
		— \$ —		
Department of Education & Training	4,370	3,625	25	8,020
University of Queensland	304	696	13	1,013
Griffith University	228	402	0	630
James Cook University	38	1,902	0	1,940
Queensland Studies Authority	114	766	0	880
University of Southern Queensland	114	406	0	520
Non State Schools Accreditation Board	76	1,041	0	1,117
Queensland University of Technology	113	851	0	963
TOTAL	5,357	9,688	38	15,083

Table 10. Amount of charges received under the IP Act - section 6(j) IP Regulation

PORTFOLIO/AGENCY	Access Charges
	\$
Department of Education & Training	84
Queensland Studies Authority	30
TOTAL	114

Table 11. Number of Freedom of Information applications - section 8(2) RTI Regulation

There were no Freedom of Information applications carried over at 1 July 2010.

APPENDIX 5 – EMPLOYMENT, ECONOMIC DEVELOPMENT AND INNOVATION

Table 1. Number of access and amendment applications - section 8(1)(a) RTI Regulation and section 6(a) IP Regulation

PORTFOLIO/AGENCY	Application Type	On hand 1 July 2010 b/fwd	Received	Transferred	Withdrawn	Total	Finalised 30 June 2011	On hand 30 June 2011 c/fwd	Internal Reviews received from Finalised Applications	
		— no. —							no.	%
Department of Employment, Economic Development & Innovation	Access-RTI	36	195	14	29	188	147	41	21	14.3
ENERGEX	Access-RTI	2	18	0	0	20	19	1	0	0.0
Ergon Energy Corporation Limited	Access-RTI	1	11	0	0	12	12	0	0	0.0
Ergon Energy Queensland Pty Ltd	Access-RTI	0	5	0	2	3	3	0	0	0.0
Powerlink Queensland	Access-RTI	0	3	0	0	3	3	0	1	33.3
Stanwell	Access-RTI	0	1	0	0	1	1	0	1	100.0
Minister for Employment, Skills and Mining	Access-RTI	0	3	0	3	0	0	0	0	N/A
Tourism Queensland	Access-RTI	0	4	0	1	3	2	1	0	0.0
Queensland Rural Adjustment Authority	Access-RTI	0	2	0	0	2	2	0	0	0.0
Safe Food Production Queensland	Access-RTI	1	0	0	0	1	0	1	0	N/A
Total RTI Applications		40	242	14	35	233	189	44	23	12.2
Department of Employment, Economic Development & Innovation	Access-IP	2	8	0	2	8	7	1	0	0.0
ENERGEX	Access-IP	1	13	0	2	12	8	4	0	0.0
Queensland Rural Adjustment Authority	Access-IP	0	6	0	0	6	6	0	0	0.0
Total IP Applications		3	27	0	4	26	21	5	0	0.0
TOTAL APPLICATIONS		43	269	14	39	259	210	49	23	11.0

Table 2. Number of refusals to deal - Section 8(1)(b) RTI Regulation and section 6(b) IP Regulation

PORTFOLIO/AGENCY	Provision invoked	No. of times
Department of Employment, Economic Development & Innovation	Section 41 RTI	2
TOTAL		2

Table 3. Number of refusals of access - Section 8(1)(c) RTI Regulation and section 6(c) IP Regulation

PORTFOLIO/AGENCY	Application Type RTI / IP	No. of pages considered	Access in full	Access in part	Access refused	Pages released in full or part	Provisions	
			— no. —			%	invoked	no. of times
Department of Employment, Economic Development & Innovation	RTI	33,196	17,629	2,814	12,753	61.6	s52	16
							sch3(2)(1)(a)	242
							sch3(1)	113
							sch3(3)(1)(a)	4
							sch3(3)(1)(e)	4
							sch3(4)	20
							sch3(6)(c)(ii)	3
							sch3(7)	4,904
							sch3(8)(1)	3,993
							sch3(10)	11
							sch3(10)(1)(a)	1,137
							sch3(10)(1)(b)	174
							sch3(10)(1)(e)	2,166
							sch3(10)(3)	5
							sch3(12)(1)	70

PORTFOLIO/AGENCY	Application Type RTI / IP	No. of pages considered	Access in full	Access in part	Access refused	Pages released in full or part	Provisions	
							sch4	6,743
ENERGEX	RTI	1,731	1,609	66	56	96.8	s47(3)(b)	55
							s52	3
							s53(a)	1
							s53(d)	2
							sch4	66
Ergon Energy Corporation Limited	RTI	2,745	199	17	2,529	7.9	s47(3)(e)	2
							sch3(7)	2,523
							sch4	23
Powerlink Queensland	RTI	161	157	0	4	97.5	s55	4
Stanwell	RTI	0	0	0	*	N/A		0
Tourism Queensland	RTI	0	0	0	0	N/A	s52	2
Total RTI		37,833	19,594	2,897	15,342	59.4		
Department of Employment, Economic Development & Innovation	IP	404	179	13	212	47.5	sch3(10)(1)(b)	17
							sch4	235
ENERGEX	IP	47	40	7	0	100.0	sch4	8
Ergon Energy Corporation Limited	IP	294	294	0	0	100.0		0
Total IP		745	513	20	212	71.5		
TOTAL		38,578	20,107	2,917	15,554	59.7		

* The application was refused under section 32 of the RTI Act. Section 17(b) of the RTI Act provides that, in the RTI Act, an entity to which this Act does not apply means an entity mentioned in schedule 2, part 2 in relation to the function mentioned in that part. Item 19 of Schedule 2, Part 2 RTI Act states "Stanwell Corporation Limited ACN 078 848 674, or a subsidiary of Stanwell Corporation Limited, in relation to its functions, except so far as they relate to community service obligations." As the documents sought in the application did not relate to Stanwell's Community Service obligations, access was refused on the basis that the application was outside the scope of the RTI Act.

Table 4. Number of pages included in a disclosure log - section 8(1)(d) RTI Regulation

PORTFOLIO/AGENCY	Published to disclosure log in full	Published to disclosure log in part	Total published to disclosure log from total pages considered		Total pages considered
	no.	no.	no.	%	no.
Department of Employment, Economic Development & Innovation	191	55	246	1.2	20,443
ENERGEX	1,607	68	1,675	100.0	1,675
Ergon Energy Corporation Limited	0	0	0	0.0	216
Powerlink Queensland	0	0	0	0.0	157
TOTAL	1,798	123	1,921	8.5	22,491

Table 5. Number of deemed decisions, and decisions taken to have been made on internal review - section 8(1)(e) RTI Regulation or Section 6(d) IP Regulation

There were no deemed decisions or decisions taken to have been made at internal review.

Table 6. Number of refusals of amendment - Section 6(e) IP Regulation

There were no refusals to amend documents.

Table 7. Number of internal review applications - section 8(1)(f) RTI Regulation or section 6(f) IP Regulation

PORTFOLIO/AGENCY	No. of Internal Reviews received	Internal Review Decision (i.e. upheld on review or varied on review)	If decision varied, how?	Exemption
Department of Employment, Economic Development & Innovation	3	Varied on review	Additional information released	sch4
	2	Varied on review	Additional information refused	sch4
	1	Varied on review	Additional information released	sch3(10)(1)(b), sch4
	1	Varied on review	Additional information released	
	1	Varied on review	Additional information released	sch3(10)(3)
	2	Varied on review	Additional documents located and released in full	
	14	Decision upheld on review		
Powerlink Queensland	1	Decision upheld on review		
Stanwell	1	See *		
TOTAL	26			

* Despite a request being made for internal review, internal review was not available as the decision was made by Stanwell's Principal Officer. The applicant was advised that external review to the Office of the Information Commissioner was available.

Table 8. Number of external review applications - section 8(1)(g) RTI Regulation or section 6(g) IP Regulation

PORTFOLIO/AGENCY	No. of External Reviews	Type of Review	Decision	Act Provision/outcome
Department of Employment, Economic Development & Innovation	1	Direct	Varied	Report publicly available
	2	Direct		With OIC
	1	Direct		Withdrawn
	1	Preceding Internal	Varied	Document publicly

PORTFOLIO/AGENCY	No. of External Reviews	Type of Review	Decision	Act Provision/outcome available
	1	Preceding Internal	Upheld	
	1	Preceding Internal	Varied	Informal resolution
	7	Preceding Internal		With OIC
ENERGEX	1	Direct		With OIC
Ergon Energy Corporation Limited	1	Direct	Upheld	
	1	Direct	Varied	sch4
Powerlink Queensland	1	Preceding Internal	Varied	Informal resolution
Stanwell	1	Preceding Internal	Upheld	
Safe Food Production Queensland	1	Direct		With OIC
TOTAL	20			

Table 9. Amount of fees and charges received under the RTI Act - section 8(1)(j) RTI Regulation

PORTFOLIO/AGENCY	Fees received	Processing Charges received	Access Charges received	Total received
	— \$ —			
Department of Employment, Economic Development & Innovation	6,346	16,654	30	23,030
ENERGEX	684	3,045	0	3,729
Ergon Energy Corporation Limited	418	0	0	418
Powerlink Queensland	114	0	0	114
Stanwell	38	0	0	38
Tourism Queensland	72	0	0	72
Queensland Rural Adjustment Authority	76	0	0	76
TOTAL	7,748	19,699	30	27,477

Table 10. Amount of charges received under the IP Act - section 6(j) IP Regulation

PORTFOLIO/AGENCY	Access Charges
	\$
Queensland Rural Adjustment Authority	76
TOTAL	76

Table 11. Number of Freedom of Information applications - section 8(2) RTI Regulation

PORTFOLIO/AGENCY	Applications Administered					Applications on hand at end of reporting period				
	Personal		Non-Personal		Total	Personal		Non-Personal		Total
	no.	%	no.	%	no.	no.	%	no.	%	no.
Ergon Energy Corporation Limited	0	0	1*	100.0	1	0	N/A	0	N/A	0
TOTAL	0	0	1	100.0	1	0	N/A	0	N/A.	0

* Ergon Energy Corporation Limited had one application on hand at the end of 2009-10 which was completed in 2010 -11.

APPENDIX 6 – ENVIRONMENT AND RESOURCE MANAGEMENT

Table 1. Number of access applications - section 8(1)(a) RTI Regulation and section 6(a) IP Regulation

PORTFOLIO/AGENCY	Application Type	On hand 1 July 2010 b/fwd	Received	Transferred	Withdrawn	Total	Finalised 30 June 2011	On hand 30 June 2011 c/fwd	Internal Reviews received from Finalised Applications	
									no.	%
Department of Environment and Resource Management	Access-RTI	32	285	8	63	246	198	48	23	11.6
Minister for Energy and Water Utilities	Access-RTI	0	7	0	0	7	4	3	0	0.0
Minister for Climate Change and Sustainability	Access-RTI	0	4	0	0	4	4	0	0	0.0
SEQ Water Grid Manager	Access-RTI	0	5	0	1	4	4	0	0	0.0
LinkWater	Access-RTI	0	2	0	0	2	2	0	0	0.0
Queensland Water Commission	Access-RTI	0	8	0	1	7	7	0	0	0.0
Total RTI Applications		32	311	8	65	270	219	51	23	10.5
Department of Environment and Resource Management	Access-IP	0	9	0	1	8	7	1	0	0.0
Surveyors Board of Queensland	Access-IP	0	1	0	0	1	1	0	0	0.0
Total IP Applications		0	10	0	1	9	8	1	0	0.0
TOTAL APPLICATIONS		32	321	8	66	279	227	52	23	10.1

Table 2. Number of refusals to deal - section 8(1)(b) RTI Regulation and section 6(b) IP Regulation

PORTFOLIO/AGENCY	Provision invoked	No. of times
SEQ Water Grid Manager	Section 40 RTI	1
TOTAL		1

Table 3. Number of refusals of access - section 8(1)(c) RTI Regulation and section 6(c) IP Regulation

PORTFOLIO/AGENCY	Application Type - RTI/ IP	No. of pages considered	Access in full	Access in part	Access refused	Pages released in full or part	Provisions	
							invoked	no. of times
			— no. —			%		
Department of Environment and Resource Management	RTI	79,677	32,856	12,716	34,105	57.2	s52	186
							s53(a)	260
							s53(d)	2,529
							s37(3)(d)	3,996
							s68(4)(c)	2,061
							s73(3)	9,755
							sch3(1)	369
							sch3(2)	221
							sch3(2)(1)(a)	273
							sch3(2)(1)(b)	50
							sch3(3)	15
							sch3(3)(1)(a)	54
							sch3(3)(1)(b)	252
							sch3(3)(1)(c)	304
							sch3(3)(1)(e)	1,291
							sch3(4)	11
							sch3(6)(c)(i)	108
							sch3(7)	1,570
							sch3(8)(1)	163
							sch3(10)(1)(a)	136
							sch3(10)(1)(b)	10
							sch3(10)(1)(h)	439
							sch3(10)(1)(k)	65
							sch3(12)	200

PORTFOLIO/AGENCY	Application Type - RTI/ IP	No. of pages considered	Access in full	Access in part	Access refused	Pages released in full or part	Provisions	
							sch3(4)(a)	7
							sch4	12,262
Minister for Energy and Water Utilities	RTI	194	10	0	184	5.2	s52	184
Minister for Climate Change and Sustainability	RTI	89	70	8	11	87.6	s73(3)	13
							sch4	6
SEQ Water Grid Manager	RTI	142	0	0	142	0.0	s47(3)(a)	2
LinkWater	RTI	538	311	102	125	76.8	sch3(10)(1)(I)	59
							sch3(8)	119
							s47(3)(b)	160
Queensland Water Commission	RTI	1,546	899	403	244	84.2	sch4	403
							s73	24
							s48	180
							sch3(2)(1)(a)	64
Total RTI		82,186	34,146	13,229	34,811	57.6		
Department of Environment and Resource Management	IP	5,101	4,346	103	652	87.2	s53(a)	2
							s53(d)	2
							s88	3
							sch3(3)(1)(e)	7
							sch3(7)	3
							sch4	91
Surveyors Board of Queensland	IP	3	3	0	0	100.0		
Total IP		5,104	4,349	103	652	87.2		
TOTAL		87,290	38,495	13,332	35,463	59.4		

Table 4. Number of pages included in a disclosure log - section 8(1)(d) RTI Regulation

PORTFOLIO/AGENCY	Published to disclosure log in full	Published to disclosure log in part	Total published to disclosure log from total pages considered		Total pages considered
	no.	no.	no.	%	no.
Department of Environment and Resource Management	2,134	254	2,388	5.2	45,572
Minister for Energy and Water Utilities	0	0	0	0.0	10
Minister for Climate Change and Sustainability	0	0	0	0.0	78
LinkWater	0	0	0	0.0	413
Queensland Water Commission	0	4	4	0.3	1,302
TOTAL	2,134	258	2,392	5.0	47,375

Table 5. Number of deemed decisions, and decisions taken to have been made on internal review - section 8(1)(e) RTI Regulation or section 6(d) IP Regulation

There were no deemed decisions or decisions taken to have been made at internal review.

Table 6. Number of refusals of amendment - Section 6(e) IP Regulation

There were no refusals to amend documents.

Table 7. Number of internal review applications - section 8(1)(f) RTI Regulation or section 6(f) IP Regulation

PORTFOLIO/AGENCY	No. of Internal Reviews received	Internal Review Decision (i.e. upheld on review or varied on review)	If decision varied, how?	Exemption
Department of Environment and Resource Management	11	Varied on review	Additional documents released	
	10	Decision upheld on review		
	1	Varied on review	IR with third party. IR decision to withhold documents from release - not relevant	s73
	1	Varied on review	Documents released on review - in public domain	sch3(10)(1)(k)
TOTAL	23			

Table 8. Number of external review applications - section 8(1)(g) RTI Regulation or section 6(g) IP Regulation

PORTFOLIO/AGENCY	No. of External Reviews	Type of Review	Decision	Act Provision/outcome
Department of Environment and Resource Management	2	Direct	OIC decided not to review	
	1	Preceding Internal	Withdrawn - informal resolution	s90(4)(a)
	2	Direct	Withdrawn - informal resolution	s90(4)(a)
	1	Preceding Internal	Awaiting decision	
	1	Direct	Upheld	
	1	Direct	Awaiting decision	
	3	Preceding Internal	Awaiting decision	
	1	Preceding Internal	Varied	
TOTAL	12			

Table 9. Amount of fees and charges received under the RTI Act - section 8(1)(j) RTI Regulation

PORTFOLIO/AGENCY	Fees received	Processing Charges received	Access Charges received	Total received
		— \$ —		
Department of Environment and Resource Management	9,500	20, 017	0	29, 517
Minister for Climate Change and Sustainability	38	0	38	76
SEQ Water Grid Manager	190	0	0	190
LinkWater	76	557	57	690
Queensland Water Commission	228	0	812	1,040
TOTAL	10,032	20,574	907	31,513

Table 10. Amount of charges received under the IP Act - section 6(j) IP Regulation

There were no charges received under the IP Act.

Table 11. Number of Freedom of Information applications - section 8(2) RTI Regulation

There were no Freedom of Information applications carried over at 1 July 2010.

APPENDIX 7 – HEALTH

Table 1. Number of access and amendment applications - section 8(1)(a) RTI Regulation and section 6(a) IP Regulation

PORTFOLIO/AGENCY	Application Type	On hand 1 July 2010 b/fwd	Received	Transferred	Withdrawn	Total	Finalised 30 June 2011	On hand 30 June 2011 c/fwd	Internal Reviews received from Finalised Applications	
					— no. —				no.	%
Office of the Minister for Health	Access-RTI	0	3	0	2	1	1	0	0	0.0
Queensland Health										
Corporate Office and Statewide	Access-RTI	18	168	2	43	141	137	4	3	2.2
Cairns Facilities	Access-RTI	4	16	0	1	19	17	2	0	0.0
Innisfail Facilities	Access-RTI	0	7	0	3	4	4	0	0	0.0
Tablelands Facilities	Access-RTI	1	10	0	2	9	8	1	0	0.0
Gladstone Facilities	Access-RTI	0	2	0	0	2	2	0	0	0.0
Central Highlands Facilities	Access-RTI	0	2	0	0	2	2	0	0	0.0
Rockhampton Facilities	Access-RTI	3	21	1	2	21	20	1	0	0.0
Central West Health Service District	Access-RTI	0	1	0	0	1	1	0	0	0.0
Children's Health Services Royal Children's Hospital	Access-RTI	0	30	0	0	30	29	1	0	0.0
South Burnett Facilities	Access-RTI	0	6	0	1	5	4	1	0	0.0
Darling Downs and Toowoomba Facilities	Access-RTI	2	45	0	3	44	38	6	0	0.0
Gold Coast Health Service District	Access-RTI	13	77	0	15	75	53	22	0	0.0
Mackay Health Service District	Access-RTI	3	22	2	8	15	10	5	0	0.0
The Prince Charles Hospital Facilities	Access-RTI	1	152	0	0	153	147	6	0	0.0
Redcliffe-Caboolture Facilities	Access-RTI	6	66	0	7	65	51	14	2	3.9
Royal Brisbane and Women's Hospital Facilities	Access-RTI	22	239	1	3	257	223	34	0	0.0
Bayside Facilities	Access-RTI	0	14	0	3	11	10	1	0	0.0
Logan-Beaudesert Facilities	Access-RTI	4	15	0	0	19	19	0	0	0.0
QEII Hospital Facilities	Access-RTI	2	4	0	0	6	6	0	0	0.0

PORTFOLIO/AGENCY	Application Type		On hand 1 July 2010 b/fwd	Received	Transferred	Withdrawn	Total	Finalised 30 June 2011	On hand 30 June 2011 c/fwd	Internal Reviews received from Finalised Applications	
										no.	%
Princess Alexandra Facilities	Access-RTI		15	167	0	7	175	167	8	1	0.6
Mount Isa Health Service District	Access-RTI		0	21	0	0	21	21	0	0	0.0
South West Health Service District	Access-RTI		0	1	0	0	1	1	0	0	0.0
Sunshine Coast Health Service District	Access-RTI		19	115	0	7	127	120	7	0	0.0
Torres Strait and Northern Peninsula Area Health Service District	Access-RTI		0	9	0	0	9	9	0	0	0.0
Townsville Health Service District	Access-RTI		1	36	0	0	37	37	0	1	2.7
West Moreton Health Service District	Access-RTI		5	70	1	11	63	61	2	1	1.6
Bundaberg, North Burnett and Wide Bay Facilities	Access-RTI		3	15	0	0	18	18	0	1	5.6
Fraser Coast Facilities	Access-RTI		1	16	0	0	17	15	2	0	0.0
Queensland Health Total			123	1,347	7	116	1,347	1,230	117	9	0.7
Health Quality And Complaints Commission	Access-RTI		0	16	0	2	14	12	2	0	0.0
Total RTI Applications			123	1,366	7	120	1,362	1,243	119	9	0.7
Queensland Health											
Corporate Office and Statewide	Access-IP		16	236	2	10	240	195	45	6	3.1
Cairns Facilities	Access-IP		12	82	0	8	86	73	13	0	0.0
Innisfail Facilities	Access-IP		0	1	0	0	1	1	0	0	0.0
Tablelands Facilities	Access-IP		0	3	0	0	3	3	0	0	0.0
Gladstone Facilities	Access-IP		2	18	0	0	20	20	0	0	0.0
Central Highlands Facilities	Access-IP		0	2	0	0	2	2	0	0	0.0
Rockhampton Facilities	Access-IP		6	61	7	6	54	52	2	1	1.9
Central West Health Service District	Access-IP		1	3	0	0	4	4	0	0	0.0
Children's Health Services Royal Children's Hospital	Access-IP		28	199	0	25	202	178	24	1	0.6
South Burnett Facilities	Access-IP		0	14	0	0	14	14	0	0	0.0

PORTFOLIO/AGENCY	Application Type		On hand 1 July 2010 b/fwd	Received	Transferred	Withdrawn	Total	Finalised 30 June 2011	On hand 30 June 2011 c/fwd	Internal Reviews received from Finalised Applications	
										no.	%
						— no. —					
Darling Downs and Toowoomba Facilities	Access-IP		4	127	0	0	131	121	10	0	0.0
Gold Coast Health Service District	Access-IP		29	212	1	47	193	139	54	1	0.7
Mackay Health Service District	Access-IP		4	27	0	10	21	14	7	0	0.0
The Prince Charles Hospital Facilities	Access-IP		2	32	0	2	32	32	0	0	0.0
Redcliffe-Caboolture Facilities	Access-IP		22	178	0	4	196	179	17	0	0.0
Royal Brisbane and Women's Hospital Facilities	Access-IP		23	160	0	6	177	145	32	1	0.7
Bayside Facilities	Access-IP		0	10	0	0	10	8	2	0	0.0
Logan-Beaudesert Facilities	Access-IP		0	72	0	1	71	66	5	0	0.0
QEI Hospital Facilities	Access-IP		0	2	0	0	2	2	0	0	0.0
Princess Alexandra Facilities	Access-IP		24	313	0	18	319	290	29	2	0.7
Mount Isa Health Service District	Access-IP		0	4	0	2	2	2	0	0	0.0
Sunshine Coast Health Service District	Access-IP		59	199	0	24	234	205	29	2	1.0
Torres Strait and Northern Peninsula Area Health Service District	Access-IP		0	1	0	0	1	0	1	0	..
Townsville Health Service District	Access-IP		0	84	1	0	83	83	0	2	2.4
West Moreton Health Service District	Access-IP		12	129	2	6	133	124	9	0	0.0
Bundaberg, North Burnett and Wide Bay Facilities	Access-IP		12	108	0	6	114	107	7	0	0.0
Fraser Coast Facilities	Access-IP		2	73	0	0	75	71	4	0	0.0
Queensland Health Total			258	2,350	13	175	2,420	2,130	290	16	0.8
Health Quality and Complaints Commission	Access-IP		3	71	0	2	72	70	2	1	1.4
Total IP Applications			261	2,421	13	177	2,492	2,200	292	17	0.8
Queensland Health											
Corporate Office and Statewide	Amend-IP		0	1	0	0	1	1	0	0	0.0
Darling Downs and Toowoomba Facilities	Amend-IP		1	0	0	0	1	1	0	0	0.0

PORTFOLIO/AGENCY	Application Type	On hand 1 July 2010 b/fwd	Received	Transferred	Withdrawn	Total	Finalised 30 June 2011	On hand 30 June 2011 c/fwd	Internal Reviews received from Finalised Applications	
					— no. —				no.	%
Mackay Health Service District	Amend-IP	1	0	0	1	0	0	0	0	..
Redcliffe-Caboolture Facilities	Amend-IP	0	1	0	0	1	1	0	0	0.0
Princess Alexandra Facilities	Amend-IP	1	3	0	1	3	3	0	0	0.0
Sunshine Coast Health Service District	Amend-IP	0	4	0	0	4	4	0	0	0.0
Townsville Health Service District	Amend-IP	1	0	0	0	1	1	0	0	0.0
Fraser Coast Facilities	Amend-IP	1	0	0	0	1	1	0	0	0.0
Queensland Health Total		5	9	0	2	12	12	0	0	0.0
Total Amendment Applications		5	9	0	2	12	12	0	0	0.0
TOTAL APPLICATIONS		389	3,796	20	299	3,866	3,455	411	26	0.8

Table 2. Number of refusals to deal - Section 8(1)(b) RTI Regulation and section 6(b) IP Regulation

PORTFOLIO/AGENCY	Provision invoked	No. of times
Queensland Health		
Corporate Office and Statewide	Section 63 IP	2
	Section 62 IP	2
Gladstone Facilities	Section 62 IP	1
Royal Brisbane and Women's Hospital Facilities	Section 62 IP	1
Logan-Beaudesert Facilities	Section 62 IP	1
Townsville Health Service District	Section 59 IP	3
	Section 43 RTI	1
Queensland Health Total		11
Health Quality and Complaints Commission	Section 62 IP	5
	Section 43 RTI	1
TOTAL		17

Table 3. Number of refusals of access - section 8(1)(c) RTI Regulation and section 6(c) IP Regulation

PORTFOLIO/AGENCY	Application Type - RTI / IP	No. of pages considered	Access in full	Access in part	Access refused	Pages released in full or part	Provisions	
			— no. —			%	invoked	no. of times
Office of the Minister for Health	RTI	213	204	9	0	100.0	s47(3)(b)	9
Queensland Health								
Corporate Office and Statewide	RTI	15,509	12,335	638	2,536	83.6	s47(3)(b)	2,022
							s47(3)(e)	2
							s47(3)(f)	205
							sch3(2)(1)(a)	40
							sch3(2)(1)(b)	665
							sch3(3)(1)(b)	5
							sch3(6)(c)(i)	40
							sch3(7)	100
							sch3(10)(1)(f)	2
							sch3(10)(1)(i)	16
							sch3(12)(1)	146
Cairns Facilities	RTI	1,338	1,076	7	255	80.9	s47(3)(b)	262
Innisfail Facilities	RTI	71	52	13	6	91.5	s47(3)(b)	19
Tablelands Facilities	RTI	786	778	8		100.0	s73	8
Gladstone Facilities	RTI	6	6	0	0	100.0		
Central Highlands Facilities	RTI	40	40	0	0	100.0		
Rockhampton Facilities	RTI	417	343	0	74	82.3	s47(3)(b)	74
Central West Health Service District	RTI	3	0	2	1	66.7	s47(3)(b)	3
Children's Health Services Royal Children's Hospital	RTI	6,423	5,944	242	237	96.3	sch3(12)(1)	17
							s47(3)(b)	466

PORTFOLIO/AGENCY	Application Type - RTI / IP	No. of pages considered	Access in full	Access in part	Access refused	Pages released in full or part	Provisions	
			— no. —			%	invoked	no. of times
							s47(3)(e)	1
South Burnett Facilities	RTI	130	125	5	0	100.0	s73	5
Darling Downs And Toowoomba Facilities	RTI	6,900	6,843	57	0	100.0	s47(3)(b)	57
Gold Coast Health Service District	RTI	5,283	3,854	19	1,410	73.3	s47(3)(b)	1,429
Mackay Health Service District	RTI	1,636	586	6	1,044	36.2	s47(3)(b)	1,050
The Prince Charles Hospital Facilities	RTI	4,371	4,350	3	18	99.6	s47(3)(b)	3
							s47(3)(d)	18
Redcliffe-Caboolture Facilities	RTI	9,369	7,088	29	2,252	76.0	s47(3)(b)	1,796
							sch3(10)(1)(i)	2
							sch3(8)(1)	1,124
Royal Brisbane And Women's Hospital Facilities	RTI	18,788	13,808	135	4,845	74.2	sch3(12)(1)	1
							s47(3)(b)	4,075
							s47(3)(e)	4
Bayside Facilities	RTI	574	573	1	0	100.0	sch3(8)(1)	1
Logan-Beaudesert Facilities	RTI	1,116	1,021	10	85	92.4	sch3(8)(1)	95
QEII Hospital Facilities	RTI	458	449	5	4	99.1	s47(3)(b)	9
Princess Alexandra Facilities	RTI	17,102	13,712	142	3,248	81.0	sch3(8)(1)	3
							s47(3)(b)	3,390
Mount Isa Health Service District	RTI	325	298	5	22	93.2	s47(3)(c)	27
South West Health Service District	RTI	21	21	0	0	100.0		
Sunshine Coast Health Service District	RTI	28,899	24,266	1,307	3,326	88.5	sch3(8)(1)	17
							sch3(10)(1)(i)	3
							s47(3)(b)	4,622
							s73	2
Townsville Health Service District	RTI	5,083	4,898	0	185	96.4	s47(3)(b)	185
Torres Strait and Northern Peninsula Area	RTI	255	196	0	59	76.9	s47(3)(b)	59

PORTFOLIO/AGENCY	Application Type - RTI / IP	No. of pages considered	Access in full	Access in part	Access refused	Pages released in full or part	Provisions	
							invoked	no. of times
			— no. —			%		
Health Service District								
West Moreton Health Service District	RTI	4,646	3,405	265	976	79.0	sch3(12)(1)	36
							sch3(10)(1)(a)	176
							sch3(7)	5
							s47(3)(b)	935
							s47(3)(c)	93
							s47(3)(f)	4
Bundaberg, North Burnett and Wide Bay Facilities	RTI	133	36	0	97	27.1	s47(3)(b)	97
Fraser Coast Facilities	RTI	1,360	1,144	46	170	87.5	sch3(1)(1)	124
							s47(3)(b)	90
							s47(3)(e)	2
Queensland Health Total		131,042	107,247	2,945	20,850	84.1		
Health Quality And Complaints Commission	RTI	2,587	1,550	103	934	63.9	s47(3)(b)	1,037
							sch3(10)(1)(a)	2,000
Total RTI		133,842	109,001	3,057	21,784	83.7		
Queensland Health								
Corporate Office and Statewide	IP	28,902	27,157	1,156	589	98.0	s47(3)(b)	1,034
							sch3(7)	51
							sch3(10)(1)(i)	145
							sch3(12)(1)	137
							s47(3)(d)	47
							s47(3)(e)	2
							s88	331
Cairns Facilities	IP	8,710	8,165	545	0	100.0	sch3(10)(1)(i)	7

PORTFOLIO/AGENCY	Application Type - RTI / IP	No. of pages considered	Access in full	Access in part	Access refused	Pages released in full or part	Provisions	
			— no. —			%	invoked	no. of times
							s47(3)(b)	538
Innisfail Facilities	IP	2	1	1	0	100.0	s47(3)(b)	1
Tablelands Facilities	IP	169	169	0	0	100.0		
Gladstone Facilities	IP	156	156	0	0	100.0		
Central Highlands Facilities	IP	67	66	1	0	100.0	s88	1
Rockhampton Facilities	IP	2,605	2,597	7	1	100.0	sch3(8)(1)	8
							s47(3)(e)	1
Central West Health Service District	IP	138	130	0	8	94.2	s47(3)(c)	8
Children's Health Services Royal Children's Hospital	IP	31,480	29,222	1,238	1,020	96.8	sch3(12)(1)	39
							s47(3)(b)	2,057
							s47(3)(c)	538
							s47(3)(e)	16
South Burnett Facilities	IP	841	836	2	3	99.6	s47(3)(b)	5
Darling Downs And Toowoomba Facilities	IP	15,389	15,062	219	108	99.3	s47(3)(b)	178
							sch3(10)(1)(i)	144
							sch3(8)(1)	1
							sch3(12)(1)	4
Gold Coast Health Service District	IP	24,703	24,368	276	59	99.8	sch3(8)(1)	186
							sch3(10)(1)(i)	75
							sch3(12)(1)	5
							s47(3)(b)	69
Mackay Health Service District	IP	756	610	4	142	81.2	s47(3)(b)	146
The Prince Charles Hospital Facilities	IP	17,446	16,885	527	34	99.8	s47(3)(b)	534
							sch3(10)(1)(i)	8
							sch3(10)(1)(b)	27
							sch 3(12)(1)	27

PORTFOLIO/AGENCY	Application Type - RTI / IP	No. of pages considered	Access in full	Access in part	Access refused	Pages released in full or part	Provisions	
							invoked	no. of times
			— no. —			%		
Redcliffe-Caboolture Facilities	IP	28,210	27,482	308	420	98.5	s47(3)(b)	196
							sch3(10)(1)(i)	8
							sch3(8)(1)	22
							sch3(12)(1)	331
							s47(3)(c)	228
Royal Brisbane And Women's Hospital Facilities	IP	46,107	40,481	843	4,783	89.6	s47(3)(a)	236
							s47(3)(b)	820
							s47(3)(d)	4,578
							s47(3)(e)	5
							sch3(10)	92
							sch3(12)(1)	130
Bayside Facilities	IP	3,861	3,851	8	2	99.9	sch3(8)(1)	10
							s47(3)(b)	4
Logan-Beaudesert Facilities	IP	6,516	5,733	140	643	90.1	sch3(10)(1)(b)	76
							s47(3)(b)	77
							s47(3)(d)	630
QEI Hospital Facilities	IP	29	18	6	5	82.8	s47(3)(c)	11
Princess Alexandra Facilities	IP	44,622	42,423	1,076	1,123	97.5	sch3(8)(1)	337
							sch3(10)(1)(i)	61
							s47(3)(b)	1,909
							s47(3)(e)	3
Mount Isa Health Service District	IP	211	185	0	26	87.7	s47(3)(c)	26
Sunshine Coast Health Service District	IP	27,717	25,151	2,425	141	99.5	sch3(8)(1)	16
							sch3(10)(1)(i)	22
							sch3(10)(1)(b)	19
							sch3(12)(1)	33

PORTFOLIO/AGENCY	Application Type - RTI / IP	No. of pages considered	Access in full	Access in part	Access refused	Pages released in full or part	Provisions	
							invoked	no. of times
			— no. —			%		
							s47(3)(b)	2,509
							s50	3
							s51	47
							s52	2
							s53(c)	2
							s47(3)(f)(d)	91
							s88	4
Townsville Health Service District	IP	7,389	7,173	54	162	97.8	s47(3)(b)	216
Torres Strait and Northern Peninsula Area Health Service District	IP	529	410	8	111	79.0	s47(3)(b)	119
West Moreton Health Service District	IP	37,099	28,807	1,858	6,434	82.7	sch3(1)(1)(i)	5,929
							sch3(10)(1)(d)	66
							sch3(10)(1)(c)	66
							sch3(10)(1)(b)	13
							sch3(12)(1)	1
							47(3)(b)	2,088
							47(3)(e)	1
							47(3)(f)	460
Bundaberg, North Burnett and Wide Bay Facilities	IP	11,094	9,588	767	739	93.3	sch3(10)(1)(c)	15
							sch3(10)(1)(d)	422
							sch3(1)(1)(i)	11
							sch3(12)(1)	18
							s47(3)(b)	496
							s47(3)(c)	543
							s47(3)(3)	5
Fraser Coast Facilities	IP	10,455	9,203	277	975	90.7	sch3(1)(1)(i)	17

PORTFOLIO/AGENCY	Application Type - RTI / IP	No. of pages considered	Access in full	Access in part	Access refused	Pages released in full or part	Provisions	
			— no. —			%	invoked	no. of times
							s47(3)(b)	124
							s47(3)(d)	966
							s47(3)(e)	2
Queensland Health Total		355,203	325,929	11,746	17,528	95.1		
Health Quality And Complaints Commission	IP	13,315	12,138	85	1,092	91.8	s47(3)(b)	1,177
							s47(3)(e)	3
Total IP		368,518	338,067	11,831	18,620	94.9		
TOTAL		502,360	447,068	14,888	40,404	92.0		

Table 4. Number of pages included in a disclosure log - section 8(1)(d) RTI Regulation

PORTFOLIO/AGENCY	Published to disclosure log in full	Published to disclosure log in part	Total published to disclosure log from total pages considered		Total pages considered
	no.	no.	no.	%	no.
Corporate Office and Statewide*	15,306	389	15,695	14	110 405
TOTAL	15,306	389	15,695	14	110 405

* Includes Health Service Districts and Facilities

Table 5. Number of deemed decisions, and decisions taken to have been made on internal review - section 8(1)(e) RTI Regulation or section 6(d) IP Regulation

PORTFOLIO/AGENCY	Provision invoked	No. of times
Queensland Health		
Corporate Office and Statewide	Section 46 RTI	10
	Section 66 IP	4
	Section 83(2) RTI	1
Cairns Facilities	Section 46 RTI	1
	Section 66 IP	10
Darling Downs and Toowoomba Facilities	Section 46 RTI	7
	Section 66 IP	17
Mackay Health Service District	Section 46 RTI	8
	Section 66 IP	10
	Section 71 IP	1
Royal Brisbane and Women's Hospital Facilities	Section 83(2) RTI	1
Mount Isa Health Service District	Section 66 IP	1
Sunshine Coast Health Service District	Section 46 RTI	4
	Section 66 IP	15
	Section 71 IP	2
Fraser Coast Facilities	Section 66 IP	2
Queensland Health Total		94
TOTAL		94

Table 6. Number of refusals of amendment - section 6(e) IP Regulation

PORTFOLIO/AGENCY	Provision invoked	No. of times
Queensland Health		
Sunshine Coast Health Service District	Section 72(1)(a)(i)	1
Fraser Coast Facilities	Section 72(1)(a)(i)	1
Queensland Health Total		2
TOTAL		2

Table 7. Number of internal review applications - section 8(1)(f) RTI Regulation or section 6(f) IP Regulation

PORTFOLIO/AGENCY	No. of Internal Reviews received	Internal Review Decision (i.e. upheld on review or varied on review)	If decision varied, how?	Exemption
Queensland Health				
Corporate Office and Statewide	1	Decision upheld on review		Third party
	2	Decision upheld on review		s47(3)(b)
	1	Decision upheld on review		s53(5)
	1	Varied on review	Additional documents/information released	s47(3)(b)
	1	Varied on review	Additional 37 pages released	Sufficiency of search
	1	Varied on review	Additional 3 pages released	Sufficiency of search
	1	Varied on review	Withdrawn	
	1	Varied on review	Deemed decision	
Rockhampton Facilities	1	Varied on review	Additional documents released	Sufficiency of search
Children's Health Services Royal Children's Hospital	1	Decision upheld on review		
Gold Coast Health Service District	1	Varied on review	Additional documents released	sch3(10(1)(i)
Redcliffe-Caboolture Facilities	1	Decision upheld on review		sch4(4)(6) (1), sch4(3)
	1	Varied on review	Revised scope of application	Released in full
Royal Brisbane and Women's Hospital Facilities	1	Varied on review	Deemed decision	
Princess Alexandra Facilities	1	Decision upheld on review		sch3(8)(1)
	2	Decision upheld on review		sch(4)(3)(3)
Sunshine Coast Health Service District	2	Decision upheld on review		sch3(8)(1), sch3(12)(1), sch4(4)6(1)
Townsville Health Service District	1	Varied on review	Additional documents released	Sufficiency of search

PORTFOLIO/AGENCY	No. of Internal Reviews received	Internal Review Decision (i.e. upheld on review or varied on review)	If decision varied, how?	Exemption
	1	Varied on review	Documents refused and additional exemption applied	sch1(8)
	1	Varied on review	Additional documents released	Sufficiency of search
West Moreton Health Service District	1	Varied on review	Withdrawn	
Bundaberg, North Burnett and Wide Bay Facilities	1	Decision upheld on review		
Queensland Health Total	25			
			Unable to exempt information under that particular section/medical records to mental health patient	
Health Quality and Complaints Commission	1	Varied on review		s51(2)
TOTAL	26			

Table 8. Number of external review applications - section 8(1)(g) RTI Regulation or section 6(g) IP Regulation

PORTFOLIO/AGENCY	No. of External Reviews	Type of Review	Decision	Act Provision/outcome
Queensland Health				
Corporate Office and Statewide	1	Direct	Varied	sch3(1)(1)(i)
	1	Direct	Varied	s47(3)(b)
	1	Direct	Upheld	s47(3)(e)
Gold Coast Health Service District	2	Direct	Upheld	s47(3)(b)
	1	Direct	Upheld	sch3(10)(1)(i)
	1	Direct	Upheld	sch3(12)(1)
The Prince Charles Hospital Facilities	1	Direct	Varied	s47(3)(e)
	1	Direct	Upheld	s47(3)(b)
Royal Brisbane and Women's Hospital Facilities	3	Direct		Not finalised

PORTFOLIO/AGENCY	No. of External Reviews	Type of Review	Decision	Act Provision/outcome
	1	Preceding Internal		Resolved informally
	1	Direct	Upheld	s47(3)(b)
	1	Direct		Withdrawn
	1	Direct		Resolved informally
Princess Alexandra Facilities	1	Preceding Internal	Upheld	s47(3)(a)
	1	Preceding Internal	Upheld	s47(3)(b)
	1	Direct		Not finalised
Mount Isa Health Service District	1	Direct	Varied	s66 IP
Sunshine Coast Health Service District	1	Preceding Internal		Withdrawn
	1	Direct		Not finalised
	1	Direct		Withdrawn - resolution reached by notation on record
Townsville Health Service District	1	Direct		OIC did not extend external review period
	1	Direct	Varied	Additional docs released
	1	Preceding Internal		Not finalised
West Moreton Health Service District	1	Direct	Upheld	47(3)(a), sch3(10)(1)(c) & (d)
	1	Direct		Withdrawn
Bundaberg, North Burnett and Wide Bay Facilities	1	Preceding Internal	Upheld	
Fraser Coast Facilities	1	Direct		Not finalised
Queensland Health Total	30			
Health Quality and Complaints Commission	2	Direct		Not finalised
TOTAL	32			

Table 9. Amount of fees and charges received under the RTI Act - section 8(1)(j) RTI Regulation

PORTFOLIO/AGENCY	Fees received	Processing Charges received	Access Charges received	Total received
		— \$ —		
Office of the Minister for Health	38	0	0	38
Queensland Health				
Corporate Office and Statewide	6,004	13,448	174	19,626
Cairns Facilities	418	0	0	418
Innisfail Facilities	78	0	0	78
Tablelands Facilities	152	0	0	152
Central Highlands Facilities	76	0	0	76
Rockhampton Facilities	456	0	0	456
Central West Health Service District	38	122	0	160
Children's Health Services Royal Children's Hospital	798	0	0	798
South Burnett Facilities	228	128	14	369
Darling Downs and Toowoomba Facilities	532	1,303	0	1,835
Gold Coast Health Service District	1,938	1,264	183	3,385
Mackay Health Service District	418	0	0	418
The Prince Charles Hospital Facilities	1,026	0	0	1,026
Redcliffe-Caboolture Facilities	1,444	0	0	1,444
Royal Brisbane and Women's Hospital Facilities	4,218	1,031	0	5,249
Bayside Facilities	247	0	0	247
Logan-Beaudesert Facilities	419	0	90	509
QEI Hospital Facilities	114	151	152	417
Princess Alexandra Facilities	4,370	0	260	4,630
Mount Isa Health Service District	798	0	0	798
South West Health Service District	38	0	0	38
Sunshine Coast Health Service District	5,480	0	0	5,480
Torres Strait and Northern Peninsula Area Health Service District	342	31	0	373
Townsville Health Service District	760	0	0	760

PORTFOLIO/AGENCY	Fees received	Processing Charges received	Access Charges received	Total received
West Moreton Health Service District	1,178	365	309	1,852
Bundaberg, North Burnett and Wide Bay Facilities	418	0	0	418
Fraser Coast Facilities	646	360	29	1,035
Queensland Health Total	32,634	18,202	1,210	52,047
Health Quality And Complaints Commission	494	0	0	494
TOTAL	33,166	18,202	1,210	52,579

Table 10. Amount of charges received under the IP Act - section 6(j) IP Regulation

PORTFOLIO/AGENCY	Access Charges
	\$
Queensland Health	
Central Highlands Facilities	8
Rockhampton Facilities	15
South Burnett Facilities	106
Gold Coast Health Service District	75
Logan-Beaudesert Facilities	201
Princess Alexandra Facilities	75
Townsville Health Service District	93
West Moreton Health Service District	257
Queensland Health Total	829
TOTAL	829

Table 11. Number of Freedom of Information applications - section 8(2) RTI Regulation

There were no Freedom of Information applications on hand at 1 July 2010.

APPENDIX 8 – JUSTICE AND ATTORNEY-GENERAL

Table 1. Number of access and amendment applications - section 8(1)(a) RTI Regulation and section 6(a) IP Regulation

PORTFOLIO/AGENCY	Application Type	On hand 1 July 2010 b/fwd	Received	Transferred	Withdrawn	Total	Finalised 30 June 2011	On hand 30 June 2011 c/fwd	Internal Reviews received from Finalised Applications	
— no. —									no.	%
Department of Justice and Attorney-General	Access-RTI	132	1,106	2	130	1,106	1,081	25	19	1.8
Office of Fair Trading	Access-RTI	11	49	0	8	52	50	2	3	6.0
Office of Liquor and Gaming Regulation	Access-RTI	14	55	0	5	64	57	7	19	33.3
Anti-Discrimination Commission Queensland	Access-RTI	0	1	0	0	1	1	0	0	0.0
Crime and Misconduct Commission, Queensland	Access-RTI	1	16	0	7	10	10	0	0	0.0
Attorney-General, Minister for Local Government and Special Minister of State	Access-RTI	1	3	0	0	4	3	1	0	0.0
Legal Aid Queensland	Access-RTI	1	4	0	0	5	5	0	0	0.0
Public Trustee of Queensland	Access-RTI	1	6	0	1	6	6	0	0	0.0
Queensland Ombudsman	Access-RTI	0	6	0	0	6	6	0	0	0.0
WorkCover Queensland	Access-RTI	7	35	0	8	34	32	2	0	0.0
Legal Services Commission	Access-RTI	2	9	0	0	11	9	2	1	11.1
Legal Practitioners Admissions Board	Access-RTI	0	2	0	2	0	0	0	0	N/A
Q-COMP	Access-RTI	1	13	1	2	11	11	0	1	9.1
Total RTI Applications		171	1,305	3	163	1,310	1,271	39	43	3.4
0										
Department of Justice and Attorney-General	Access-IP	2	46	0	3	45	45	0	5	11.1
Office of Fair Trading	Access-IP	2	2	0	0	4	4	0	0	0.0
Crime and Misconduct Commission, Queensland	Access-IP	2	38	0	4	36	34	2	0	0.0
Legal Aid Queensland	Access-IP	6	31	0	1	36	36	0	0	0.0
Public Trustee of Queensland	Access-IP	0	1	0	0	1	1	0	0	0.0
WorkCover Queensland	Access-IP	0	15	0	2	13	13	0	0	0.0
Legal Services Commission	Access-IP	3	0	0	0	3	3	0	0	0.0

PORTFOLIO/AGENCY	Application Type	On hand 1 July 2010 b/fwd	Received	Transferred	Withdrawn	Total	Finalised 30 June 2011	On hand 30 June 2011 c/fwd	Internal Reviews received from Finalised Applications	
Total IP Applications		15	133	0	10	138	136	2	5	3.7
						0				
Crime and Misconduct Commission, Queensland	Amend-IP	0	2	0	1	1	1	0	0	0.0
Legal Aid Queensland	Amend-IP	0	1	0	1	0	0	0	0	N/A
WorkCover Queensland	Amend-IP	0	1	0	1	0	0	0	0	N/A
Total Amendment Applications		0	4	0	3	1	1	0	0	0.0
TOTAL APPLICATIONS		186	1,442	3	176	1,449	1,408	41	48	3.4

Table 2. Number of refusals to deal - section 8(1)(b) RTI Regulation and section 6(b) IP Regulation

PORTFOLIO/AGENCY	Provision invoked	No. of times
Department of Justice and Attorney-General	Section 41 RTI	3
	Section 43 RTI	1
Office of Fair Trading	Section 41 RTI	3
Crime and Misconduct Commission, Queensland	Section 40 RTI	4
	Section 59 IP	4
Q-COMP	Section 40 RTI	1
Legal Services Commission	Section 43 RTI	1
TOTAL		17

Table 3. Number of refusals of access - section 8(1)(c) RTI Regulation and section 6(c) IP Regulation

PORTFOLIO/AGENCY	Application Type - RTI / IP	No. of pages considered	Access in full	Access in part	Access refused	Pages released in full or part	Provisions	
			— no. —			%	invoked	no. of times
Department of Justice and Attorney-General	RTI	98,919	71,277	13,761	13,881	86.0	sch2	5
							s24	14
							s47(3)(a)	2,293
							s47(3)(b)	18,184
							s47(3)(e)	269
							s47(3)(f)	4,538
							s41	3
							s43	1
							sch1	2,632
							s55	4
Office of Fair Trading	RTI	6,146	2,294	2,723	1,129	81.6	s52	2
							sch3(2)(1)(a)	18
							sch3(10)	89
							sch3(10)(1)(b)	115
							sch3(10)(1)(e)	39
							sch3(10)(1)(f)	7
							sch3(6)(c)(1)	2
							sch3(7)	284
							sch3(8)(1)	23
							sch4	2,830
Office of Liquor and Gaming Regulation	RTI	12,799	9,316	1,858	1,625	87.3	sch3(1)	69
							sch3(2)	1
							sch3(4)(3)(a)	177
							sch4	445
Anti-Discrimination Commission Queensland	RTI	18	18	0	0	100.0	n.a.	n.a.

PORTFOLIO/AGENCY	Application Type - RTI / IP	No. of pages considered	Access in full	Access in part	Access refused	Pages released in full or part	Provisions	
			— no. —			%	invoked	no. of times
Crime and Misconduct Commission, Queensland	RTI	633	137	2	494	22.0	sch3(8)	39
							sch3(10)(1)(b)	2
							sch3(10)(4)	455
Attorney-General, Minister for Local Government and Special Minister of State	RTI	9	9	0	0	100.0	0	0
Legal Aid Queensland	RTI	1,053	866	43	144	86.3	sch3(7)	98
							sch3(10)(1)(b)	55
							s49-sch4	47
							s52(1)(a)	1
							s53(a)	12
Public Trustee of Queensland	RTI	645	143	45	457	29.1	sch3(7)	198
							sch3(10)(1)(e)	113
							s49-sch4	225
							s53(a)	3
							s53(b)	2
Queensland Ombudsman	RTI	1,026	1,012	14	0	100.0	sch4(3)(3)	18
							sch4(4)(6)	7
							s47(3)(e)	1
WorkCover Queensland	RTI	4,102	2,081	1,122	899	78.1	sch4(4)(6)	2,021
Q-COMP	RTI	755	322	115	318	57.9	sch4	108
							sch3(7)	19
							sch(4)(3)(6)(1)	3
							sch3(10)(1)(a)	188
Legal Services Commission	RTI	6,346	5,466	9	871	86.3	sch3(8)(1)	743
							s52(1)(b)	41
Total RTI		132,451	92,941	19,692	19,818	85.0		

PORTFOLIO/AGENCY	Application Type - RTI / IP	No. of pages considered	Access in full	Access in part	Access refused	Pages released in full or part	Provisions	
							invoked	no. of times
			— no. —			%		
Department of Justice and Attorney-General	IP	5,869	4,273	125	1,471	74.9	s47(3)(a)	800
							s47(3)(b)	84
							s47(3)(e)	9
							s47(3)(f)	445
Office of Fair Trading	IP	109	101	7	1	99.1	s52	1
							sch3(10)(1)(b)	4
							sch4	4
Crime and Misconduct Commission, Queensland	IP	1,466	1,167	20	279	81.0	sch3(6)(c)(i)	181
							sch3(10)(1)(b)	2
							sch3(10)(4)	99
							sch4(6)(1)	17
							s47(3)(d)	30
							s47(3)(e)	5
Legal Aid Queensland	IP	1,936	1,755	44	137	92.9	sch3(8)(1)	8
							s49-sch4	146
							s52(1)(a)	20
							s52(1)(b)	90
Public Trustee of Queensland	IP	764	758	0	6	99.2	s51	1
							s49-sch4	5
WorkCover Queensland	IP	9,547	1,356	5	8,186	14.3	sch3(7)	8,190
							sch4(4)(6)	1
Legal Services Commission	IP	2,293	1,178	2	1,113	51.5	s18	1,113
Total IP		21,984	10,588	203	11,193	49.1		
TOTAL		154,435	103,529	19,895	31,011	79.9		

Table 4. Number of pages included in a disclosure log - section 8(1)(d) RTI Regulation

PORTFOLIO/AGENCY	Published to disclosure log in full	Published to disclosure log in part	Total published to disclosure log from total pages considered		Total pages considered
	no.	no.	no.	%	no.
Department of Justice and Attorney-General	2,745	73	2,818	3.3	85,038
Office of Fair Trading	0	0	0	0.0	5,017
Office of Liquor and Gaming Regulation	0	0	0	0.0	11,174
Anti-Discrimination Commission Queensland	0	0	0	0.0	18
Crime and Misconduct Commission, Queensland	76	0	76	54.7	139
Attorney-General, Minister for Local Government and Special Minister of State	0	0	0	0.0	9
Legal Aid Queensland	0	0	0	0.0	909
Public Trustee of Queensland	0	0	0	0.0	188
Queensland Ombudsman	425	0	425	41.4	1,026
WorkCover Queensland	0	0	0	0.0	3,203
Q-COMP	2	0	2	0.5	437
Legal Services Commission	0	0	0	0.0	5,475
TOTAL	3,248	73	3,321	2.9	112,633

Table 5. Number of deemed decisions, and decisions taken to have been made on internal review - section 8(1)(e) RTI Regulation or section 6(d) IP Regulation

PORTFOLIO/AGENCY	Provision invoked	No. of times
Department of Justice and Attorney-General	section 46 RTI	3
Crime and Misconduct Commission, Queensland	section 66 IP	2
Public Trustee of Queensland	section 46 RTI	1
Legal Services Commission	section 46 RTI	1
TOTAL		7

Table 6. Number of refusals of amendment - section 6(e) IP Regulation

There were no refusals to amend documents.

Table 7. Number of internal review applications - section 8(1)(f) RTI Regulation or section 6(f) IP Regulation

PORTFOLIO/AGENCY	No. of Internal Reviews received	Internal Review Decision (i.e. upheld on review or varied on review)	If decision varied, how?	Exemption
Department of Justice and Attorney-General	1	Varied on review	34 pages full release, 1 page partial release	sch4(3)(3)
	1	Decision upheld on review	N/A.	sch4(4)(6)
	1	Varied on review	97 pages full release	Sufficiency of search
	1	Varied on review	2 pages full release, 5 pages refused access	sch4(3)(6), sch4(3)(3)
	1	Varied on review	51 pages full release, 1 page partial release	Sufficiency of search
	1	Varied on review	104 pages full release, 6 pages partial release, 185 refused access	sch3(10)(1)(e)
	1	Varied on review	178 pages full release, 1 page partial release, 60 refused access	Sufficiency of search
	1	Varied on review	2 pages full release, 1 page partial release	sch3(7)
	1	Varied on review	350 pages full release	sch3, s47(3)(f)
	1	Decision upheld on review		Third party objector sch4(2)(3), sch4(2)(16), sch4(4)(3), sch4(4)(6)(1)
	1	Varied on review	42 pages full release, 1 page partial release, 6 refused access	sch4(4)(6), sch3(7)
	1	Varied on review	4 pages refused access, 3 page partial release, 2 page full access	sch3(7), sch4(4)(6), sch4(4)(7)(b)(i)&(ii)

PORTFOLIO/AGENCY	No. of Internal Reviews received	Internal Review Decision (i.e. upheld on review or varied on review)	If decision varied, how?	Exemption
	2			Withdrawn by applicant
	1	Varied on review	3 pages full release, 1 page partial release	Sufficiency of search
	1	Varied on review	39 pages full release, 29 pages partial release	sch4(3)(3), sch4(4)(6)
	2	Decision upheld on review	N/A	Sufficiency of search
	1	Varied on review	13 pages full release	Sufficiency of search
	1	Varied on review	29 pages full release	Sufficiency of search
	1	Decision upheld on review	N/A	sch3(10)(1)(i)
	1	Varied on review	43 pages full release, 3 pages refused access	Sufficiency of search, sch3(7)
	1	Varied on review	284 pages full release	Sufficiency of search
Office of Fair Trading	1	Varied on review	Additional information released	sch4
	1	Varied on review	Additional information refused	sch4
	1	Decision upheld on review		
Office of Liquor and Gaming Regulation	3	Varied on review	Additional information refused	sch4
	1	Varied on review	Additional information refused	sch3(2), sch4
	1	Varied on review	Additional information released	sch4
	13	Decision upheld on review		
	1	Varied on review	Additional documents located and released in full	
Q-COMP	1	Varied on review	Access given to an additional 80 pages	sch4(2)(11)
Legal Services Commission	1	Decision upheld on review		
TOTAL	48			

Table 8. Number of external review applications - section 8(1)(g) RTI Regulation or section 6(g) IP Regulation

PORTFOLIO/AGENCY	No. of External Reviews	Type of Review	Decision	Act Provision
Department of Justice and Attorney-General	1	Direct		Resolved informally
	1	Preceding Internal	Upheld	sch3(10)(1)(i)
	2	Preceding Internal	Upheld	sch3(7)
	1	Direct		Withdrawn by applicant
	1	Direct	Varied	sch3(7), sch4(6)
	3	Direct	Upheld	Sufficiency of search
	1	Preceding Internal	Upheld	sch3(7)
	1	Direct	Upheld	Resolved informally
Office of Fair Trading	1	Direct		With the OIC
Office of Liquor and Gaming Regulation	4	Preceding Internal		With the OIC
	1	Preceding Internal		Withdrawn
	1	Direct		With the OIC
	1	Direct	Upheld	Applicant submitted new application
	3	Preceding Internal		With the OIC
Crime and Misconduct Commission, Queensland	2	Direct		Pending
	1	Direct	Varied	s107(1)(a)
Attorney-General, Minister for Local Government and Special Minister of State	1	Direct		Sufficiency of Search
				External review decision made on 23-Nov-10. Decision was varied by finding that access could be refused to additional documents sought under s47(3)(e) & s52(1)(b) of the RTI Act on the basis that these documents do not exist.
Queensland Law Society (QLS)	1	Preceding Internal	Varied	
Queensland Ombudsman	1	RTI	Upheld	s47(3)(e) and s52
WorkCover Queensland	2	Direct	Withdrawn	
	1	Direct	Upheld	Contrary to PIBT
Legal Services Commission	1	Direct	Varied	Ongoing
TOTAL	32			

Table 9. Amount of fees and charges received under the RTI Act - section 8(1)(j) RTI Regulation

PORTFOLIO/AGENCY	Fees received	Processing Charges received	Access Charges received	Total received
		— \$ —		
Department of Justice and Attorney-General	42,508	35,188	180	77,876
Office of Fair Trading	1,748	1,282	0	3,030
Office of Liquor and Gaming Regulation	2,281	8,741	5	11,027
Crime and Misconduct Commission, Queensland	380	510	6	896
Attorney-General, Minister for Local Government and Special Minister of State	76	0	0	76
Legal Aid Queensland	152	0	0	152
Public Trustee of Queensland	266	454	18	738
Queensland Ombudsman	228	441	0	669
WorkCover Queensland	1,064	4,283	0	5,347
Q-COMP	304	275	0	579
Legal Services Commission	304	0	344	648
TOTAL	49,311	51,174	552	101,037

Table 10. Amount of charges received under the IP Act - section 6(j) IP Regulation

There were no charges received under the IP Act on hand at 1 July 2010.

Table 11. Number of Freedom of Information applications - section 8(2) RTI Regulation

There were no Freedom of Information applications.

APPENDIX 9 – LOCAL GOVERNMENT AND PLANNING

Table 1. Number of access applications - section 8(1)(a) RTI Regulation and section 6(a) IP Regulation

PORTFOLIO/AGENCY	Application Type	On hand 1 July 2010 b/fwd	Received	Transferred	Withdrawn	Total	Finalised 30 June 2011	On hand 30 June 2011 c/fwd	Internal Reviews received from Finalised Applications	
									no.	%
Infrastructure and Planning	Access-RTI	2	29	7	5	19	19	0	3	15.8
Minister for Infrastructure and Planning	Access-RTI	0	3	0	0	3	3	0	1	33.3
Local Government and Planning	Access-RTI	0	15	3	0	12	8	4	0	0.0
Office of the Deputy Premier	Access-RTI	0	1	0	0	1	1	0	0	0.0
Queensland Urban Utilities	Access-RTI	0	8	0	1	7	7	0	0	0.0
Unitywater	Access-RTI	0	5	0	0	5	4	1	0	0.0
Allconnex Water	Access-RTI	0	3	0	0	3	2	1	0	0.0
Total RTI Applications		2	64	10	6	50	44	6	4	9.1
Infrastructure and Planning	Access-IP	0	5	2	2	1	1	0	0	0.0
Local Government and Planning	Access-IP	0	3	1	0	2	2	0	0	0.0
Total IP Applications		0	8	3	2	3	3	0	0	0.0
TOTAL APPLICATIONS		2	72	13	8	53	47	6	4	8.5

Table 2. Number of refusals to deal - section 8(1)(b) RTI Regulation and section 6(b) IP Regulation

There were no refusals to deal.

Table 3. Number of refusals of access - section 8(1)(c) RTI Regulation and section 6(c) IP Regulation

PORTFOLIO/AGENCY	Application Type - RTI / IP	No. of pages considered	Access in full	Access in part	Access refused	Pages released in full or part	Provisions
			— no. —			%	invoked no. of times
Infrastructure and Planning	RTI	4,205	3,004	524	677	83.9	s52 3
							sch4 946
							sch3(1) 15
							sch3(6) 2
							sch3(6)(c)(i) 2
							sch3(7) 179
							sch3(10)(4) 64
Minister for Infrastructure and Planning	RTI	135	119	16	0	100.0	s52 1
							sch4 31
Local Government and Planning	RTI	2,470	2,234	167	69	97.2	sch4 58
							sch3(1) 47
Office of the Deputy Premier	RTI	1	0	0	1	0.0	s52 1
Queensland Urban Utilities	RTI	115	106^	2	7*	93.9	s43 1
							s49-sch4 5
							s52 2
							s53(b) 1
Unitywater	RTI	41	0	17	24	41.5	s47(3)(b) 4
							s49 4
Allconnex Water	RTI	118	5	40	73	38.1	sch4 11
Total RTI		7,085	5,468	766	851	88.0	
Infrastructure and Planning	IP	89	72	17	0	100.0	sch4 17
Total IP		89	72	17	0	100.0	
TOTAL		7,174	5,540	783	851	88.1	

^ In addition to the pages provided, a DVD of video footage and still photographs were also released.

* Access to seven documents was refused. The number of pages contained in these documents is not known.

Table 4. Number of pages included in a disclosure log - section 8(1)(d) RTI Regulation

PORTFOLIO/AGENCY	Published to disclosure log in full	Published to disclosure log in part	Total published to disclosure log from total pages considered		Total pages considered
	no.	no.	no.	%	no.
Infrastructure and Planning	169	48	217	6.2	3,528
Minister for Infrastructure and Planning	7	15	22	16.3	135
Local Government and Planning	618	24	642	26.7	2,401
Queensland Urban Utilities	2	0	2	1.9	108
Unitywater	0	0	0	0.0	17
Allconnex Water	0	0	0	0.0	45
TOTAL	796	87	883	14.2	6,234

Table 5. Number of deemed decisions, and decisions taken to have been made on internal review - section 8(1)(e) RTI Regulation or section 6(d) IP Regulation

There were no deemed decisions or decisions taken to have been made at internal review.

Table 6. Number of refusals of amendment - section 6(e) IP Regulation

There were no refusals to amend documents.

Table 7. Number of internal review applications - section 8(1)(f) RTI Regulation or section 6(f) IP Regulation

PORTFOLIO/AGENCY	No. of Internal Reviews received	Internal Review Decision (i.e. upheld on review or varied on review)	If decision varied, how?	Exemption
Infrastructure and Planning	3	Decision upheld on review		
Minister for Infrastructure and Planning	1	Decision upheld on review		
TOTAL	4			

Table 8. Number of external review applications - section 8(1)(g) RTI Regulation or section 6(g) IP Regulation

PORTFOLIO/AGENCY	No. of External Reviews	Type of Review	Decision	Act Provision/outcome
Infrastructure and Planning	1	Direct	Upheld	
	1	Direct		Pending decision
	1	Preceding Internal	Upheld	
	1	Preceding Internal		Withdrawn - informal resolution
Minister for Infrastructure and Planning	1	Direct		Withdrawn - informal resolution
Queensland Urban Utilities	1	Direct	Upheld	s47(3)(b), s47(3)(e), s52(1)(a)
TOTAL	6			

Table 9. Amount of fees and charges received under the RTI Act - section 8(1)(j) RTI Regulation

PORTFOLIO/AGENCY	Fees received	Processing Charges received	Access Charges received	Total received
Infrastructure and Planning	1,102	1,172	63	2,336
Minister for Infrastructure and Planning	114	0	0	114
Local Government and Planning	570	383	0	953
Office of the Deputy Premier	38	0	0	38
Queensland Urban Utilities	266	0	0	266
Unitywater	190	342	0	532
Allconnex Water	114	114	0	228
TOTAL	2,394	2,010	63	4,467

Table 10. Amount of charges received under the IP Act - Section 6(j) IP Regulation

There were no charges received under the IP Act.

Table 11. Number of Freedom of Information applications - section 8(2) RTI Regulation

There were no Freedom of Information applications on hand at 1 July 2010.

APPENDIX 10 – POLICE

Table 1. Number of access and amendment applications - section 8(1)(a) RTI Regulation and section 6(a) IP Regulation

PORTFOLIO/AGENCY	Application Type	On hand 1 July 2010 b/fwd	Received	Transferred	Withdrawn	Total	Finalised 30 June 2011	On hand 30 June 2011 c/fwd	Internal Reviews received from Finalised Applications	
					— no. —				no.	%
Queensland Police Service	Access-RTI	53	848	0	367	534	487	47	4	0.8
Minister's Office	Access-RTI	0	2	0	0	2	1	1	0	0.0
Total RTI Applications		53	850	0	367	536	488	48	4	0.8
Queensland Police Service	Access-IP	108	1,696	2	386	1,416	1,313	103	6	0.5
Total IP Applications		108	1,696	2	386	1,416	1,313	103	6	0.5
Queensland Police Service	Amend-IP	0	3	0	2	1	1	0	0	0.0
Total Amendment Applications		0	3	0	2	1	1	0	0	0.0
TOTAL APPLICATIONS		161	2,549	2	755	1,953	1,802	151	10	0.6

Table 2. Number of refusals to deal - section 8(1)(b) RTI Regulation and section 6(b) IP Regulation

PORTFOLIO/AGENCY	Provision invoked	No. of times
Queensland Police Service	Section 40 RTI	2
	Section 41 RTI	2
	Section 43 RTI	19
	Section 59 IP	5
	Section 62 IP	15
TOTAL		43

Table 3. Number of refusals of access - section 8(1)(c) RTI Regulation and section 6(c) IP Regulation

PORTFOLIO/AGENCY	Application Type RTI / IP	No. of pages considered	Access in full	Access in part	Access refused	Pages released in full or part	Provisions	
							invoked	no. of times
Queensland Police Service	RTI	8,846	3,025	3,972	1,849	79.1	sch3(2)	14
							sch3(2)(1)(a)	7
							sch3(10)	438
							sch3(10)(1)(a)	198
							sch3(10)(1)(b)	5
							sch3(10)(1)(c)	23
							sch3(10)(1)(d)	5
							sch3(10)(1)(e)	118
							sch3(10)(1)(f)	92
							sch3(10)(1)(g)	1
							sch3(10)(1)(h)	19
							sch3(10)(3)	8
							sch3(10)(4)	345
							s49(4)	4,097
							s52	23
							s53(a)	107
Minister's Office	RTI	200	127	4	69	65.5	s49(1)	1
							sch3(8)(1)	69
Total RTI		9,046	3,152	3,976	1,918	78.8		
Queensland Police Service	IP	24,620	10,264	11,383	2,973	87.9	sch3(7)	4
							sch3(10)	9
							sch3(10)(1)(a)	2,323
							sch3(10)(1)(b)	99
							sch3(10)(1)(d)	1
							sch3(10)(1)(e)	311

PORTFOLIO/AGENCY	Application Type RTI / IP	No. of pages considered	Access in full	Access in part	Access refused	Pages released in full or part	Provisions
							sch3(10)(1)(f) 714
							sch3(10)(1)(g) 6
							sch3(10)(1)(h) 7
							sch3(10)(3) 303
							sch3(10)(4) 33
							sch3(12)(1) 2
							s49(4) 1,810
							s50 20
							s52 47
							s53(a) 271
							s53(d) 3
Total IP		24,620	10,264	11,383	2,973	87.9	
TOTAL		33,666	13,416	15,359	4,891	85.5	

Table 4. Number of pages included in a disclosure log - section 8(1)(d) RTI Regulation

PORTFOLIO/AGENCY	Published to disclosure log in full	Published to disclosure log in part	Total published to disclosure log from total pages considered		Total pages considered
	no.	no.	no.	%	no.
Queensland Police Service	845	108	953	13.4	6,997
Minister's Office	127	4	0	0.0	131
TOTAL	972	112	953	13.6	7,128

Table 5. Number of deemed decisions, and decisions taken to have been made on internal review - section 8(1)(e) RTI Regulation or section 6(d) IP Regulation

PORTFOLIO/AGENCY	Provision invoked	No. of times
Queensland Police Service	section 66 IP	1
	section 97(2) IP	1
TOTAL		2

Table 6. Number of refusals of amendment - section 6(e) IP Regulation

There were no deemed decisions or decisions taken to have been made at internal review.

Table 7. Number of internal review applications - section 8(1)(f) RTI Regulation or section 6(f) IP Regulation

PORTFOLIO/AGENCY	No. of Internal Reviews received	Internal Review Decision (i.e. upheld on review or varied on review)	If decision varied, how?	Exemption
Queensland Police Service	2	Decision upheld on review		sch4(4)(6)
	1	Decision upheld on review		s55
	1	Varied on review	5 documents released in part	sch4(6)
	1	Decision upheld on review		sch4(4)(6)
	1	Decision upheld on review		sch3(10)(1)(a)
	1	Decision upheld on review		s53
	1	Decision upheld on review		sch4(3)(2), sch4(3)(19), sch4(3)(8), sch4(3)(3)(d)
	1	Decision upheld on review		sch4(3)(19), sch4(4)(6)
	1	Decision upheld on review		sch4(4)(6)
TOTAL	10			

Table 8. Number of external review applications - section 8(1)(g) RTI Regulation or section 6(g) IP Regulation

PORTFOLIO/AGENCY	No. of External Reviews	Type of Review	Decision	Act Provision/outcome
Queensland Police Service	16	Direct		Not finalised
	13	Direct		Withdrawn - informal resolution
	2	Direct	Varied	sch4(4)6)
	2	Direct	Upheld	
TOTAL	33			

Table 9. Amount of fees and charges received under the RTI Act - section 8(1)(j) RTI Regulation

PORTFOLIO/AGENCY	Fees received	Processing Charges received	Access Charges received	Total received
		— \$ —		
Queensland Police Service	26,622	6,892	741	34,255
Minister's Office	38	290	328	656
TOTAL	26,660	7,182	1,069	34,911

Table 10. Amount of charges received under the IP Act - section 6(j) IP Regulation

PORTFOLIO/AGENCY	Access Charges
	\$
Queensland Police Service	11,833
TOTAL	11,833

Table 11. Number of Freedom of Information applications - section 8(2) RTI Regulation

There were no Freedom of Information applications carried over at 1 July 2010.

APPENDIX 11 – PREMIER AND THE CABINET

Table 1. Number of access and amendment applications - Section 8(1)(a) RTI Regulation and section 6(a) IP Regulation

PORTFOLIO/AGENCY	Application Type	On hand 1 July 2010 b/fwd	Received	Transferred	Withdrawn	Total	Finalised 30 June 2011	On hand 30 June 2011 c/fwd	Internal Reviews received from Finalised Applications	
									no.	%
Department of the Premier and Cabinet	Access-RTI	6	26	1	4	27	22	5	1	4.5
Office of the Premier and Minister for Reconstruction	Access-RTI	1	7	0	1	7	7	0	0	0.0
South Bank Corporation	Access-RTI	0	1	0	1	0	0	0	0	N/A
Public Service Commission	Access-RTI	0	3	0	0	3	3	0	1	33.3
State Library of Queensland	Access-RTI	1	1	0	0	2	2	0	0	0.0
Queensland Museum	Access-RTI	0	2	0	0	2	2	0	0	0.0
Queensland Theatre Company	Access-RTI	0	1	0	0	1	1	0	0	N/A
Total RTI Applications		8	41	1	6	42	37	5	2	5.4
Department of the Premier and Cabinet	Access-IP	0	1	0	0	1	0	1	0	N/A
Public Service Commission	Access-IP	0	1	0	0	1	0	1	0	N/A
Queensland Art Gallery	Access-IP	0	1	0	0	1	1	0	0	0.0
Queensland Audit Office	Access-IP	0	1	0	0	1	1	0	0	0.0
QPAC	Access-IP	0	1	0	0	1	0	1	0	N/A
Total IP Applications		0	5	0	0	5	2	3	0	0.0
South Bank Corporation	Amend-IP	0	1	0	0	1	1	0	0	0.0
Total Access Applications		0	1	0	0	1	1	0	0	0.0
TOTAL APPLICATIONS		8	47	1	6	48	40	8	2	5.0

Table 2. Number of refusals to deal - section 8(1)(b) RTI Regulation and section 6(b) IP Regulation

PORTFOLIO/AGENCY	Provision invoked	No. of times
Queensland Art Gallery	Section 62 IP	1
Queensland Theatre Company	Section 41 RTI	1
TOTAL		2

Table 3. Number of refusals of access - section 8(1)(c) RTI Regulation and section 6(c) IP Regulation

PORTFOLIO/AGENCY	Application Type - RTI / IP	No. of pages considered	Access in full	Access in part	Access refused	Pages released in full or part	Provisions	
			— no. —			%	invoked	no. of times
Department of the Premier and Cabinet	RTI	4,413	957	322	3,134	29.0	sch3(1)	11
							sch3(2)(1)	2,698
							sch3(3)(1)	22
							sch3(6)(c)(i)	18
							sch3(7)	186
							sch3(8)(1)	5
							sch3(10)(1)(d)(h)	92
							s49	391
							s52	7
							s73	36
Office of the Premier and Minister for Reconstruction	RTI	2,234	496	23	1,715	23.2	sch3(2)(1)	1,594
							sch3(6)(c)(i)	86
							sch3(10)(1)(f)	1
							s49	57
							s52	2
Public Service Commission	RTI	11	0	6	5	54.5	sch3(2)(1)	5
							s49	6
State Library of Queensland	RTI	332	330	0	2	99.4	sch3(7)	2
Queensland Museum	RTI	79	79	0	0	100.0		0

PORTFOLIO/AGENCY	Application Type - RTI/ IP	No. of pages considered	Access in full	Access in part	Access refused	Pages released in full or part	Provisions	
Total RTI		7,069	1,862	351	4,856	31.3		
Public Service Commission	IP	49	37	0	12	75.5	sch3(7)	12
Queensland Art Gallery	IP	196	133	8	55*	71.9	sch4(3)(3)	7
Queensland Audit Office	IP	4	4	0	0	100.0	sch3(7)	14
Total IP		249	174	8	67	73.1		
TOTAL		7,318	2,036	359	4,923	32.7		

* Queensland Art Gallery refused access to deal with parts of the application that had already been dealt with in a previous application, and also refused access to some folios when they processed the remaining parts of the application.

Table 4. Number of pages included in a disclosure log - section 8(1)(d) RTI Regulation

PORTFOLIO/AGENCY	Published to disclosure log in full	Published to disclosure log in part	Total published to disclosure log from total pages considered	Total pages considered
	no.	no.	no.	%
Department of the Premier and Cabinet	645	272	917	71.7
Office of the Premier and Minister for Reconstruction	0	0	0	0.0
Public Service Commission	0	0	0	0.0
State Library of Queensland	329	0	329	99.7
Queensland Museum	0	0	0	0.0
TOTAL	974	272	1,246	56.3

Table 5. Number of deemed decisions, and decisions taken to have been made on internal review - section 8(1)(e) RTI Regulation or section 6(d) IP Regulation

There were no deemed decisions or decisions taken to have been made at internal review.

Table 6. Number of refusals of amendment - section 6(e) IP Regulation

PORTFOLIO/AGENCY	Provision invoked	No. of times
South Bank Corporation	Section 72(1)(a)(i)	1
	Section 72(1)(b)	1
TOTAL		2

Table 7. Number of internal review applications - section 8(1)(f) RTI Regulation or section 6(f) IP Regulation

PORTFOLIO/AGENCY	No. of Internal Reviews received	Internal Review Decision (i.e. upheld on review or varied on review)	If decision varied, how?	Exemption
Department of the Premier and Cabinet	1			In progress as at 30 June 2011
Public Service Commission	1	Decision upheld on review		
TOTAL	2			

Table 8. Number of external review applications - section 8(1)(g) RTI Regulation or section 6(g) IP Regulation

PORTFOLIO/AGENCY	No. of External Reviews	Type of Review	Decision	Act Provision/outcome
Office of the Premier and Minister for Reconstruction	1	Direct		In progress as at 30 June 2011
South Bank Corporation	1	Direct	Pending	s106(1)(b)
Public Service Commission	1	Direct	Upheld	sch3(2)(1)(a)
Queensland Art Gallery	1	Direct	Upheld	IP
State Library of Queensland	1	Direct		Review in progress
TOTAL	5			

Table 9. Amount of fees and charges received under the RTI Act - section 8(1)(j) RTI Regulation

PORTFOLIO/AGENCY	Fees received	Processing Charges received	Access Charges received	Total received
		— \$ —		
Department of the Premier and Cabinet	760	1,079	0	1,839
Office of the Premier and Minister for Reconstruction	228	377	0	605
South Bank Corporation	38	0	0	38
Public Service Commission	114	0	0	114
State Library of Queensland	38	0	0	38
Queensland Theatre Company	38	0	0	38
TOTAL	1,216	1,456	0	2,672

Table 10. Amount of charges received under the IP Act - section 6(j) IP Regulation

There were no charges received under the IP Act.

Table 11. Number of Freedom of Information applications – section 8(2) RTI Regulation

There were no Freedom of Information applications on hand at 1 July 2010.

APPENDIX 12 – PUBLIC WORKS

Table 1. Number of access applications - section 8(1)(a) RTI Regulation and section 6(a) IP Regulation

PORTFOLIO/AGENCY	Application Type	On hand 1 July 2010 b/fwd	Received	Transferred	Withdrawn	Total	Finalised 30 June 2011	On hand 30 June 2011 c/fwd	Internal Reviews received from Finalised Applications	
									no.	%
Public Works	Access-RTI	12	49	0	15	46	36	10	1	2.8
Board of Professional Engineers of Queensland	Access-RTI	1	3	0	0	4	4	0	0	0.0
Minister for Government Services, Building Industry and ICT	Access-RTI	0	1	0	0	1	1	0	0	0.0
Building Services Authority	Access-RTI	16	88	0	8	96	81	15	3	3.7
Total RTI Applications		29	141	0	23	147	122	25	4	3.3
Public Works	Access-IP	0	10	0	0	10	9	1	0	0.0
Board of Professional Engineers of Queensland	Access-IP	0	2	0	1	1	1	0	0	0.0
Building Services Authority	Access-IP	10	53	0	4	59	56	3	3	5.4
Total IP Applications		10	65	0	5	70	66	4	3	4.5
TOTAL APPLICATIONS		39	206	0	28	217	188	29	7	3.7

Table 2. Number of refusals to deal - section 8(1)(b) RTI Regulation and section 6(b) IP Regulation

PORTFOLIO/AGENCY	Provision invoked	No. of times
Building Services Authority	Section 41 RTI	1
TOTAL		1

Table 3. Number of refusals of access - section 8(1)(c) RTI Regulation and section 6(c) IP Regulation

PORTFOLIO/AGENCY	Application Type - RTI / IP	No. of pages considered	Access in full	Access in part	Access refused	Pages released in full or part	Provisions	
			— no. —			%	invoked	no. of times
Public Works	RTI	12,687	6,673	695	5,319	58.1	s52	5
							s53(a)	25
							s53(b)	102
							s73	75
							sch3(1)	87
							sch3(2)	132
							sch3(6)	31
							sch3(7)	869
							sch3(10)	10
							sch4	1,684
Board of Professional Engineers of Queensland	RTI	379	306	6	67	82.3	sch3(7)	2
							sch4(4)(3)	1
Minister for Government Services, Building Industry and ICT	RTI	0	0	0	0	N/A	s52(1)(a)	1
Building Services Authority	RTI	28,343	21,809	1,752	4,782	83.1	sch3(7)	2,818
							sch3(8)	290
							sch3(10)(1)(a)	355
							sch3(10)(1)(b)	59
							sch3(10)(1)(f)	847
							s49(4)	1,765
							s53(a)	544
							s73	587
							s52	5
							s55	1
Total RTI		41,409	28,788	2,453	10,168	75.4		
Public Works	IP	852	637	51	164	80.8	s52	2
							s88	18

PORTFOLIO/AGENCY	Application Type - RTI/IP	No. of pages considered	Access in full	Access in part	Access refused	Pages released in full or part	Provisions	
							sch3(7)	29
							sch4	67
Board of Professional Engineers of Queensland	IP	24	24	0	0	100.0		
Building Services Authority	IP	24,196	23,098	538	560	97.7	sch3(7)	407
							sch3(8)	59
							s49-sch4	565
							s53(a)	6
							s88	72
Total IP		25,072	23,759	589	724	97.1		
TOTAL		66,481	52,547	3,042	10,892	83.6		

Table 4. Number of pages included in a disclosure log - Section 8(1)(d) RTI Regulation

PORTFOLIO/AGENCY	Published to disclosure log in full	Published to disclosure log in part	Total published to disclosure log from total pages considered		Total pages considered
	no.	no.	no.	%	no.
Public Works	102	53	155	2.1	7,368
Board of Professional Engineers of Queensland	0	0	0	0.0	312
Building Services Authority	0	0	0	0.0	23,561
TOTAL	102	53	155	0.5	31,241

Table 5. Number of deemed decisions, and decisions taken to have been made on internal review - section 8(1)(e) RTI Regulation or section 6(d) IP Regulation

There were no deemed decisions or decisions taken to have been made at internal review.

Table 6. Number of refusals of amendment - section 6(e) IP Regulation

There were no deemed decisions or decisions taken to have been made at internal review.

Table 7. Number of internal review applications - section 8(1)(f) RTI Regulation or section 6(f) IP Regulation

PORTFOLIO/AGENCY	No. of Internal Reviews received	Internal Review Decision (i.e. upheld on review or varied on review)	If decision varied, how?	Exemption
Public Works	1	Varied on review	Contrary to public interest factor applied to three folios (in part) originally assessed for full release	sch4(4), s7(1)(c)
Building Services Authority	4	Decision upheld on review		
	1	Varied on review	More exemptions on review partial & full	sch3(7)
	1	Varied on review	Refusal substituted on review	sch55(a) changed to s52(2)
TOTAL	7			

Table 8. Number of external review applications - section 8(1)(g) RTI Regulation or section 6(g) IP Regulation

PORTFOLIO/AGENCY	No. of External Reviews	Type of Review	Decision	Act Provision/outcome
Public Works	1	Direct	Upheld	
	1	Direct		Informal resolution
	1	Preceding Internal		Not finalised
	1	Direct		Not finalised
Building Services Authority	1	Direct	Upheld	s41 RTI
	2	Direct		not decided
	1	Preceding Internal	Upheld	s55 RTI
	3	Preceding Internal		Informal decision
TOTAL	11			

Table 9. Amount of fees and charges received under the RTI Act - section 8(1)(j) RTI Regulation

PORTFOLIO/AGENCY	Fees received	Processing Charges received	Access Charges received	Total received
		— \$ —		
Public Works	1,596	12,347	0	13,943
Board of Professional Engineers of Queensland	38	87	0	125
Building Services Authority	3,152	2,210	0	5,362
TOTAL	4,786	14,643	0	19,429

Table 10. Amount of charges received under the IP Act - section 6(j) IP Regulation

There were no charges received under the IP Act.

Table 11. Number of Freedom of Information applications - section 8(2) RTI Regulation

There were no Freedom of Information applications on hand at 1 July 2010.

APPENDIX 13 – TRANSPORT AND MAIN ROADS

Table 1. Number of access and amendment applications - section 8(1)(a) RTI Regulation and section 6(a) IP Regulation

PORTFOLIO/AGENCY	Application Type	On hand 1 July 2010 b/fwd	Received	Transferred	Withdrawn	Total	Finalised 30 June 2011	On hand 30 June 2011 c/fwd	Internal Reviews received from Finalised Applications	
									no.	%
Department of Transport and Main Roads	Access-RTI	48	614	1	196	465	403	62	12	3.0
Minister for Main Roads	Access-RTI	1	1	0	0	2	1	1	0	0.0
Minister for Transport	Access-RTI	1	2	0	1	2	2	0	0	0.0
TransLink Transit Authority	Access-RTI	3	12	2	6	7	6	1	0	0.0
Queensland Rail	Access-RTI	3	56	0	4	55	52	3	1	1.9
Port of Townsville Limited	Access-RTI	1	0	0	0	1	1	0	0	0.0
The Gladstone Ports Corporation	Access-RTI	0	1	0	0	1	0	1	0	N/A
North QLD Bulk Ports Corp	Access-RTI	0	6	0	1	5	3	2	1	33.3
Total RTI Applications		57	692	3	208	538	468	70	14	3.0
Department of Transport and Main Roads	Access-IP	2	86	0	29	59	57	2	1	1.8
TransLink Transit Authority	Access-IP	0	207	0	13	194	182	12	0	0.0
Queensland Rail	Access-IP	0	27	0	3	24	24	0	0	0.0
North QLD Bulk Ports Corp	Access-IP	0	1	0	0	1	1	0	0	0.0
Total IP Applications		2	321	0	45	278	264	14	1	0.4
Department of Transport and Main Roads	Amend-IP	0	4	0	2	2	2	0	0	0.0
Total Amendment Applications		0	4	0	2	2	2	0	0	0.0
TOTAL APPLICATIONS		59	1,017	3	255	818	734	84	15	2.0

Table 2. Number of refusals to deal - section 8(1)(b) RTI Regulation and section 6(b) IP Regulation

PORTFOLIO/AGENCY	Provision invoked	No. of times
Transport and Main Roads	Section 41 RTI	2
Queensland Rail	Section 40 RTI	1
	Section 60 IP	1
TOTAL		4

Table 3. Number of refusals of access - section 8(1)(c) RTI Regulation and section 6(c) IP Regulation

PORTFOLIO/AGENCY	Application Type - RTI/IP	No. of pages considered	Access in full	Access in part	Access refused	Pages released in full or part	Provisions	no. of times
			— no. —			%	invoked	
Department of Transport and Main Roads	RTI	30,722	24,872	2,190	3,660	88.1	s33	11
							s41	2
							s46	2
							s52	37
							s55	17
							s73(2)	5
							sch1(14)	112
							sch3(1)	252
							sch3(2)	97
							sch3(3)	35
							sch3(6)	83
							sch3(7)	1,378
							sch3(10)	75
							sch4	2,784
Minister for Transport	RTI	229	225	4	0	100.0	s52	1
TransLink Transit Authority	RTI	489	93	214	182	62.8	sch3(2)(1)a	3
							sch3(7)	77

PORTFOLIO/AGENCY	Application Type - RTI / IP	No. of pages considered	Access in full		Access in part	Access refused	Pages released in full or part		
								Provisions	
Queensland Rail	RTI	1,499	651		55	793	47.1	sch4(4)(6)	300
								sch2(2)(16)	3
								sch3(8)(1)	758
								sch4	86
Port of Townsville Limited (POTL) *	RTI	15,000	450		50	14,500	3.3	sch3(7)(11)	14,500
North QLD Bulk Ports Corporation	RTI	3,856	28		358	3,470	10.0	sch4	3,599
								sch3(7)	257
Total RTI		51,795	26,319		2,871	22,605	56.4		
Department of Transport and Main Roads	IP	561	552		4	5	99.1	s52	4
								s53	10
								s53(a)	1
								s53(d)	1
								s69	1
								sch3(10)	6
								sch4	1
								s52(1)(b)(ii)	42
								s88(2)	54
								TransLink Transit Authority	IP
Queensland Rail	IP	4,074	3,304		129	641	84.3	sch3(8)(1)	5
North QLD Bulk Ports Corporation	IP	18	15		3	0	100.0	sch3(10)(1)(d)	6
Total IP		4,909	4,031		190	688	86.0		
TOTAL		56,704	30,350		3,061	23,293	58.9		

* Only 3.3% of documents were released as the applicant applied for documents that were created by POTL during a commercial dispute.

Approximately 24.2% of the documents were excluded documents pursuant to section 11, Schedule 1, Item 14 as they contained material concerning the commercial dispute and were therefore created or received by POTL in carrying out its commercial activities prior to 1 July 2009. Approximately 60.4% of the documents constituted exempt information within the meaning of s47(3)(a), Schedule 3, Item 7 as they contained legal advice and/or legal communications between POTL and its legal counsels. Accordingly, these documents were deemed subject to legal professional privilege. Approximately, 12.1% of the documents were not disclosed as disclosure was assessed to be, on the balance, contrary to the public interest pursuant to section 49 and Schedule 4 of the RTI Act.

Table 4. Number of pages included in a disclosure log - section 8(1)(d) RTI Regulation

PORTFOLIO/AGENCY	Published to disclosure log in full	Published to disclosure log in part	Total published to disclosure log from total pages considered		Total pages considered
	no.	no.	no.	%	no.
Department of Transport and Main Roads	6,100	495	6,595	24.4	27,062
Minister for Transport	0	0	0	0.0	229
TransLink Transit Authority	59	134	193	62.9	307
Queensland Rail	143	0	143	20.3	706
Port of Townsville Limited	0	0	0	0.0	500
North QLD Bulk Ports Corporation	28	0	28	7.3	386
TOTAL	6,330	629	6,959	23.8	29,190

Table 5. Number of deemed decisions, and decisions taken to have been made on internal review - section 8(1)(e) RTI Regulation or section 6(d) IP Regulation

PORTFOLIO/AGENCY	Provision invoked	No. of times
Department of Transport and Main Roads	section 46 RTI	2
TOTAL		2

Table 6. Number of refusals of amendment - section 6(e) IP Regulation

There were no refusals to amend documents.

Table 7. Number of internal review applications - section 8(1)(f) RTI Regulation or section 6(f) IP Regulation

PORTFOLIO/AGENCY	No. of Internal Reviews received	Internal Review Decision (i.e. upheld on review or varied on review)	If decision varied, how?	Exemption
Department of Transport and Main Roads	9	Decision upheld on review		s51, s52, sch3(7), sch4(4)(6)
	3	Varied on review	Additional documents located	
Minister for Main Roads	1	Decision upheld on review		
Queensland Rail	1	Decision upheld on review		
North QLD Bulk Ports Corporation	1	Decision upheld on review		sch4(3)(2)
TOTAL	15			

Table 8. Number of external review applications - section 8(1)(g) RTI Regulation or section 6(g) IP Regulation

PORTFOLIO/AGENCY	No. of External Reviews	Type of Review	Decision	Act Provision/outcome
Department of Transport and Main Roads	1	Direct	Upheld	
	1	Direct		Not finalised
	5	Following Internal		Two reviews were withdrawn and the remaining matters are still active
Minister for Main Roads	1	Following Internal		Withdrawn
Queensland Rail	1	Direct	Upheld	
	2	Direct		Not finalised
North QLD Bulk Ports Corporation	1	Direct		Not finalised
TOTAL	12			

Table 9. Amount of fees and charges received under the RTI Act - section 8(1)(j) RTI Regulation

PORTFOLIO/AGENCY	Fees received	Processing Charges received	Access Charges received	Total received
		— \$ —		
Department of Transport and Main Roads	21,103	19,472	249	40,824
Minister for Main Roads	38	487	525	1,050
Minister for Transport	76	0	0	76
TransLink Transit Authority	304	418	722	1,443
Queensland Rail	83	0	0	83
Port of Townsville Limited	38	1,114	67	1,218
The Gladstone Ports Corporation	38	0	0	38
North QLD Bulk Ports Corporation	138	1,748	0	1,886
TOTAL	21,818	23,239	1,563	46,620

Table 10. Amount of charges received under the IP Act - section 6(j) IP Regulation

There were no charges received under the IP Act.

Table 11. Number of Freedom of Information applications - section 8(2) RTI Regulation

There were no Freedom of Information applications on hand at 1 July 2010.

APPENDIX 14 – TREASURY

Table 1. Number of access applications - section 8(1)(a) RTI Regulation and section 6(a) IP Regulation

PORTFOLIO/AGENCY	Application Type	On hand 1 July 2010 b/fwd	Received	Transferred	Withdrawn	Total	Finalised 30 June 2011	On hand 30 June 2011 c/fwd	Internal Reviews received from Finalised Applications	
				— no. —					no.	%
Treasury Department	Access-RTI	22	37	3	4	52	48	4	1	2.1
Board of Trustees of State Public Sector Super Fund	Access-RTI	0	2	0	0	2	2	0	0	0.0
SEQ Water Corporation	Access-RTI	1	15	0	2	14	12	2	1	8.3
Treasurer's Office	Access-RTI	2	6	0	0	8	7	1	0	0.0
Queensland Treasury Corporation	Access-RTI	0	5	1	0	4	4	0	1	25.0
Total RTI Applications		25	65	4	6	80	73	7	3	4.1
Treasury Department	Access-IP	1	5	0	1	5	2	3	0	0.0
Board of Trustees of State Public Sector Super	Access-IP	0	2	0	0	2	2	0	0	0.0
Total IP Applications		1	7	0	1	7	4	3	0	0.0
TOTAL APPLICATIONS		26	72	4	7	87	77	10	3	3.9

Table 2. Number of refusals to deal - section 8(1)(b) RTI Regulation and section 6(b) IP Regulation

PORTFOLIO/AGENCY	Provision invoked	No. of times
Treasury Department	Section 40 RTI	2
TOTAL		2

Table 3. Number of refusals of access - section 8(1)(c) RTI Regulation and section 6(c) IP Regulation

PORTFOLIO/AGENCY	Application Type RTI / IP	No. of pages considered	Access in full	Access in part	Access refused	Pages released in full or part	Provisions	
							invoked	no. of times
Treasury Department	RTI	4,376	1,985	528	1,863	57.4	s49-sch4	1,574
							sch3(1)	378
							sch3(4)	98
							sch3(2)(1)(b)	110
							sch3(2)(1)(a)	53
							sch1(14)	54
							sch3(10)(1)(a)	18
							sch3(10)(1)(f)	18
							sch3(12)(1)	34
							sch3(3)(1)(e)	25
							sch3(6)(c)(i)	13
							sch3(7)	94
							sch3(8)(1)	47
Board of Trustees of State Public Sector Super Fund	RTI	24	24	0	0	100.0		0
SEQ Water Corporation	RTI	351	169	44	138	60.7	s49-sch4	40
							Out of scope	32
							sch3(6)(c)(i)	110
Treasurer's Office	RTI	386	134	12	240	37.8	s49-sch4	205
							sch3(2)(1)(b)	71
							sch3(6)(c)(i)	20
Queensland Treasury Corporation	RTI	73	2	0	71	2.7	sch2(2)(9)	71
Total RTI		5,210	2,314	584	2,312	55.6		
Treasury Department	IP	310	194	0	116	62.6	sch3(10)(1)(a)	116
Board of Trustees of State Public Sector Super Fund	IP	7	7	0	0	100.0		0
Total IP		317	201	0	116	63.4		
TOTAL		5,527	2,515	584	2,428	56.1		

Table 4. Number of pages included in a disclosure log - section 8(1)(d) RTI Regulation

PORTFOLIO/AGENCY	Published to disclosure log in full	Published to disclosure log in part	Total published to disclosure log from total pages considered		Total pages considered
	no.	no.	no.	%	no.
Treasury Department	1,616	482	2,098	83.5	2,513
Board of Trustees of State Public Sector Super Fund	11	0	11	45.8	24
SEQ Water Corporation	81	38	119	55.9	213
Treasurer's Office	118	12	130	89.0	146
Queensland Treasury Corporation	0	0	0	0.0	2
TOTAL	1,826	532	2,358	81.4	2,898

Table 5. Number of deemed decisions, and decisions taken to have been made on internal review - section 8(1)(e) RTI Regulation or section 6(d) IP Regulation

There were no deemed decisions or decisions taken to have been made at internal review.

Table 6. Number of refusals of amendment - section 6(e) IP Regulation

There were no refusals to amend documents

Table 7. Number of internal review applications - section 8(1)(f) RTI Regulation or section 6(f) IP Regulation

PORTFOLIO/AGENCY	No. of Internal Reviews received	Internal Review Decision (i.e. upheld on review or varied on review)	If decision varied, how?	Exemption
Treasury Department	1	Decision upheld on review		
SEQ Water Corporation	1	Decision upheld on review		
Queensland Treasury Corporation	1	Decision upheld on review		
TOTAL	3			

Table 8. Number of external review applications - section 8(1)(g) RTI Regulation or section 6(g) IP Regulation

PORTFOLIO/AGENCY	No. of External Reviews	Type of Review	Decision	Act Provision/outcome
Treasury Department	1	Direct	Upheld	
Treasurer's Office	1	Direct	Upheld	
Queensland Treasury Corporation	1	Following Internal	Upheld	
TOTAL	3			

Table 9. Amount of fees and charges received under the RTI Act - section 8(1)(j) RTI Regulation

PORTFOLIO/AGENCY	Fees received	Processing Charges received	Access Charges received	Total received
		— \$ —		
Treasury Department	1,406	3,839	0	5,245
Board of Trustees of State Public Sector Super Fund	76	0	0	76
SEQ Water Corporation	570	0	0	570
Treasurer's Office	266	522	0	788
Queensland Treasury Corporation	38	0	0	38
TOTAL	2,356	4,361	0	6,717

Table 10. Amount of charges received under the IP Act - Section 6(j) IP Regulation

There were no charges received under the IP Act.

Table 11. Number of Freedom of Information applications - Section 8(2) RTI Regulation

There were no Freedom of Information applications on hand at 1 July 2010.

APPENDIX 15 – LOCAL GOVERNMENT

Table 1. Number of access and amendment applications - section 8(1)(a) RTI Regulation and section 6(a) IP Regulation

PORTFOLIO/AGENCY	Application Type	On hand 1 July 2010 b/fwd	Received	Transferred	Withdrawn	Total	Finalised 30 June 2011	On hand 30 June 2011 c/fwd	Internal Reviews received from Finalised Applications	
									no.	%
Urban Land Development Authority	Access-RTI	0	1	0	0	1	1	0	0	0.0
Balonne Shire Council	Access-RTI	0	1	0	0	1	1	0	0	0.0
Banana Shire Council	Access-RTI	0	7	0	0	7	6	1	0	0.0
Barcaldine Regional Council	Access-RTI	1	0	0	1	0	0	0	0	N/A
Brisbane City Council	Access-RTI	56	361	0	14	403	372	31	13	3.5
Bundaberg Regional Council	Access-RTI	1	27	2	0	26	24	2	0	0.0
Burdekin Shire Council	Access-RTI	0	2	0	0	2	2	0	0	0.0
Cairns Regional Council	Access-RTI	0	46	0	3	43	40	3	0	0.0
Cassowary Coast Regional Council	Access-RTI	1	6	0	0	7	7	0	1	14.3
Central Highlands Regional Council	Access-RTI	0	7	0	0	7	6	1	0	0.0
Charters Towers Regional Council	Access-RTI	0	1	0	0	1	1	0	0	0.0
Cook Shire Council	Access-RTI	0	6	0	2	4	3	1	2	66.7
Etheridge Shire Council	Access-RTI	0	2	0	0	2	2	0	0	0.0
Fraser Coast Regional Council	Access-RTI	3	21	0	2	22	22	0	4	18.2
Gladstone Regional Council	Access-RTI	2	8	0	0	10	9	1	0	0.0
Gold Coast City Council	Access-RTI	30	144	0	3	171	151	20	4	2.6
Gympie Regional Council	Access-RTI	0	11	0	1	10	9	1	0	0.0
Ipswich City Council	Access-RTI	9	59	1	14	53	50	3	2	4.0
Isaac Regional Council	Access-RTI	0	2	0	2	0	0	0	0	N/A
Lockyer Valley Regional Council	Access-RTI	0	7	0	1	6	6	0	0	0.0
Logan City Council	Access-RTI	5	35	1	7	32	30	2	0	0.0
Longreach Regional Council	Access-RTI	1	2	0	1	2	2	0	0	0.0
Mackay Regional Council	Access-RTI	1	20	0	1	20	20	0	1	5.0

PORTFOLIO/AGENCY	Application Type	On hand 1 July 2010 b/fwd	Received	Transferred	Withdrawn	Total	Finalised 30 June 2011	On hand 30 June 2011 c/fwd	Internal Reviews received from Finalised Applications	
									no.	%
					— no. —					
Maranoa Regional Council	Access-RTI	1	0	0	0	1	1	0	0	0.0
Moreton Bay Regional Council	Access-RTI	6	121	0	19	108	99	9	3	3.0
Mount Isa City Council	Access-RTI	0	8	0	3	5	5	0	0	0.0
Murweh Shire Council	Access-RTI	1	0	0	0	1	1	0	0	0.0
North Burnett Regional Council	Access-RTI	0	2	0	1	1	1	0	0	0.0
Redland City Council	Access-RTI	4	42	0	2	44	38	6	2	5.3
Rockhampton Regional Council	Access-RTI	3	30	0	8	25	18	7	0	0.0
Scenic Rim Regional Council	Access-RTI	2	12	0	3	11	11	0	0	0.0
Somerset Regional Council	Access-RTI	0	3	0	0	3	2	1	0	0.0
South Burnett Regional Council	Access-RTI	2	11	0	2	11	11	0	0	0.0
Southern Downs Regional Council	Access-RTI	0	1	0	0	1	1	0	0	0.0
Sunshine Coast Regional Council	Access-RTI	16	85	0	3	98	93	5	0	0.0
Tablelands Regional Council	Access-RTI	2	6	0	0	8	8	0	0	0.0
Toowoomba Regional Council	Access-RTI	0	33	0	2	31	28	3	3	10.7
Townsville City Council	Access-RTI	3	35	0	11	27	20	7	0	0.0
Western Downs Regional Council	Access-RTI	0	3	0	1	2	2	0	1	50.0
Whitsunday Regional Council	Access-RTI	1	21	0	0	22	21	1	2	9.5
Total RTI Applications		151	1,189	4	107	1,229	1,124	105	38	3.4
Brisbane City Council	Access-IP	1	55	0	1	55	48	7	2	4.2
Burdekin Shire Council	Access-IP	0	1	0	0	1	1	0	1	100.0
Cairns Regional Council	Access-IP	0	4	0	0	4	4	0	1	25.0
Cook Shire Council	Access-IP	0	1	0	0	1	1	0	0	0.0
Fraser Coast Regional Council	Access-IP	0	2	0	0	2	2	0	0	0.0
Gold Coast City Council	Access-IP	5	43	0	0	48	44	4	2	4.5
Gympie Regional Council	Access-IP	0	1	0	0	1	1	0	0	0.0
Ipswich City Council	Access-IP	0	17	0	3	14	14	0	3	21.4

PORTFOLIO/AGENCY	Application Type	On hand 1 July 2010 b/fwd	Received	Transferred	Withdrawn	Total	Finalised 30 June 2011	On hand 30 June 2011 c/fwd	Internal Reviews received from Finalised Applications	
									no.	%
					— no. —					
Isaac Regional Council	Access-IP	0	2	0	0	2	1	1	0	0.0
Lockyer Valley Regional Council	Access-IP	0	8	0	1	7	7	0	0	0.0
Logan City Council	Access-IP	3	69	0	1	71	70	1	1	1.4
Mackay Regional Council	Access-IP	0	1	0	0	1	1	0	0	0.0
Moreton Bay Regional Council	Access-IP	0	2	0	0	2	2	0	0	0.0
Redland City Council	Access-IP	0	16	0	0	16	16	0	0	0.0
Rockhampton Regional Council	Access-IP	3	26	0	3	26	20	6	2	10.0
Scenic Rim Regional Council	Access-IP	1	3	1	1	2	2	0	0	0.0
Southern Downs Regional Council	Access-IP	0	11	0	0	11	11	0	0	0.0
Toowoomba Regional Council	Access-IP	0	3	0	1	2	2	0	0	0.0
Townsville City Council	Access-IP	0	4	0	1	3	3	0	0	0.0
Western Downs Regional Council	Access-IP	0	1	0	0	1	1	0	0	0.0
Total IP Applications		13	270	1	12	270	251	19	12	4.8
Brisbane City Council	Amend-IP	0	1	0	0	1	1	0	0	0.0
Fraser Coast Regional Council	Amend-IP	0	2	0	0	2	2	0	0	0.0
Logan City Council	Amend-IP	0	2	0	0	2	2	0	0	0.0
Rockhampton Regional Council	Amend-IP	0	1	0	0	1	1	0	0	0.0
Toowoomba Regional Council	Amend-IP	0	1	0	0	1	1	0	0	0.0
Total Amendment Applications		0	7	0	0	7	7	0	0	0.0
TOTAL APPLICATIONS		164	1,466	5	119	1,506	1,382	124	50	3.6

Table 2. Number of refusals to deal - section 8(1)(b) RTI Regulation and section 6(b) IP Regulation

PORTFOLIO/AGENCY	Provision invoked	No. of times
Brisbane City Council	Section 41 RTI	2
Cairns Regional Council	Section 43 RTI	1
Fraser Coast Regional Council	Section 41 RTI	2
Gold Coast City Council	Section 40 RTI	1
Gympie Regional Council	Section 41 RTI	1
Maranoa Regional Council	Section 40 RTI	1
Moreton Bay Regional Council	Section 40 RTI	8
Mount Isa City Council	Section 40 RTI	9
Murweh Shire Council	Section 41 RTI	1
TOTAL		26

Table 3. Number of refusals of access - section 8(1)(c) RTI Regulation and section 6(c) IP Regulation

PORTFOLIO/AGENCY	Application Type - RTI / IP	No. of pages considered	Access in full	Access in part	Access refused	Pages released in full or part	Provisions	
							invoked	no. of times
			— no. —			%		
Urban Land Development Authority	RTI	162	145	14	3	98.1	s49	3
Balonne Shire Council	RTI	1	1	0	0	100.0		0
Banana Shire Council	RTI	121	112	9	0	100.0	s47(3)(b)	9
Brisbane City Council	RTI	54,620	38,182	5,510	10,928	80.0	s49-sch4	8,867
							sch3(10)(1)(a)	90
							sch3(10)(1)(b)	2,490
							sch3(10)(c)	1
							sch3(10)(d)	1
							sch3(10)(e)	40

PORTFOLIO/AGENCY	Application Type - RTI / IP	No. of pages considered	Access in full	Access in part	Access refused	Pages released in full or part	Provisions	
			— no. —			%	invoked	no. of times
							sch3(10)(f)	14
							sch3(10)(g)	2
							sch3(10)(h)	2
							sch3(10)(i)	2
							sch3(10)(4)	1
							sch3(4)(a)	86
							sch3(4)(b)	5
							sch3(7)	3,144
							sch3(8)(1)	4,033
Bundaberg Regional Council	RTI	6,985	6,860	12	113	98.4	sch4(3)(2)	1
							sch3(10)(1)(b)	3
							sch3(7)	1
							sch4	7
							s52(1)(b)	2
							s47(3)(b)	3
							s52(1)	2
							sch4	3
							s47(3)(e)	2
							s52(1)(a)	1
							s52(1)(b)	2
							s53-sch3(10)(1)(h)	1
Burdekin Shire Council	RTI	37	37	0	0	100.0		0
Cairns Regional Council	RTI	3,638	2,559	378	701	80.7	s49	977
Cassowary Coast Regional Council	RTI	16	0	0	16	0.0	sch4	3
							s52	1
Central Highlands Regional Council	RTI	79	79	0	0	100.0		0
Charters Towers Regional Council	RTI	247	63	0	184	25.5	s49-sch4	184

PORTFOLIO/AGENCY	Application Type - RTI / IP	No. of pages considered	Access in full	Access in part	Access refused	Pages released in full or part	Provisions	
			— no. —			%	invoked	no. of times
Etheridge Shire Council	RTI	270	254	16	0	100.0	s47(3)(b)	1
Fraser Coast Regional Council	RTI	6,190	5,491	328	371	94.0	sch3(7)	1
							sch3(8)	1
							sch3(10)	6
							s52	2
Gladstone Regional Council	RTI	983	758	81	144	85.4	sch3(10)(1)(b)	72
							s49-sch4	55
							sch3(7)	76
							sch3(8)(1)	21
							s47(3)(e)	1
Gold Coast City Council	RTI	37,343	32,984	254	4,105	89.0	sch3(10)(1)(b)	98
							sch3(10)(1)(d)	332
							sch3(10)(1)(h)	2
							sch3(10)(4)	369
							sch3(7)	3,253
							sch4	336
							s52	11
							s55	1
Gympie Regional Council	RTI	68	41	1	26	61.8	sch3(7)	6
							s49-sch4	21
							s52	2
							s53(a)	1
Ipswich City Council	RTI	10,168	3,789	2,904	3,475	65.8	s47(3)(a)	239
							s47(3)(b)	2,507
							s47(3)(f)	323
							s73	153
Lockyer Valley Regional Council	RTI	1,508	1,492	16	0	100.0	s37	2

PORTFOLIO/AGENCY	Application Type - RTI / IP	No. of pages considered	Access in full	Access in part	Access refused	Pages released in full or part	Provisions	
			— no. —			%	invoked	no. of times
Logan City Council	RTI	726	452	268	6	99.2	s74	1
							sch3(8)(1)	185
							sch3(10)(1)(b)	174
							s53(a)	6
							sch4	267
Longreach Regional Council	RTI	52	18	34	0	100.0		0
Mackay Regional Council	RTI	2,122	1,911	172	39	98.2	s47(3)(b)	211
							s47(3)(e)	4
							s47(3)(f)	3
Moreton Bay Regional Council	RTI	52,292	51,297	858	137	99.7	s47(3)(a)	987
							s47(3)(e)	8
Mount Isa City Council	RTI	30	12	18	0	100.0		0
Murweh Shire Council	RTI	3,041	3,024	0	17	99.4	s47(3)(b)	1
North Burnett Regional Council	RTI	219	206	13	0	100.0		0
Redland City Council	RTI	13,371	6,129	1,844	5,398	59.6	s52	1
							s53(a)	1,000
							sch3(7)	3,488
							sch3(8)(1)	6
							sch3(10)(1)(b)	6
							sch4	2,532
Rockhampton Regional Council	RTI	14,017	13,976	20	21	99.9	s49-sch4	44
							s73	1
							sch3(10)(1)(e)	1
							s47(3)(e)	2
							s47(3)(f)	1
Scenic Rim Regional Council	RTI	3,013	2,573	421	19	99.4	sch3(7)	15
							s73	99

PORTFOLIO/AGENCY	Application Type - RTI / IP	No. of pages considered	Access in full	Access in part	Access refused	Pages released in full or part	Provisions	
			— no. —			%	invoked	no. of times
							sch4	346
							s53	8
Somerset Regional Council	RTI	25	23	1	1	96.0		0
South Burnett Regional Council	RTI	1,034	991	43	0	100.0	s47(3)	43
Southern Downs Regional Council	RTI	34	33	1	0	100.0		0
Sunshine Coast Regional Council	RTI	27,014	24,697	1,038	1,279	95.3	sch3(10)(1)(b)	61
							sch3(7)	505
							sch3(8)(1)	233
							s49-4	2,558
Tablelands Regional Council	RTI	712	149	206	357	49.9	s47(3)(e)	2
							sch3(7)	9
							s49-sch4	227
Toowoomba Regional Council	RTI	7,864	3,666	4,066	132	98.3	s47(3)(a)	89
							s47(3)(b)	4,005
Townsville City Council	RTI	966	430	390	146	84.9	s49-sch4	496
Western Downs Regional Council	RTI	41	33	5	3	92.7	s47(3)(b)	6
Whitsunday Regional Council	RTI	725	683	42	0	100.0	s47(3)	5
Total RTI		249,734	203,150	18,963	27,621	88.9		
Brisbane City Council	IP	3,094	2,719	242	133	95.7	sch3(10)(1)(b)	138
							sch3(7)	100
							sch3(8)(1)	23
Brisbane City Council (cont.)							sch4	258
Burdekin Shire Council	IP	33	33	0	0	100.0		0
Cairns Regional Council	IP	340	323	17	0	100.0	s49	17
Fraser Coast Regional Council	IP	7	5	2	0	100.0	sch3(10)	1
Gold Coast City Council	IP	1,077	994	77	6	99.4	sch3(10)(1)(b)	72

PORTFOLIO/AGENCY	Application Type - RTI / IP	No. of pages considered	Access in full	Access in part	Access refused	Pages released in full or part	Provisions	
			— no. —			%	invoked	no. of times
							sch3(7)	6
							sch4	5
							s52	4
Ipswich City Council	IP	632	277	146	209	66.9	s47(3)(a)	216
							s47(3)(b)	40
							s47(3)(f)	13
							s88	78
Lockyer Valley Regional Council	IP	192	192	0	0	100.0		0
Logan City Council	IP	3,998	2,908	908	182	95.4	sch3(7)	62
							sch3(8)(1)	490
							sch3(10)(1)(b)	424
							s53(a)	2
							sch4	823
							s52	4
Mackay Regional Council	IP	230	221	9	0	100.0	s47(3)(b)	9
Moreton Bay Regional Council	IP	260	260	0	0	100.0		0
Redland City Council	IP	7,218	2,080	167	4,971	31.1	s52	1
							s53(a)	16
							sch3(7)	507
							sch3(8)(1)	5
							sch3(10)	122
							sch3(10)(1)(b)	2
							sch3(10)(1)(f)	6
							sch4	224
Rockhampton Regional Council	IP	616	421	122	73	88.1	s49-sch4	194
							s88	1
							s47(3)(e)	1

PORTFOLIO/AGENCY	Application Type - RTI / IP	No. of pages considered	Access in full	Access in part	Access refused	Pages released in full or part	Provisions	
			— no. —			%	invoked	no. of times
Scenic Rim Regional Council	IP	54	23	9	22	59.3	s47(3)(f)	1
							s88	2
							sch3(10)(1)(b)	33
Southern Downs Regional Council	IP	2	0	0	2	0.0	sch3(10)(1)(h)	2
Sunshine Coast Regional Council	IP	65	57	8	0	100.0	sch3(10)(1)(b)	8
Toowoomba Regional Council	IP	19	16	3	0	100.0	s67(1)	3
Townsville City Council	IP	4	2	2	0	100.0	s49-sch4	2
Western Downs Regional Council	IP	2	2	0	0	100.0		0
Total IP		17,843	10,533	1,712	5,598	68.6		
TOTAL		267,577	213,683	20,675	33,219	87.6		

Table 4. Number of pages included in a disclosure log - section 8(1)(d) RTI Regulation

PORTFOLIO/AGENCY	Published to disclosure log in full	Published to disclosure log in part	Total published to disclosure log from total pages considered		Total pages considered
	no.	no.	no.	%	no.
Urban Land Development Authority	0	0	0	0.0	159
Balonne Shire Council	0	0	0	0.0	1
Banana Shire Council	0	0	0	0.0	121
Brisbane City Council	0	0	0	0.0	43,692
Bundaberg Regional Council	28	0	28	0.4	6,872
Burdekin Shire Council	0	0	0	0.0	37
Cairns Regional Council	2,396	326	2,722	92.7	2,937
Cassowary Coast Regional Council	0	117	117	N/A	0

PORTFOLIO/AGENCY	Published to disclosure log in full	Published to disclosure log in part	Total published to disclosure log from total pages considered		Total pages considered
Central Highlands Regional Council	0	0	0	0.0	79
Charters Towers Regional Council	63	0	63	100.0	63
Etheridge Shire Council	256	16	272	100.7	270
Fraser Coast Regional Council	1	0	1	0.0	5,819
Gladstone Regional Council	0	0	0	0.0	839
Gold Coast City Council	0	0	0	0.0	33,238
Gympie Regional Council	148	0	148	352.4	42
Ipswich City Council	0	0	0	0.0	6,693
Lockyer Valley Regional Council	0	0	0	0.0	1,508
Logan City Council	453	268	721	100.1	720
Longreach Regional Council	0	0	0	0.0	52
Mackay Regional Council	1,885	86	1,971	94.6	2,083
Moreton Bay Regional Council	0	0	0	0.0	52,155
Mount Isa City Council	0	0	0	0.0	30
Murweh Shire Council	0	0	0	0.0	3,024
North Burnett Regional Council	0	0	0	0.0	219
Redland City Council	504	178	682	8.6	7,973
Rockhampton Regional Council	0	0	0	0.0	13,996
Scenic Rim Regional Council	0	0	0	0.0	2,994
Somerset Regional Council	0	0	0	0.0	24
South Burnett Regional Council	0	10	10	1.0	1,034
Southern Downs Regional Council	1	0	1	2.9	34
Sunshine Coast Regional Council	6,032	0	6,032	23.4	25,735
Tablelands Regional Council	149	206	355	100.0	355
Toowoomba Regional Council	2,674	3,908	6,582	85.1	7,732
Townsville City Council	0	0	0	0.0	820
Western Downs Regional Council	0	0	0	0.0	38
Whitsunday Regional Council	659	38	697	96.1	725
TOTAL	15,249	5,153	20,402	9.2	222,113

Table 5. Number of deemed decisions, and decisions taken to have been made on internal review - section 8(1)(e) RTI Regulation or Section 6(d) IP Regulation

PORTFOLIO/AGENCY	Provision invoked	No. of times
Cook Shire Council	section 83(2) RTI	1
Gold Coast City Council	section 46 RTI	1
	section 66 IP	1
Ipswich City Council	section 66 IP	1
	section 83(2) RTI	2
	section 97(2) IP	3
TOTAL		9

Table 6. Number of refusals of amendment - Section 6(e) IP Regulation

There were no refusals to amend documents.

Table 7. Number of internal review applications - section 8(1)(f) RTI Regulation or section 6(f) IP Regulation

PORTFOLIO/AGENCY	No. of Internal Reviews received	Internal Review Decision (i.e. upheld on review or varied on review)	If decision varied, how?	Exemption
Brisbane City Council	12	Decision upheld on review		
	3	Varied on review	Additional documents released	
Burdekin Shire Council	1	Decision upheld on review		
Cairns Regional Council	1	Decision upheld on review		sch4(1)(3)
				sch4(3)(3)
				sch4(4)(6)
Cassowary Coast Regional Council	1	Decision upheld on review		sch4(1)(3)
				sch4(3)(3)
				sch4(4)(6)
Cook Shire Council	1	Decision upheld on review		
Etheridge Shire Council	1	Decision upheld on review		
Fraser Coast Regional Council	4	Decision upheld on review		
Gold Coast City Council	6	Decision upheld on review		

PORTFOLIO/AGENCY	No. of Internal Reviews received	Internal Review Decision (i.e. upheld on review or varied on review)	If decision varied, how?	Exemption
Ipswich City Council	1	Decision upheld on review		s55
	1	Decision upheld on review		sch4(4)(6)
	1	Decision upheld on review		sch3(10)(1)(b)
	1	Decision upheld on review		Full access given to documents
	1	Decision upheld on review		sch3(10)(1)(b)
Logan City Council	1	Varied on review		sch3(8), sch3(10)(1)(b)
				sch4(4)(6)(1), sch4(4)(1)(a)&(b)
Mackay Regional Council	1	Decision upheld on review		
Moreton Bay Regional Council	3	Decision upheld on review		
Redland City Council	2	Decision upheld on review		
Toowoomba Regional Council	2	Decision upheld on review		
			Original released documents contained some human error wherein the exemption had not been changed to reflect copyright on some pages, but still retained the other exemption code. Also reviewer released some information originally considered irrelevant.	
	1	Varied on review		
Western Downs Regional Council	1	Decision upheld on review		
Whitsunday Regional Council	2	Decision upheld on review		
TOTAL	48			

Table 8. Number of external review applications - section 8(1)(g) RTI Regulation or section 6(g) IP Regulation

PORTFOLIO/AGENCY	No. of External Reviews	Type of Review	Decision	Act Provision/outcome
Brisbane City Council	1	Direct	Upheld	
	5	Direct		s90(4)(a) informal resolution
	3	Preceding Internal		s90(4)(a) informal resolution
Bundaberg Regional Council	3	Direct	Varied	s90(4)(a)
Cook Shire Council	1	Preceding Internal		Decision pending
Fraser Coast Regional Council	1	Preceding Internal		Decision pending
	1	Direct	Upheld	Application was refused as it was lodged outside acceptable timeframe
Gladstone Regional Council	1	Direct	Upheld	
Gold Coast City Council	1	Preceding Internal	Upheld	
	1	Preceding Internal		Decision pending
	2	Direct	Upheld	
	1	Direct	Varied	Additional documents released
	1	Direct		Deemed refusal - agency, extension given to complete
	2	Direct		Decision pending
Gympie Regional Council	1	Direct		Decision pending
Ipswich City Council	2	Preceding Internal	Upheld	
	1	Direct	Upheld	
	1	Direct	Varied	
Logan City Council	3	Direct	Upheld	
	2	Direct		Decision pending
Mackay Regional Council	1	Direct	Upheld	s46(3)(b)
Redland City Council	1	Direct		Decision pending
Sunshine Coast Regional Council	3	Direct	Varied	Undecided
	2	Direct	Varied	Sufficiency of search - more documents located
Toowoomba Regional Council	1	Direct	Upheld	s90(4) resolved informally
Townsville City Council	1	Direct	Varied	s47(3)(b) 49-Sch4 - more information released
Whitsunday Regional Council	2	Direct	Upheld	
	1	Preceding Internal	Upheld	
TOTAL	46			

Table 9. Amount of fees and charges received under the RTI Act - section 8(1)(j) RTI Regulation

PORTFOLIO/AGENCY	Fees received	Processing Charges received	Access Charges received	Total received
		— \$ —		
Urban Land Development Authority	38	0	0	38
Balonne Shire Council	38	0	0	38
Banana Shire Council	228	0	236	464
Brisbane City Council	13,718	4,651	365	18,734
Bundaberg Regional Council	874	200	0	1,074
Burdekin Shire Council	38	0	0	38
Cairns Regional Council	1,216	719	0	1,935
Cassowary Coast Regional Council	228	128	16	372
Central Highlands Regional Council	152	0	152	304
Charters Towers Regional Council	38	0	89	127
Cook Shire Council	228	0	0	228
Etheridge Shire Council	76	0	0	76
Fraser Coast Regional Council	722	3,128	0	3,850
Gladstone Regional Council	144	0	144	288
Gold Coast City Council	5,595	12,941	0	18,536
Gympie Regional Council	342	0	0	342
Ipswich City Council	2,052	6,160	119	8,331
Lockyer Valley Regional Council	228	248	0	476
Logan City Council	950	249	16	1,215
Longreach Regional Council	76	0	0	76
Mackay Regional Council	722	702	0	1,424
Moreton Bay Regional Council	7,562	2,755	19	10,336
Murweh Shire Council	38	1,199	0	1,237
North Burnett Regional Council	38	44	104	186
Redland City Council	1,596	1,775	0	3,371
Scenic Rim Regional Council	342	3,242	0	3,584
Somerset Regional Council	114	0	0	114
South Burnett Regional Council	418	343	0	761
Southern Downs Regional Council	38	0	0	38
Sunshine Coast Regional Council	2,622	1,461	59	4,142

PORTFOLIO/AGENCY	Fees received	Processing Charges received	Access Charges received	Total received
Tablelands Regional Council	817	546	266	1,629
Toowoomba Regional Council	1,216	2,405	138	3,758
Townsville City Council	988	812	24	1,824
Western Downs Regional Council	76	0	0	76
Whitsunday Regional Council	380	2,266	0	2,646
TOTAL	43,948	45,974	1,747	91,668

Table 10. Amount of charges received under the IP Act - section 6(j) IP Regulation

PORTFOLIO/AGENCY	Access Charges
	\$
Gympie Regional Council	17
Logan City Council	10
TOTAL	27

Table 11. Number of Freedom of Information applications - section 8(2) RTI Regulation

PORTFOLIO/AGENCY	Applications Administered					Applications on hand at end of reporting period				
	Personal no.	%	Non-personal no.	%	Total no.	Personal no.	%	Non-personal no.	%	Total no.
Gold Coast City Council	0	0	3	100.0	3	0	N/A	0	N/A	0
Moreton Bay Regional Council	0	N/A	0	N/A	0	0	0	10	100.0	10
TOTAL	0	0	3	100.0	3	0	N/A	10	N/A	10