

---

**FREEDOM OF INFORMATION**

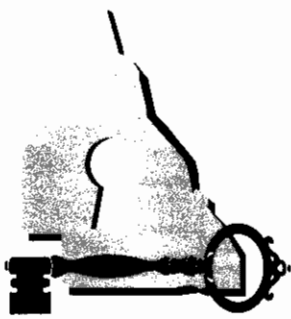
---

**ANNUAL REPORT**

---

**1993-1994**

---



## LETTER OF TRANSMISSION



**MINISTER  
FOR JUSTICE  
ATTORNEY  
GENERAL  
MINISTER  
FOR THE ARTS**

In reply  
Please Quote  
Ref. No.: \_\_\_\_\_

The Honourable Jim Fouras, MLA, BSc, B Econ (Qld)  
Speaker of the Legislative Assembly  
Parliament House  
BRISBANE QLD 4000

Dear Mr Speaker

I hereby present the second annual report on the operation of the Freedom of Information Act 1992 as required by section 108 of the Act to be laid on the table of the Legislative Assembly each year.

It is gratifying to note that Queenslanders continue to make this the most popular Freedom of Information legislation in Australia. In its first year of operation, Queenslanders recorded the greatest number of applications compared to other states which had introduced FOI legislation. Again, this year, Queensland has dealt with more applications than any other State.

Applications for 'personal affairs' documents continue to constitute the greatest proportion of all applications. Full access to documents held by state government agencies continues to increase - up from 64.9% to 69.7%. Conversely, full refusals continues to decline - down from 8.1% to 6.9%.

State government agencies continue to implement 'administrative access' arrangements in respect of specific documents in their possession thereby avoiding tying up the FOI system. For example, the Workers Compensation Board has implemented 'administrative access' schemes to expedite the process of satisfying applications by injured workers and their legal representatives. Yet another successful example is provided by Queensland Health, who have received this financial year over 2,000 administrative access requests from applicants seeking access to their patient records.


I commend this Report to you.

Yours sincerely

**DEAN WELLS  
MINISTER FOR JUSTICE  
AND ATTORNEY-GENERAL  
AND MINISTER FOR THE ARTS**

18th Floor  
State Law Building  
50 Ann Street, Brisbane  
GPO Box 149 Brisbane  
Queensland 4001  
Australia  
Telephone: 07 239 3478  
Facsimile: 07 220 0289






## TABLE OF CONTENTS

<b>LETTER OF TRANSMISSION .....</b>	<b>1</b>
<b>EXECUTIVE SUMMARY .....</b>	<b>5</b>
<b>1. POSTSCRIPT TO THE INAUGURAL ANNUAL REPORT .....</b>	<b>7</b>
1.1 Postscript to the Inaugural Annual Review .....	7
1.2 FOIDERS .....	8
1.3 Overview of Statistical Data .....	8
1.4 Events Affecting the <i>Freedom of Information Act 1992 (Qld)</i> – 1993/94 .....	9
<b>2. FREEDOM OF INFORMATION AND ADMINISTRATIVE LAW DIVISION .....</b>	<b>10</b>
2.1 Guiding Principles .....	10
2.2 History and Preliminary Role of the Freedom of Information and Administrative Law Division (FOIALD) .....	10
2.3 Possible Directions – the Future Role of FOIALD .....	11
2.3.1 The question of privacy rights .....	11
2.4 Major Activities and Achievements of FOIALD .....	11
2.4.1 FOIALD's role within the Department of Justice and Attorney-General .....	11
2.4.2 Ongoing training .....	12
2.4.3 FOI Manual .....	13
2.4.4 Advice to agencies .....	13
2.4.5 Information sessions .....	13
2.4.6 Annual Report to Parliament .....	14
<b>3. ROLE AND SIGNIFICANT DECISIONS OF THE INFORMATION COMMISSIONER .....</b>	<b>15</b>
3.2 Personal/Business Affairs .....	16
3.2.1 <i>R.K. Stewart &amp; C.D. Stewart and Department of Transport (the Stewart Case)</i> .....	16
3.2.2 <i>Timms and Department of Employment, Vocational Education,                 Training and Industrial Relations (the Timms Case)</i> .....	21
3.3 Trade Secrets .....	22
3.3.1 <i>Cannon and Australian Quality Egg Farms Limited (the Cannon Case)</i> .....	22
3.4 Confidential Information/Confidential Sources of Information .....	25
3.4.1 <i>B and Brisbane North Regional Health Authority (the B Case)</i> .....	25
3.4.2 <i>McEniery and the Medical Board of Queensland (the McEniery Case)</i> .....	27
<b>4. FOI — A COMPARATIVE ANALYSIS .....</b>	<b>30</b>
<b>5. FOI AND ITS USERS .....</b>	<b>34</b>
<b>6. IMPACT ON THE PUBLIC SECTOR .....</b>	<b>40</b>
6.1 Administrative Access .....	40
6.2 Accountability/Statement of Affairs .....	41
6.3 Efficiency .....	41
6.4 Amendment of Personal Records .....	42
6.5 Costs .....	42

<b>7.</b>	<b>OPERATIONAL DIFFICULTIES .....</b>	<b>43</b>
7.1	Costs and Resources .....	43
7.2	Time Limits .....	44
7.3	Consultations .....	45
7.4	'Discovery' of Documents .....	46
7.5	Wide Interpretation of s. 28 .....	46
7.6	Secrecy Provisions .....	46
7.7	'Privacy' Issues .....	47
7.8	Departments with Few Difficulties .....	47
	<b>NOTE ON STATISTICAL DATA .....</b>	<b>49</b>
	<b>APPENDICES .....</b>	<b>53</b>
A	Number of applications – Government Agencies .....	53
B	Amendment of information applications – Government Agencies .....	60
C	Types of applications received from 1 July 1993 to 30 June 1994 – Government Agencies .....	62
D	Action on applications – Government Agencies .....	69
E	Action on documents – Government Agencies .....	112
F	% of action on applications – Government Agencies .....	152
G	% action on documents – Government Agencies .....	161
H	Internal review decisions – Government Agencies .....	170
I	Response times – Government Agencies .....	201
J	Application fees and photocopying charges – Government Agencies .....	207
K	Number of applications – Local Government Councils .....	211
L	Amendment of information applications – Local Government Councils .....	215
M	Types of applications received from 1 July 1993 to 30 June 1994 – Local Government Councils .....	216
N	Action on applications – Local Government Councils .....	219
O	Action on documents – Local Government Councils .....	231
P	% action on applications – Local Government Councils .....	243
Q	% action on documents – Local Government Councils .....	249
R	Internal review decisions – Local Government Councils .....	255
S	Response times – Local Government Councils .....	258
T	Application fees and photocopying charges – Local Government Councils .....	260
U	Public authorities covered by FOI Act .....	262



## **EXECUTIVE SUMMARY**

**Chapter 1: Postscript to the Inaugural Annual Report** provides interesting feedback and comments on the 1992/93 Annual Report. An overview of the statistical data provided to the Freedom of Information and Administrative Law Division for the preparation of this second Annual Report is presented. A summary of significant events affecting the interpretation and operation of the FOI Act is provided in table 1.1.

**Chapter 2: Freedom of Information and Administrative Law Division** describes the work of the Freedom of Information and Administrative Law Division (FOIALD) – the unit responsible for central coordination of FOI activity in the State. The chapter maps the key FOI implementation tasks and points to the possible future role of FOIALD. The major activities and achievements of FOIALD during 1993/94 are outlined.

**Chapter 3: Role and Significant Decisions of the Information Commissioner** looks at the objectives of this office and summarises key decisions made during the year.


**Chapter 4: FOI – A Comparative Analysis** undertakes a comparative analysis of the second year of FOI in Queensland and other jurisdictions.

**Chapter 5: FOI and Its Users** looks at public acceptance and use of the legislation. Analysis of statistical data reveals patterns of use. Examples of information provided under FOI are included as illustration.

**Chapter 6: Impact on the Public Sector** shows how FOI has altered public sector administration. Notes the emergence of administrative access schemes and points to positive changes in administrative culture resulting from FOI. Considers the costs of administration.

**Chapter 7: Operational Difficulties** discusses the problems that agencies face in undertaking the various activities required by the legislation and by the administrative structures established to implement the Act. Departments noting few operational difficulties are also discussed.





## 1.1

# POSTSCRIPT TO THE INAUGURAL ANNUAL REPORT

## POSTSCRIPT TO THE INAUGURAL ANNUAL REVIEW

---

Each agency received two copies of the first Annual Report on FOI, and each law firm in Queensland, as well as significant community groups, was supplied with copies. Every parliamentary member was given a copy, and a small number were kept by the Division to answer requests throughout the year. Also, each media outlet in Brisbane and the provincial cities received a copy.

An Annual Report survey form was distributed to most recipients and a number of positive responses were received.

The Annual Report survey form invited recipients to give their views on the layout, style, tables presentation and content, and to record any other comments. An overwhelming number of the recipients thought that the layout, style and tables presentation assisted readability. Comments included 'simple, clear and concise', 'very informative', 'comprehensive', and 'interesting and good background material'.

The 'content' section of the report was also received positively. Most recipients thought that 'the statistics [were] useful for comparison and for advice on whole portfolios'. Other recipients thought that 'the graphs and interstate comparisons were useful [in that they] showed Queensland's lead in the area of FOI'.

Since the first Annual Report was published, two matters that had been raised by several agencies have been partly resolved. In the annual report, several agencies pointed out that the definition of the 'public interest' was difficult to interpret. There were similar difficulties with the interpretation of the term 'personal affairs'. In chapter 3 of this annual report, the term 'personal affairs' is further explored in the light of the decision of the Information Commissioner in *Stewart and the Department of Transport*. Since the Information Commissioner made this decision on the meaning of the term 'personal affairs' and uncovered the history of its usage in the federal legislation, the Division has received fewer inquiries from agencies wanting to clarify the meaning of the term.

Several agencies mentioned the lack of a 'partial transfer' mechanism within the Act. That situation has been rectified, and s. 26 of the Act now permits a partial transfer to another agency or agencies. The amendment to the Act that included this new mechanism took effect in December 1993.

Many agencies mentioned that the decisions published by the Office of the Information Commissioner had helped them when they were making their decisions. The Office of the Information Commissioner published 19 decisions this year, and an analysis of this year's key decisions appears in chapter 3.



A brief overview of the decisions of the Information Commissioner indicates that interpretations of sections 42, 44 and 46 of the Act occupied a significant part of the external review process.

Agencies will no doubt be helped by the decisions and preceding comprehensive discussions of the proper interpretation of sections 42, 44 and 46 provided by the Information Commissioner. However, some thought needs to be given to the separate though equally important question of whether or not agencies should consider designing and implementing a policy on confidential information and its sources. Certainly, agencies that did proceed to design such a policy could use their Statement of Affairs document to publicise both its existence and its contents.

Over the next year, the Freedom of Information and Administrative Law Division (FOIALD) will continue to monitor any developments in the application of these specific exemptions.

---

## 1.2

### FOIDERS

---

FOIALD provided at no charge a software program popularly known as 'FOIDERS'. Unfortunately, during the first year of operation there were some difficulties. It appears that in the second year of operation those difficulties have diminished considerably. Some agencies, particularly local government councils where the number of applications is quite small, continue to use manual recording systems instead of FOIDERS.

---

## 1.3

### OVERVIEW OF STATISTICAL DATA

---

Section 108 provides that agencies are required to compile data and remit it for preparation of the Annual Report of the Minister for Justice and Attorney-General, who then tables the report in Parliament. In fact, s. 108(1) states that the Minister shall '*as soon as practicable after the end of each financial year, prepare a report,*' which is then tabled in Parliament.

Generally speaking, compliance with the delivery of data to FOIALD was readily identified as a priority by most State Government agencies. At the local government level, the majority of agencies submitted their data within the first two months after 30 June 1994. However, there were considerable difficulties in compiling data, preparing charts and making statistical comparisons because several local government agencies did not supply their data until mid- to late September 1994. This caused considerable problems for FOIALD because sections of the report that relied on precise figures could not be drafted or settled until all data had been received.

## 1.4

### EVENTS AFFECTING THE FREEDOM OF INFORMATION ACT 1992 (QLD) — 1993/94

Table 1.1, below, presents in summary form a list of significant events that have affected (both directly and indirectly) the interpretation and operation of the *Freedom of Information Act 1992* during this reporting period.

Table 1.1

Summary of events affecting the Queensland *Freedom of Information Act 1992* for 1993/94.

Date	Event affecting <i>Freedom of Information Act 1992</i> (Qld)
13.8.93	Information Commissioner publishes the decision on s. 36 in <i>Fencray</i> .
9.12.93	Information Commissioner publishes the decision in <i>Stewart</i> . There is wide-ranging discussion of the meaning of 'personal affairs' in s. 44 of the Act.
30.1.94	Information Commissioner publishes his decision in 'B'. This decision reiterates the points made in <i>Stewart</i> concerning personal affairs but, more importantly, discusses the proper interpretation of the meaning of 'a confidential source of information' in s. 42 generally as well as providing an extensive analysis of the meaning of 'breach of confidence' and 'confidential information' in s. 46.
31.3.94	The Information Policy Board releases the drafted information standard No. 24, entitled 'Policies for Management of Information within Government'.
16.5.94	Cabinet receives and notes the Queensland Law Reform Commission's report on the re-enactment of s. 48 of the Queensland <i>Freedom of Information Act 1992</i> .
30.5.94	The Information Commissioner publishes his decision in <i>Cannon</i> . This involves an extensive discussion of the proper interpretation of 'business affairs' and 'trade secrets', phrases appearing in s. 45 of the Act.
6.6.94	Information Policy Board releases standard No. 25, 'Guidelines for Consistent Charging for Government Information' (later amended and re-released on 15 August 1994).
20.6.94	Cabinet decides on the question of the re-enactment of s. 48 — the 'secrecy' provision in the Queensland Freedom of Information Act.
27.6.94	Cabinet decides on the application of both the Queensland Freedom of Information Act and the Queensland Judicial Review Act to government-owned corporations.



## **FREEDOM OF INFORMATION AND ADMINISTRATIVE LAW DIVISION**

### **GUIDING PRINCIPLES ...**

---

*And say, finally, whether peace is best preserved by giving energy to the government, or information to the people. This last is the most certain, and the most legitimate engine of government. Educate and inform the whole mass of the people. Enable them to see that it is their interest to preserve peace and order, and they will preserve them.*

Thomas Jefferson,  
President of the United States of America 1801-1809

*Information is the linchpin of the political process. Knowledge is, quite literally, power. If the public is not informed, it cannot take part in the political process with any real effect.*

Commissioner Fitzgerald in  
*Report of a Commission of Inquiry Pursuant to Orders in Council*, p. 126  
(The Fitzgerald Report)

## **2.2**

### **HISTORY AND PRELIMINARY ROLE OF THE FREEDOM OF INFORMATION AND ADMINISTRATIVE LAW DIVISION (FOIALD)**

---

The governments of all States and Territories in Australia (except the Northern Territory) have now enacted local Freedom of Information laws. With the exception of the New South Wales Government, which abolished its implementation unit in July 1991, all other state governments have established and maintained independent administrative law units. Their collective responsibilities have essentially involved providing policy and interpretative assistance to public sector agencies and promoting public awareness and use of the rights guaranteed in the legislation.

In Queensland, following a recommendation of the Electoral and Administrative Commission (EARC) in its final report on Freedom of Information, Cabinet approved the establishment of the Freedom of Information and Administrative Law Division within the Department of Justice and Attorney-General. The Division began operation in October 1991.

Apart from engaging in the normal range of activities associated with Freedom of Information inquiries, FOIALD also helps public sector decision-makers understand their duties under the Judicial Review Act. It also educates the community in the use of Freedom of Information rights and monitors the emergence of fresh administrative law issues and precedents, case law and related public policy developments in both domestic and foreign jurisdictions.

---

## **2.3**

## **POSSIBLE DIRECTIONS — THE FUTURE ROLE OF FOIALD**

---

### **2.3.1**

---

#### **The question of privacy rights**

Should privacy rights eventuate, it will be necessary for an agency to oversee the adoption of privacy principles by individual agencies. The function of implementing the principles and monitoring compliance, as distinct from investigating suspected or reported breaches, will be performed by different agencies — should the Government choose to duplicate the existing structure for administering the Freedom of Information Act.

It would be necessary to consider the scope of the Freedom of Information Act when promoting a full understanding and appreciation of privacy rights among public sector employees. There will be a need to deal with questions about the philosophical relationship between the prescriptions of Freedom of Information laws and privacy rights. There will be an obvious need to develop policies that help agencies harmonise the conflicting obligations of giving access and ensuring privacy.

---

## **2.4**

## **MAJOR ACTIVITIES AND ACHIEVEMENTS OF FOIALD**

---

### **2.4.1**

---

#### **FOIALD's role within the Department of Justice and Attorney-General**

The various divisions within the Department of Justice and Attorney-General have characterised their activities as essentially oriented in one of two ways: 'dispute prevention' or 'dispute resolution'. In exceptional cases, some divisions have a dual focus. When defining its core activities and mapping out the content of its operational activities, FOIALD has always assumed that its strategic focus should be exclusively on dispute prevention.

Hence, since its establishment, FOIALD has relied on several quite specific, overarching strategies to meet its prescribed objective of dispute prevention. Those strategies include :

- providing extensive training and education programs in both Freedom of Information and Judicial Review to state and local government agencies;
- drafting and distributing two policy and procedures manuals (FOI and JR);
- providing personal, telephone and written advice to government agencies;
- providing advice and assistance to community groups and individuals;
- designing systems of scrutiny and evaluation of the effectiveness of both Freedom of Information and Judicial Review rights and remedies;

- designing, supplying and providing special software support, at no charge, to help agencies record and manage data relating to the use of Freedom of Information rights;

As well, FOIALD performs a number of incidental, but important, secretariat functions. It prepares the Annual Report to Parliament, subject to the approval of the Attorney; it acts as a clearing house for the immediate distribution of all Information Commissioner decisions to agencies; it maintains a network of contact and advice with all other administrative law units throughout the Commonwealth; and it liaises regularly with the Local Government Association.

#### 2.4.2

##### Ongoing training

Currently a major function of the Division is providing ongoing training at an advanced level for FOI decision-makers, internal reviewers and coordinators, and beginner courses to cater for the turnaround in FOI staff in agencies.

Ms Megan Carter, who had extensive experience in the Commonwealth and New South Wales FOI jurisdictions, provided invaluable assistance with FOI training over a period of more than two years. The benefit of Ms Carter's continuous training is that it helps promote a consistent approach across all agencies, which is in accordance with the original EARC recommendation. The following table sets out the full details of the training undertaken and coordinated by the FOIALD for this financial year:

Table 2.1

Freedom of Information training for 1993/94.

Type of Training	No. of Evaluations Received	No. of 'Excellent' and 'Very good' responses	% of Total
3 x Coordinator/Decision-maker	38	36	95
4 x Advanced Course	41	35	85
3 x Beginners Course	51	45	88
3 x Internal Review	4	2	50

In all, 15 seminars were conducted. In addition to the 13 full-day training seminars, there were 2 half-day general information sessions and a special half-day seminar for Ministerial Office staff.

Of the responses received for the full-day seminars, nearly 80% rated the training as **excellent** or **very good**.

##### Comments on satisfaction with the service:

The Division prepared a questionnaire seeking feedback on ways to improve the training. Examples of the high rate of satisfaction among respondents are shown here.

Q.1 What is your overall rating of this training?

*'Trainer has an extremely good understanding of the Act and communicates well'*

Department of Lands, 20.4.94

*'Clearly explained issues and concerns, so that they didn't seem so complicated'*

Peninsula & Torres Strait  
Regional Health Authority, 18.4.94

Q.2 Indicate the value/usefulness of the training.

*'Very good/interesting to see how JR/FOI complement each other'*

Department of Premier,  
Economic & Trade Development. 18.4.94

---

### 2.4.3

#### FOI Manual

As part of the implementation process, FOIALD drafted the first Freedom of Information Policy and Procedures Manual, which Cabinet endorsed as a necessary source document for all State Government agencies. The first manual took its direction from case law and precedents established in other jurisdictions. Testimonials from most Freedom of Information coordinators confirm that the manual had initially been a ready tool in helping them to interpret the various provisions of the Act.

In January 1994, FOIALD embarked on redrafting the current manual, principally to take into account an increasing stream of decisions by the Information Commissioner on important matters of principle and interpretation of the Act, as well as changes to legislation. In redrafting, the Division undertook both a formal and an informal survey of FOI decision-makers, seeking their views on the relevance and use value of the existing manual, and their suggestions for improvement. In the second edition, care has been taken to increase the use of 'plain English' terminology.

---

### 2.4.4

#### Advice to agencies

The Division continues to provide oral and written advice to agencies on the many aspects of interpretation, policy and procedural advice relating to Freedom of Information. In particular, it has continued to give advice over the telephone throughout this second year of the Act's operation.

Other assistance that FOIALD gives to agencies includes sending them, without delay, the complete text of each new decision of the Information Commissioner.

---

### 2.4.5

#### Information sessions

In the latter half of 1994, on its own initiative or at the request of an agency, a number of informal information sessions and seminars were conducted by the Division. For example, two important information


sessions were conducted for the Office of Rural Communities, and also a debriefing for the two new QGAP coordinators in the Department of Housing, Local Government and Planning.

#### **2.4.6**

---

##### **Annual Report to Parliament**

Section 108 of the Queensland Freedom of Information Act imposes a statutory obligation upon the Attorney-General to present and table an Annual Report to Parliament on the operation and administration of the Act. Preparation of the report involves multiple tasks. All agencies have a duty to provide full particulars of all applications lodged during the course of the financial year and a subjective evaluation of the important issues arising from the Act's operation over the preceding financial year.



## ROLE AND SIGNIFICANT DECISIONS OF THE INFORMATION COMMISSIONER

The Information Commissioner is the independent external review authority established to investigate and review certain kinds of decisions of agencies and ministers. The Commissioner is empowered to conduct a complete review of the merits of the kinds of decisions described in s. 71(1), with the exception of a decision by the Minister for Justice and Attorney-General to issue a certificate under certain sections of the Act.

The decision of the Information Commissioner replaces the decision of the agency or minister that is the subject of review. In the case of the issuing of a Minister's Certificate under ss. 36, 37 or 42, the Information Commissioner's role is confined to determining whether there were reasonable grounds for issuing the certificate.

Table 3.1

Schedule of decisions from 1 July 1993 to 30 June 1994.

Parties	Decision	Date	Decision under external review
HUDSON as agent for FENCRAV PTY LTD and DEPARTMENT OF THE PREMIER, ECONOMIC AND TRADE DEVELOPMENT	93004	13.08.93	<ul style="list-style-type: none"> <li>• Set aside</li> <li>• Exempt s. 36(1)(a)</li> <li>• Certain matter not exempt s. 36(2)</li> </ul>
DOELLE and LEGAL AID OFFICE	93005	24.11.93	<ul style="list-style-type: none"> <li>• Affirmed</li> </ul>
R.K. STEWART and C.D. STEWART and DEPARTMENT OF TRANSPORT	93006	09.12.93	<ul style="list-style-type: none"> <li>• Affirmed</li> </ul>
TIMMS and DEPARTMENT OF EMPLOYMENT, VOCATIONAL EDUCATION, TRAINING AND INDUSTRIAL RELATIONS	93007	17.12.93	<ul style="list-style-type: none"> <li>• Affirmed</li> </ul>
'B' and BRISBANE NORTH REGIONAL HEALTH AUTHORITY	94001	31.01.94	<ul style="list-style-type: none"> <li>• Affirmed</li> <li>• Exempt s. 46(1)(a) and s.44(1)</li> </ul>
McENIERY and THE MEDICAL BOARD OF QUEENSLAND	94002	28.02.94	<ul style="list-style-type: none"> <li>• Affirmed</li> <li>• Exempt s. 42(1)(b)</li> </ul>
McMAHON and DEPARTMENT OF CONSUMER AFFAIRS			
'T' and QUEENSLAND HEALTH	94004	11.03.94	<ul style="list-style-type: none"> <li>• Part decision affirmed</li> <li>• Partial exemption s. 42(1)(e)</li> </ul>
BRACK and QUEENSLAND CORRECTIVE SERVICES COMMISSION	94005	06.04.94	<ul style="list-style-type: none"> <li>• Affirmed</li> <li>• Exempt s. 46(1)(b)</li> <li>• Information Commissioner has no jurisdiction to deal with request for removal of material from applicant's Case Management File</li> </ul>
BURTON and DEPARTMENT OF HOUSING, LOCAL GOVERNMENT AND PLANNING	94006	18.04.94	<ul style="list-style-type: none"> <li>• Affirmed</li> <li>• Exempt s. 46(1)(a) and s. 46(1)(b)</li> </ul>
SHEPHERD and DEPARTMENT OF HOUSING, LOCAL GOVERNMENT AND PLANNING	94007	18.04.94	<ul style="list-style-type: none"> <li>• Affirmed</li> <li>• Exempt s. 46(1)(a)</li> </ul>
BYRNE and GOLD COAST CITY COUNCIL	94008	12.05.94	<ul style="list-style-type: none"> <li>• Set aside</li> <li>• Exempt s. 44(1)</li> </ul>



Parties	Decision	Date	Decision under external review
CANNON and AUSTRALIAN QUALITY EGG FARMS LTD	94009	30.05.94	<ul style="list-style-type: none"> <li>• Set aside</li> <li>• Partial exemption</li> <li>• s. 45(1)(c)</li> </ul>
BUSSEY and COUNCIL OF THE SHIRE OF BOWEN	94010	24.06.94	<ul style="list-style-type: none"> <li>• Affirmed</li> <li>• Exempt s. 42(1)(b)</li> </ul>
YOUNG and WORKER'S COMPENSATION BOARD OF QUEENSLAND	94011	24.06.94	<ul style="list-style-type: none"> <li>• Discretion not exercised s. 73(1)(d)</li> </ul>
HEARL and MULGRAVE SHIRE COUNCIL	94012	27.06.94	<ul style="list-style-type: none"> <li>• Decision not to review s. 77</li> <li>• Part decision set aside</li> <li>• Exempt s. 43(1)</li> </ul>
NORMAN and MULGRAVE SHIRE COUNCIL	94013	28.06.94	<ul style="list-style-type: none"> <li>• Affirmed</li> <li>• Exempt s. 43(1)</li> </ul>
YABSLEY and DEPARTMENT OF EDUCATION	94014	29.06.94	<ul style="list-style-type: none"> <li>• Affirmed</li> <li>• Exempt s. 44(1)</li> </ul>
GREEN and OFFICE OF THE PARLIAMENTARY COMMISSIONER FOR ADMINISTRATIVE INVESTIGATIONS (QUEENSLAND OMBUDSMAN)	94015	30.06.94	<ul style="list-style-type: none"> <li>• Affirmed</li> <li>• Exempt s. 46(1)(a) and s. 46(1)(b)</li> </ul>

This report looks at several influential decisions brought down by the Information Commissioner during 1993/94. Certain provisions – in particular those relating to personal business affairs, trade secrets and confidential information/confidential sources of information – have generated very detailed and comprehensive discussions, providing essential guidance on the interpretation and application of these sections of the Freedom of Information Act.

## 3.2

## PERSONAL/BUSINESS AFFAIRS

### 3.2.1

#### ***R.K. Stewart & C.D. Stewart and Department of Transport (the Stewart Case)***

The Information Commissioner took the opportunity in the *Stewart Case* to clarify as much as possible the meaning of 'personal affairs' as it is used in the Queensland Freedom of Information Act.

The case concerned an application for access to documents relating to a dispute between several parties (including Mr and Mrs Stewart) concerning the operation of a school crossing. The documents included:

- correspondence between the Department and the applicant;
- documents relating to the applicant's son;
- documents relating to the Department's investigation;
- documents relating to the employment of Mrs Stewart and Mrs Z as crossing supervisors;

- correspondence between the Department and certain third parties, and
- documents relating to an inquiry undertaken by the Parliamentary Commissioner for Administrative Investigations (Ombudsman) into the dispute.

Under s. 29(2) of the Freedom of Information Act, an applicant applying for access to a document that does not concern the applicant's 'personal affairs' is required to pay an application fee of \$30. However, the applicants had declined to pay this fee.

#### **Examination of 'personal affairs' – s. 44**

Under s. 44 of the Freedom of Information Act, the test of exemption is whether the information at issue can be characterised as information concerning someone's 'personal affairs', and there is an exception only where disclosure of such information would on balance be in the public interest. The Commissioner referred to the conflicting interpretations and application of the phrase 'personal affairs' in other jurisdictions and explained that some of the conflict resulted from whether an expansive or restrictive interpretation was given to the term.

In dealing with the issue of whether a corporation can have 'personal affairs', the Commissioner considered that the Queensland Freedom of Information Act compelled the conclusion that where the word 'person' appeared in conjunction with the words 'personal affairs', the word 'person' did not include a corporation. He referred to the authoritative decision of *News Corporation Limited v. NCSC* (1984) 52 ALR 277 to support this proposition.

When pointing out the drafting differences between s. 44 (Matter affecting personal affairs) and s. 45 (Matter relating to trade secrets, business affairs and research), the Commissioner remarked that the way they were drafted clearly showed no intention that the two sections should overlap. He accepted, therefore, that in the Queensland Freedom of Information Act the phrase 'personal affairs of a person' and its variations did not include the business or professional affairs of a person.

The question as to whether the phrase 'personal affairs' bore a consistent meaning throughout the Act was considered by the Commissioner. He found nothing to displace the normal rule of construction that Parliament intended the same words to have the same meaning in different parts of the same statute.

After noting various dictionary definitions of the word 'personal' the Commissioner remarked that a suitable definition to convey the ordinary meaning of 'personal' was 'of or relating to the private aspects of a person's life'. He also referred, with approval, to federal court cases

that had qualified and approved Mr Justice Beaumont's interpretation of 'personal affairs' in *Re Williams* (1985) 8 ALD 219 as 'matters of private concern to the individual' and stated that 'personal affairs' in the Queensland Freedom of Information Act should be interpreted consistently with those federal court cases – namely, *News Corporation Limited v. NCSC*, *Department of Social Security v. Dyrenfurth*, *Wiseman v. the Commonwealth of Australia*, *Bleicher v. ACT Health Authority*, and *Colakovski v. Australian Telecommunications Corporation*.

As to whether information concerning someone's 'personal affairs', which had become widely known in the community or publicly available, would fall within the s. 44(1) exemption, the Commissioner declined to express any conclusive view until an appropriate test case arose. He did, however, refer to *Re Wiseman* (1987) 14 ALD 301 and *Dr JWC Cumes and Department of Foreign Affairs and Trade* (Commonwealth AAT, A85/85, Hartigan J [President] 8 February 1989, unreported), which held that documents containing matters that could easily be verified from public records cannot be said to be 'personal'.

The Commissioner noted that while 'personal' was not to be equated completely with 'private', he thought that the word 'personal' was intended to convey a dimension having to do with privacy. Although he concluded that the word was quite incapable of precise definition, the Commissioner then outlined which matters he considered to be 'personal affairs' matters and which were not. He also discussed certain 'grey areas'.

#### **'Personal affairs' of a person**

The Information Commissioner considered the following matters to be clearly 'personal affairs':

- information of a medical or psychiatric nature;
- affairs relating to family and marital relationships;
- health or ill-health;
- relationships with an emotional tie with other real people;
- domestic responsibilities or financial obligations;
- a person's signature;
- the mention of a person's name in police records or agency records of a similar nature (in association with some possible wrongdoing);
- complaints made by a prisoner as to his or her conditions in prison and information concerning what happens to a prisoner while in prison;
- a person's income (including the gross income payable from the public purse to the holder of a public office, which information, however, it is generally in the public interest to know); and

- information supplied by a prospective tenant for the purpose of obtaining a residential lease.

#### **Matters not 'personal affairs' of a person**

In the Commissioner's opinion, matters not amounting to the 'personal affairs' of a person included:

- information not identifying an individual or which could not readily be associated with an individual;
- information concerning a person's business or professional affairs;
- documents relating to Acts, matters or things done by a person as a representative of another person, body or organisation could not normally fall within the exemption of 'personal affairs', as such information is not personal.

The Commissioner referred to the decision of the New South Wales Court of Appeal in *Commissioner of Police v. the District Court of New South Wales and Perrin* (2 September 1993), which held that the names of police officers and employees involved in the preparation of reports within the New South Wales Police Force could not be classified as information about their 'personal affairs'. What was disclosed was merely the identity of officers and employees of an agency performing their duties.

#### **Grey areas**

1. **Names, addresses and telephone numbers.** The Information Commissioner identified as a grey area the names, addresses and telephone numbers of individuals. He indicated that the correct approach was to consider the context in which that information appeared. For example, if by releasing the name, address or telephone number of a person it would follow that other information would necessarily be released about that person, and that other information might well constitute that person's 'personal affairs', then it might be possible to characterise the name, address or telephone number as concerning a person's 'personal affairs'. Also, a person's residential address, when linked with their name, fell within the concept of 'personal affairs'.

2. **Employment-related matters.** The Information Commissioner considered that a distinction should be drawn between matters relating to an employee as an individual and matters relating to an employee as an agent or representative of their employer, noting that matters in the former category may fall within the meaning of 'personal affairs'. He referred to personnel records, information about personal superannuation contributions, and material disclosing a complaint or

allegation made under the Sex Discrimination Act or Racial Discrimination Act as capable of being regarded as 'personal affairs'.

The Information Commissioner also preferred the approach of the Federal Court of Australia to 'the assessment of work capacity and performance' – namely, that *ordinarily* information about the work capacity and performance of a person is not personal in terms of the exemption under s. 44(1).

3. **One-off transactions.** The Commissioner considered that 'business affairs' related to the affairs of a business undertaking carried on in an organised way (whether full-time or intermittent) with the purpose of obtaining profits or gains (whether or not obtained). Therefore one-off commercial transactions entered into by individuals in relation to their domestic circumstances are ordinarily more likely to constitute an individual's 'personal affairs'. It appears from the Commissioner's decision that the notion of domestic affairs is clearly central to the concept of 'personal affairs'. He went on to point to examples of one-off transactions that could still be regarded as 'personal affairs':

- a person entering into a mortgage agreement to buy a family home;
- a person contracting for the construction of a swimming-pool fence at his or her home;
- an agreement for the lease of residential premises (so far as the tenant is concerned).

4. **Documents with a public character.** The Commissioner held that public affairs and public regulation documents could in some cases contain personal affairs information and therefore be subject to s. 44(1). However, if the information related exclusively to a matter of public policy, public administration or public regulation – even if of personal concern to an individual – such documents did not concern the 'personal affairs' of an individual.

With respect to the documents at issue in the *Stewart Case*, the Commissioner found that some of the documents sought by the Stewarts concerned their 'personal affairs', but many of the requested documents did not, so the application attracted the \$30 application fee. He had affirmed the Department's original decision requiring payment of the application fee under s. 29(2) of the Freedom of Information Act and s. 6 of the FOI Regulation.

### 3.2.2

---

***Timms and Department of  
Employment, Vocational Education,  
Training and Industrial Relations  
(the Timms Case)***

The decision on this case was delivered on 17 December 1993 and focused on whether the documents in question related to the applicant's 'personal affairs' or his 'business affairs'. The decision therefore involved application of principles propounded in the *Stewart Case*.

Mr Timms had applied to the Department of Employment, Vocational Education, Training and Industrial Relations for access to 'all material in your Department's possession in relation to complaints made by [X] against myself'. One relevant document consisted of a letter of complaint from a Mr X about Mr Timms's employment of several people to shear sheep owned by Mr Timms. The material sought had been classified by the Department as relating to 'business affairs' and attracted a \$30 application fee. Mr Timms argued that:

- the documents were of a personal nature;
- the documents related to a hobby; and
- applications of a similar nature to two other Departments were treated as being of a personal nature and no fees were charged.

Referring to the *Stewart Case*, the Commissioner reiterated that people's 'personal affairs' did not include their business or profession. As in the *Stewart Case*, he observed that a one-off transaction entered into in relation to an individual's domestic circumstances was more likely to fall within the individual's 'personal affairs'.

The question remained whether the documents at issue related to a hobby or a business. Apparently Mr Timms was employed by the Queensland Police Service as a police officer and therefore carried on his pastoral activities part-time. The Commissioner remarked that the mere labelling of a commercial undertaking as a 'hobby' was not sufficient to establish that documents relating to that undertaking concerned one's 'personal affairs'. Drawing on taxation law principles to determine whether a particular activity constituted a business, the Commissioner referred to *Thomas v. Federal Commissioner of Taxation* 72 ATC 4094 (at 4099), where it was held that 'a man may carry on a business although he does so in a small way'. He also referred to *Ferguson v. Federal Commissioner of Taxation* 79 ATC 4261, which is the authority for the following proposition: The fact that a taxpayer has a 'main' business or employment on which he or she spends more time does not necessarily preclude a finding in appropriate circumstances that he or she conducts a business.

After considering all the relevant circumstances of the case the Commissioner concluded that most of the documents at issue concerned Mr Timms's business affairs. However, some of the documents related to Mr Timms's personality, reputation and personal finances – matters relating to 'personal affairs'. As in the *Stewart Case*

the Commissioner noted that an applicant need only seek access to one document not containing 'personal affairs' to be charged the \$30 application fee. Thus the decision of the Department made under s. 29(2) of the Freedom of Information Act and s. 6 of the FOI Regulation was affirmed.

### 3.3

### TRADE SECRETS

#### 3.3.1

#### ***Cannon and Australian Quality Egg Farms Limited (the Cannon Case)***

Members of the business community will no doubt find the decision in the *Cannon Case* most informative. Here the Commissioner was substantially involved in the interpretation of s. 45(1) of the Freedom of Information Act – Matters relating to trade secrets and business affairs. Before giving a detailed analysis of the section, however, the Commissioner first noted the objective of the Freedom of Information Act to '[enhance] government accountability and [keep] the community informed of government operations' (s. 5(1)(a) and (b)), and then referred to s.5(2), which explicitly recognises that disclosure of particular information could be contrary to the public interest because it would in some instances have a prejudicial effect on the business affairs of members of the community. Because these two areas are in conflict, it was necessary to strike a balance between them.

A general overview of s. 45(1) followed:

- Section 45(1)(a) concerned trade secrets – the provision was not qualified by a public-interest balancing test.
- Section 45(1)(b) related to commercially valuable information (other than trade secrets). This was also not qualified by a public-interest balancing test.
- Section 45(1)(c) was concerned with three important elements, namely:
  - (i) characterisation of information;
  - (ii) prejudicial effect; and
  - (iii) public-interest balancing test.

#### **Observation on s. 45(1)(a) – Trade secrets**

Clearly, there was some overlap between s. 45(a)(a) and s. 46(1)(a) or (b) of the Freedom of Information Act in that information that disclosed trade secrets would probably have been communicated in confidence, thus activating the exemption under s. 46(1). However, the proper application of s. 45(1)(a) was dependent on the 'characterisation' of the information as trade secrets. Six criteria, drawn from *Ansell Rubber Co. Pty Ltd v. Allied Rubber Industries Pty Ltd* [1967] VR 37, provided a useful guide:

1. The extent to which the information is known outside the business
2. The extent to which the information is known by employees and others involved in the business
3. The extent of measures taken to guard the secrecy of the information
4. The value of the information to the owner and competitors
5. The amount of effort or money expended in developing the information
6. The ease or difficulty with which the information could be properly acquired or duplicated by others.

The Commissioner observed that although 'technicality' was not a requirement, the more technical the information was, the more likely it was that it would be classed as a trade secret. Other factors included:

- the necessity for secrecy, including the taking of appropriate steps to confine dissemination of the information to those who need to know for the purposes of the business and to those who are pledged to observe confidentiality;
- the likelihood that the information may lose its secret character with the passage of time;
- the likelihood that the information would be used in, or useable in, a trade or business;
- the degree of advantage that trade rivals would gain by having the information;
- the acknowledgment that trade secrets can include not only secret formulae for the manufacture of products but also information about customers and their needs.

#### **Analysis of s. 45(1)(b)**

This provision applied only to information (other than trade secrets) whose commercial value would be destroyed or diminished by disclosure.

1. **Section 1(b)(i) – Commercial value.** The meaning of 'commercial value' was then discussed. In the Commissioner's opinion, there were two possible interpretations of the phrase. The first (and what was primarily intended) was that information had a commercial value if the information was valuable for the purposes of carrying on the commercial activity of the agency or other person. Information was valuable if it was important or essential to the profitability or viability of a business or commercial transaction.



The second interpretation was that information has commercial value to an agency or another person if a genuine, arms-length buyer was prepared to purchase that information. Disclosure under the Freedom of Information Act would in these circumstances destroy or diminish that information's market value. Also, the fact that a genuine market existed for the information strongly indicated that the information was valuable for the purpose of carrying on commercial activity.

The Commissioner went on to note that information that is old or out of date or relates to a one-off, concluded transaction may have no remaining commercial value. Also, publicly available information has no commercial value that could be destroyed or diminished by disclosure.

**2. Section 45(1)(b)(ii) – Destroy or diminish commercial value.** This provision entailed consideration of whether disclosure could reasonably be expected to destroy or diminish the information's commercial value. Put succinctly, there must be a reasonable basis (rather than mere speculation) for an expectation that the commercial value of information would be destroyed or diminished by its disclosure. It may be necessary to consider whether the information was already in the public domain or common knowledge in the relevant industry when assessing whether disclosure under the Freedom of Information Act could reasonably be expected to diminish its commercial value.

#### **Analysis of s. 45(1)(c)**

The Commissioner remarked that, in contrast to the two previous subsections, the information under s. 45(1)(c) need not be valuable as such to qualify for exemption. If information about a business (even information that was not commercially valuable) would, if disclosed, damage that business, then s. 45(1)(c) could be raised. Importantly, for information to be exempt under s. 45(1)(c) it must satisfy the cumulative requirements of s. 45(1)(c)(i) and (ii) and then survive the public-interest balancing test incorporated within s. 45(1)(c). The Commissioner detailed the various elements of the section:

- 1. Characterisation.** The information had to be information (other than trade secrets or information mentioned in s. 45(1)(b)) concerning the *business, professional, commercial or financial* affairs of an agency or another person. As these words were not defined in the Act, they were to be given their ordinary meaning.
- 2. Prejudicial effects.** The Commissioner noted that once information has been characterised as falling within s. 45(1)(c)(i), a *prima facie* case for exemption was established where it was shown that disclosure could reasonably be expected to have either of the two prejudicial consequences noted in s. 45(1)(c)(ii):

- (i) There must be an adverse effect (often pecuniary) on the business, professional, commercial or financial affairs of the agency or other person. Evaluation of whether the information was capable of causing competitive harm was also relevant.

Or:

- (ii) The continued supply of information to government must be threatened. Consideration of whether information was supplied voluntarily or compulsorily was also relevant to the determination of this test.

3. **Public-interest balancing test.** The Commissioner noted that, even if the information satisfied the requirements of s. 45(1)(c)(i) and (ii), the *prima facie* ground for exemption could be outweighed by public interest considerations favouring disclosure. The decision often involved questions of fine judgment.

In conclusion, and in applying s. 45(1) to the matter in issue, the Commissioner observed that the case was relatively straightforward. The information did not involve trade secrets, nor was it commercially valuable. Access to the documents in question was allowed on condition that the parts comprising the matter exempt under s. 45(1)(c) were deleted.

## 3.4

## CONFIDENTIAL INFORMATION/CONFIDENTIAL SOURCES OF INFORMATION

### 3.4.1

#### ***B and Brisbane North Regional Health Authority (the B Case)***

The Information Commissioner delivered a comprehensive statement on the interpretation and application of ss. 44 and 46 of the Freedom of Information Act in *B and Brisbane North Regional Health Authority*. The decision was delivered on 31 January 1994. Briefly, B sought access to an entry in B's medical records held by Brisbane North Regional Health Authority. Access to the entry had been denied by the Authority because it referred to the personal affairs of a third party and included information provided by that third party in confidence and thus exempt from disclosure under ss. 44 and 46 of the Act.

#### **Interpretation of s. 46 – Confidential information**

In his analysis of s. 46(1)(a) the Commissioner drew on the general law principles that govern an action for breach of confidence and considered that the words of the sections 'found an action for breach of confidence' covered:

- (a) a cause of action for breach of a contractual obligation of confidence;

- (b) a cause of action for breach of an equitable duty of confidence;  
and
- (c) a cause of action for breach of a fiduciary duty of confidence  
and fidelity.

On the facts, the matter at issue fell within category (b), allowing the Commissioner to explain, by reference to certain criteria, the rather nebulous concept of 'confidential information'.

- First, it was necessary to identify specifically the information at issue in order to establish that it was secret. For the purposes of the Freedom of Information Act, matter in a document that is claimed to be exempt under s. 46(1)(a) must therefore be clearly specified and differentiated from other matter generally available for access under section 21.
- Next, the information must possess the 'necessary quality of confidence'; i.e. it should be sufficiently secret – it must not be in the public domain or publicly available and it must not be trivial or useless information.
- The third criterion – receiving the information in such circumstances as to impart an obligation of confidence – required an evaluation of all of the relevant circumstances in which the confidential information was imparted. The Commissioner noted that the relevant circumstances will include (but are not limited to) the nature of the relationship between the parties, the nature and sensitivity of the information and whether the information was disclosed for some limited purpose.
- An unauthorised use of confidential information, e.g. where the original confider has not consented to the disclosure of the information, was the fourth criterion.
- Finally, after discussing whether detriment to the plaintiff was a necessary fifth criterion, the Commissioner remarked that it would be prudent to apply s. 46(1)(a) of the Freedom of Information Act on that basis – i.e. the original confider would suffer some form of detriment if the confidential information were disclosed.

On applying the above criteria to the fact, the Commissioner concluded that disclosure of the information at issue would justify an action for breach of confidence and it therefore constituted exempt matter under s. 46(1)(a) of the Freedom of Information Act.

After remarking that s. 46(1)(a) and s. 46(1)(b) overlapped to a certain extent, the Commissioner went on to list three cumulative requirements that must be satisfied before the *prima facie* ground of exemption under s. 46(1)(b) could be established. These were:

- (a) that matter at issue must consist of information of a confidential nature;
- (b) that it was communicated in confidence; and
- (c) that its disclosure could reasonably be expected to prejudice the future supply of such information.

He considered that the phrase 'communicated in confidence' under (b), above, conveyed the notion that there should be mutual expectations that the information would be treated in confidence. This again called for an examination of all the relevant circumstances and evidence that might justify a finding that there was a common express or implicit understanding that the information was confidential. With respect to requirement (c), the test to be applied was whether disclosure could reasonably be expected to prejudice the future supply of such information (from a substantial number of the sources available or likely to be available to an agency) and not whether the particular confider could reasonably be expected to refuse to supply such information in the future.

#### **Interpretation of s. 44 – Personal affairs**

The Information Commissioner discussed the application of s. 44 to the matter at issue and referred to principles previously stated in the *Stewart Case*. The situation in B's case was rather complicated in that information concerning the personal affairs of B was inextricably intertwined with the information concerning the personal affairs of the third party, namely the identity of that third party and the substance of the information provided to the Authority. Access to the documents in question would therefore have disclosed the third party's personal affairs. B argued that there was a public interest in patients gaining access to information about their medical treatment. However, the Commissioner emphasised that the information in question did not concern B's medical treatment; it was entirely non-clinical, consisting of an opinion and general concerns held by the third party about B's interests and welfare. The *prima facie* ground of exemption under s. 44(1) was, in these circumstances, not displaced by any public interest considerations favouring disclosure.

In conclusion, the Commissioner affirmed the decision under review, ruling that the matter at issue was exempt under s. 46(1)(a) and s. 44(1) of the Freedom of Information Act.

#### **3.4.2**

##### ***McEniery and the Medical Board of Queensland (the McEniery Case)***

Interesting observations were made about the nature of a 'confidential source' of information in the *McEniery Case*, brought down on 28 February 1994. A request had been made for access to an original letter of complaint that would have identified the person who asked the Board to investigate whether the applicant was guilty of professional misconduct.

The Commissioner noted that there existed under the Freedom of Information Act at least three bases on which a person's identity may be exempted from disclosure:

1. Section 44(1) – the 'personal affairs' exemption detailed in the *Stewart Case*;
2. Section 46(1) – explained and applied in the *B Case*, where the Commissioner referred to *G v. Day* (1982) 1 NSWLR 24, which held that, although a person's identity is ordinarily not confidential information, the connection of a person's identity with the imparting of confidential information can amount to secret or confidential information; and
3. Section 42(1)(b), which refers to a 'confidential source' of information rather than a source of confidential information. Under this provision, the information supplied need not necessarily be confidential; however, a necessary requirement under s. 42(1)(b) is that the information relate to the enforcement or administration of the law.

An analysis of what constituted a confidential source of information followed. Of particular relevance in the Commissioner's view was a statement by Keely J in *Department of Health v. Jephcott* (1985) 62 ALR 421 that, 'a confidential source of information ... means a person who has supplied information on the understanding, express or implied, that his or her identity will remain confidential'. The Commissioner explained that this would necessitate a common understanding, either express or implicit, between the provider of information and the recipient that the source would remain confidential. An implied understanding of confidentiality, based on a reasonable expectation that the provider's identity could (in all the circumstances of the case) remain confidential, was discussed at length by the Commissioner. Some practical examples were provided. Confidentiality could reasonably be expected where:

- the information could be verified by the agency's investigators;
- the source directed the agency's attention to physical or documentary evidence that spoke for itself.

However,


- if the agency depended for a conviction in a criminal trial on an informant's evidence, then that informant had to be produced to give evidence. In such circumstances, any expectation of keeping the informant's identity confidential could not be said to be reasonably based.

The Commissioner also remarked that any express assurance that the informant's identity remain secret would ordinarily qualify the

informant as a confidential source of information, at least until the confidentiality of the informant's identity was lost or abandoned.

On the facts, the information supplied related to the enforcement or administration of the law. The *Medical Act 1939* provided for the regulation in the public interest of the practice of medicine, including among other things, the requirement that medical practitioners be registered and prescribing examples of conduct that would amount to professional misconduct.

A general evaluation of all relevant circumstances convinced the Commissioner that the information was received by the Board on an implied understanding that the informant's identity would remain confidential, thus qualifying the informant as a confidential source of information and exempt under s. 42(1)(b).



## FOI — A COMPARATIVE ANALYSIS

Table 4.1 compares the fees and charges operating in various jurisdictions. Queensland continues to provide the cheapest access to information. Neither application fees nor photocopying charges are imposed on people seeking personal affairs information. This is significant, as personal affairs applications accounted for 72% of the total number of active applications recorded during the year.

Access to internal and external review is also entirely free of charge in Queensland. This is also the situation in Tasmania and Western Australia. Some jurisdictions, however, continue to impose substantial charges for such reviews.

Waiver of fees and charges is available in cases of financial hardship and public interest in certain States. However, such a provision does not apply in Queensland. In Queensland no charge is made for processing, supervision, consultation or decision-making.

Table 4.1

Fees and charges around Australia.

Jurisdiction	Application fee	Charges	Internal review	External review
Qld	Nil for personal affairs information. \$30 for non-personal information only.	Nil for photocopies of personal affairs information. No charge for processing or decision-making; 50c per photocopy page — non-personal affairs requests only; 'reasonable costs' to view transcript or written form of computerised information.	Nil	Nil
C'wlth	\$30	\$15 per hour for search and retrieval of documents; \$20 per hour for decision-making and consultation; \$4.40 per page of transcripts of sound recordings, shorthand; \$6.25 per half hour inspection; no charge for applicant's income support documents.	\$40	\$300
Vic.	\$20. Waived or reduced if payment would cause hardship.	As per guidelines for processing request; \$20 per hour search time; maximum \$100 processing charge; 20c per photocopy page; charges waived for personal affairs, public interest and Members of Parliament; applicant advised if charges likely to exceed \$50; copying charges for personal records waived or reduced in cases of hardship.		
NSW	\$20–\$30	Processing charge — for personal affairs \$30 per hour after first 20 hours; processing other requests \$30 per hour; no charge for amendment of records; fees and charges reduced if financial hardship or in the public interest.	\$20–\$40	Nil
SA	\$20	\$30 per hour processing non-personal affairs information; personal affairs information — first 2 hours no charge then \$7.50 per 15 minutes; 10c per photocopy page; \$4.40 per page of written transcript.	\$20	Nil

Jurisdiction	Application fee	Charges	Internal review	External review
Tas.	Nil	\$25 per hour processing; \$25 per hour supervision; 20c per photocopy page; \$15 per double-spaced A4 page transcript; no charge for 'routine' requests; charges waived or reduced on personal affairs requests, public interest or financial hardship; no charge for Members of Parliament on official matters; applicant notified if charges exceed \$25; maximum charge \$400.	Nil	Nil
ACT	\$30	No charge for personal affairs requests; \$15 per hour for retrieval of documents; \$20 per hour for decision-making and consultation; 10c per photocopy page; \$12.50 per hour for supervised access; maximum 2 hours retrieval and 2 hours decision-making for personal information requests.	\$40	\$300
WA	\$30	No charge for applicant's personal information; \$30 per hour for processing non-personal information; \$30 per hour for supervised access; \$30 per hour for staff time and 20c per photocopy page; \$30 per hour for written transcript from tape or other device; charges reduced 25% for financial hardship or if pensioner.	Nil	Nil

Table 4.2 compares the number of FOI applications in each State and Territory during the second year of operation of FOI in each of those jurisdictions. Queensland is the leader in the use of FOI, recording a total of 7465 requests for access to information under the Freedom of Information Act. This statistic includes both personal and non-personal applications to State Government agencies and local authority councils. Of this total, 518 (6.9%) were fully refused. This refusal rate is comparable to the second year of operation in Tasmania (6.7%) and South Australia (7.4%) and lower than that of the ACT (8.4%). Bearing in mind Queensland's low refusal rate, one can reasonably assume that the object of the Freedom of Information Act as stated in s. 4 – *...to extend as far as possible the right of the community to have access to information held by Queensland government* – is being accomplished.

It is still the situation that, in most jurisdictions, requests for documents that relate to the applicant's personal affairs continue to constitute the largest proportion of requests received under FOI legislation – Queensland (72%), South Australia (81%) and ACT (80.7%). Personal affairs applications accounted for a relatively small percentage of the total number of applications in Tasmania (12.4%). In Queensland, personal affairs applications (72%) are slightly lower than last year (75.4%). Perhaps the slight decrease in this type of application can be attributed to the development and use of Administrative Access



schemes outside the Freedom of Information Act as outlined in chapter 6 of this report. This was the situation in the ACT, where in the second year of operation of its FOI legislation there was a significant decline in the number of requests received. Apparently requests for medical records during this period were largely dealt with outside the Act, and this accounted for the decline in the number of requests received during the reporting period.

Requests for non-personal information in Queensland represented 28% of the total number of applications received, higher than that reported in the second year of FOI in South Australia (19%) and the ACT (19.3%). All jurisdictions except Tasmania have an application fee for access to such information (as detailed in table 4.1).

Table 4.2

Comparative Table of Applications<sup>1</sup>/Refusals — 2nd Year of Operation of the FOI Act.

Jurisdiction	Applications — 2nd Year of Operation of the FOI Act					Refusals	
	Personal	%	Non-personal	%	Total	In full	%
Queensland 1993/94	5375	72%	2090	28%	7465	518	6.9%
South Australia 1992/93	2486	81%	579	19%	3065	227	7.4%
ACT 1990/91	96	80.7%	23	19.3%	119 <sup>2</sup>	10	8.4%
Victoria 1984/85	2362	46.9%	2676	53.1%	5038	'significantly lower than 1983/84'	
Tasmania <sup>3</sup> 1993/94	155	12.4%	1094	87.6%	1249	84	6.7%
New South Wales 1990/91	* Top 20 <sup>4</sup> Agencies = 1342						

<sup>1</sup> Applications refer to 'active' applications. Active applications do not include requests that have lapsed or been withdrawn during the reporting period.

<sup>2</sup> This total refers to active requests, of which 93 were received during the year and 26 were carried over from previous year.

<sup>3</sup> Statistics for Tasmania subject to final checking and verification.

<sup>4</sup> Central collection of statistical information is no longer undertaken since the closure of the NSW FOI Unit. These statistics were obtained from *Freedom of Information Review*, July, 1994, conducted by Margaret Allars, Associate Professor, Faculty of Law, the University of Sydney.


Table 4.3 lists the applications for the top 20 agencies and councils for the reporting year. The total number of applications amounted to 7311, the majority (4682) being directed to the Worker's Compensation Board, the Department of Health and the Queensland Police Service. A high percentage of the requests to these 3 agencies related to personal affairs applications. The total figure of 7311 far exceeds the total number of applications received by the top 20 agencies in New South Wales in the second year of operation (1342).

Table 4.3

Top 20 agencies and councils.

Portfolio/Agency	Total Applications
Worker's Compensation Board	2426
Department of Health <sup>5</sup>	1531
Queensland Police Service	725
Queensland Corrective Services Commission	279
Department of Family Services	643
Department of Employment, Vocational Education, Training and Industrial Relations	233
Department of Education	201
Department of Transport	155
Department of Lands	148
Brisbane City Council	143
Department of Primary Industries	128
Queensland Rail	115
Board Trustees State Public Sector Super Fund	108
Department of Housing and Local Government	99
Legal Aid Office (Queensland)	84
Department of Minerals and Energy	82
Department of Justice and Attorney-General	74
Criminal Justice Commission	65
Department of Treasury	43
Office of Consumer Affairs	41
<b>Total:</b>	<b>7311</b>

<sup>5</sup> For these purposes, the term 'Department of Health' includes the 13 Regional Health Authorities and Central Office.



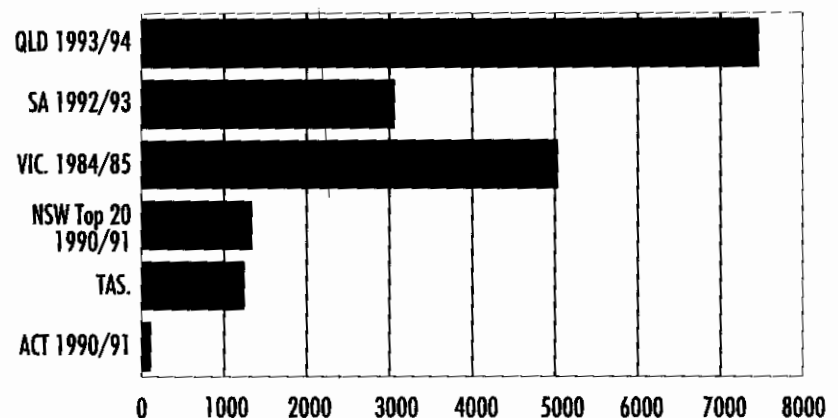
## FOI AND ITS USERS

Neither the Government nor FOIALD has access to the identity of applicants. This chapter will have a strong comparative focus, drawing on source material contained in the first Annual Report. Additionally, some other valuable indications of the uses to which applicants wish to put the FOI information are (incompletely) gleaned from an analysis of the Information Commissioner's decisions.

Figure 5.1<sup>1</sup> provides objective confirmation that Queenslanders continue to take advantage of their rights under the Act. A total of 7465 applications were lodged this financial year with State Government agencies. Table 4.2, which compares second-year performances across all Australian jurisdictions, confirms that Queensland has the highest rate of FOI applications. This is quite significant, given that a number of Queensland agencies have moved to introduce special 'administrative access' schemes to help members of the community to locate or retrieve specific information without needing to use the FOI process.

Figure 5.1

Comparison by States of active applications, second year of operation.



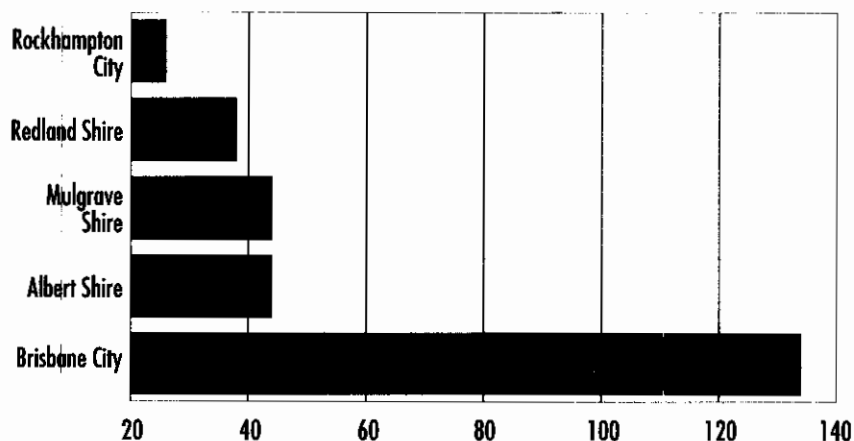
Looking at the rate of activity and the overall total of applications for local government councils confirms that freedom of information has also been well received in the community. It is slightly more difficult to make meaningful comparisons between the hard data for 1992/93 and 1993/94 when focusing on the collective performance of the local government sector. The Freedom of Information Act permitted a staggered introduction, and so its application to local government councils did not begin until May 1993. The data relating to the local government sector and reproduced in the first Annual Report covered a period of six weeks. Comparing the first and second year's application activity for councils, then, may be a somewhat dubious exercise. Indeed, it could be argued that a serious analysis of trends in rates of usage and overall activity among local government councils should be postponed until the end of the third year of operation.

<sup>1</sup> NSW top 20 statistics obtained from *Freedom of Information Review*, July, 1994, conducted by Margaret Allars, Associate Professor, Faculty of Law, the University of Sydney.

Despite the limitations on the usefulness of comparing the first and second year's application activity, it is obvious that, as predicted, total activity has been high (704 applications). The Brisbane City Council dealt with the greatest number of applications. In last year's Annual Report, it was predicted that there would be a marked increase in applications lodged with local government councils. That has been the case. The total number of applications dealt with by local government in this financial year was 704. Figure 5.2 shows the applications received by the top 5 local government councils this reporting year.

Figure 5.2

Applications received by the top 5 local government councils.



Again this financial year, applications for personal affairs documents continued to make up the majority of all applications. Of the applications received during this period, agencies classified 72.0% as personal affairs applications. This compares with 75.4% last year. Table 5.1 shows the top 10 agencies by applications, and the numbers of personal and non-personal applications received in the year by each.

Table 5.1:

Comparison of top 10 agencies for years 1992/93 and 1993/94 by type of application.

93/94	92/93	Agency	92/93	P%	N%	93/94	P%	N%
1	(1)	Worker's Compensation Board	1181	99.0	1.0	2244	99.7	0.3
2	(2)	Qld Police Service	412	47.6	52.4	599	19.5	80.5
3	(3)	Bne Nth Regn Hlth Authority	288	85.1	14.9	528	90.0	9.1
4	(6)	Dept of Family Services	204	90.2	9.8	446	94.4	5.6
5	(7)	Bne Sth Regn Hlth Authority	200	89.5	10.5	305	93.8	6.2
6	(9)	Dept of Employment, Vocational Education, Training and Industrial Relations	94	64.9	35.1	220	69.5	30.5
7	(8)	Dept of Education	115	73.9	26.1	184	67.9	32.1
8	(5)	Dept of Transport	229	14.4	85.6	144	10.4	89.6
9	(18)	West Moreton Regn Hlth Authority	58	89.7	10.3	142	81.7	18.3
10	(12)	Peninsula & Torres Strait Regn Hlth Authority	73	79.5	20.5	111	86.5	13.5

P = Personal N = Non-personal

There are a number of interesting aspects to this table that should be mentioned. The figures in the table come from slightly different contexts because the first Annual Report did not include data for a full year. It included post-November 1992 data for State Government agencies and data from an even shorter period for local government councils. The second Annual Report is in fact the first report to compile data from one full year.

It would appear that the impact of the introduction of agency-specific, approved 'administrative access' arrangements has not reduced the overall rate of increase in application activity. What emerges is that, compared with those agencies that do not have an administrative access program for select documents, the **general** rate of percentage increase in application activity agency by agency has been uniform. For example, the rate of increase as expressed by comparing absolute numbers of applications for the last two financial years indicates that there is no appreciable difference in activity rate between the Department of Family Services, which does not have any administrative access schemes, and the Worker's Compensation Board, which has had an administrative access scheme available to injured workers and their legal representatives for some time. In both cases, the number of applications more than doubled.

This pattern has been generally established by the experience of the Worker's Compensation Board. The Board introduced an administrative access arrangement, which did not take effect until February 1994. After June 1994 the number of applications it received each week began to drop. From a high of 60 Freedom of Information applications a week, the number has now fallen to about 30. The drop of 50% is a direct result of introducing the administrative access scheme, but the time between establishing such a scheme and a measurable drop in application activity may be as long as three months. In fact, the length of the time depends on how well the arrangement has been publicised.

It should be noted that the Health Department introduced its administrative access scheme in January 1993. In the financial year after its introduction, the Brisbane North Regional Health Authority received almost twice as many FOI and administrative access applications as in the previous financial year.

Except for the Queensland Police Service, all agencies with developed administrative access policies found that the number of applications increased by more than 50%. In some cases the growth rate was nearer to 100%. For Queensland Police it was just under 50%. However, the percentage of personal affairs applications dropped substantially from just under half of all applications in 1992/93 to just under 20% this financial year. This dramatic change may indicate that the

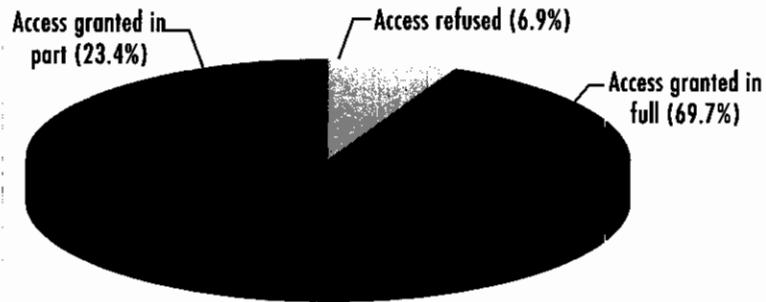
administrative access arrangement introduced by the Queensland Police Service has been particularly effective, though the exact reasons are unknown.

In all other cases, the percentage of personal affairs applications remained about the same and there were no dramatic departures from the proportion recorded in 1992/93. This confirms an initial pattern – that is, the top 10 agencies are dominated by personal affairs applications. Most applicants want to see their health record, obtain a copy of a report of an accident in which they have been involved, see their employee-related documents with Worker's Compensation Board as an aid to litigation or view court documents involved in criminal prosecutions.

The percentage of applications to which **full** access was permitted increased by almost 5% to 69.7%. See figure 5.3, below. Full access in the first year of operation was 64.9% (see chart 5.2 on page 22 of the first Annual Report), and 23.4% of all applications were granted partial access. The net effect was that full refusals fell from 8.1% in 1992/93 to 6.9% in 1993/94.

Figure 5.3

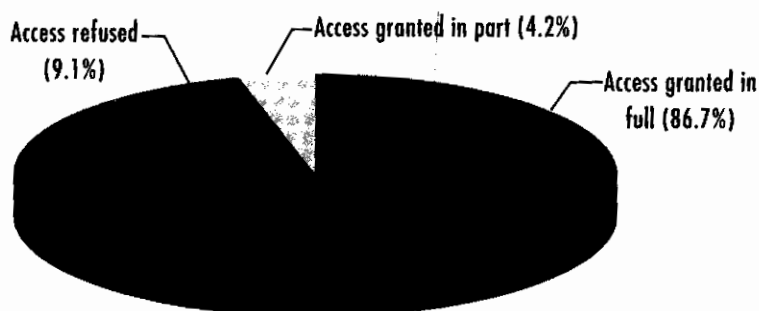
State government agencies. Access decisions on applications.



It is somewhat anomalous, then, that figure 5.4, which analyses access decisions on **documents**, indicates a fall in both full and partial access to **documents** as opposed to applications. While figure 5.3 indicates that overall access, in terms of applications, has increased, that change has not been reflected in document access. Similarly, document access has decreased (see the corresponding chart in the first Annual Report). In that year, full access was granted to 89.9% of all documents, whereas in 1993/94 full access was granted to only 86.7%.

Figure 5.4

State government agencies. Access decisions on documents.



In an effort to understand what significant patterns of activity were appearing, a special chart was created to compare numbers of documents per application by individual agency. As well, comparisons were made on the basis of the average number of documents per application per agency.

This analysis revealed some interesting trends. While table 5.1 – Comparison of the top 20 agencies – was compiled by referring exclusively to the total number of applications, it appeared that a completely different set of agencies would have emerged in the top 20 had the table been prepared with total number of documents in mind. For example, in one application alone, the public authority GRAINCO dealt with 25 000 documents! To equal that number, the Worker's Compensation Board would need to process nearly 300 applications. In fact, if document activity were the touchstone, the Lands Department would top the list. The average number of documents per application for that agency exceeded 900. Generally speaking, some distortion of the average number of documents per application occurs whenever there is a particularly voluminous request.

Figure 5.5 – State Government agencies. FOI applications: Where they are going – also establishes that more applications are made to the Worker's Compensation Board than to any other body. Just under a third of all FOI applications are lodged with the Board. This figure also repeats an earlier theme – that the overall application activity rate for the Board has not as yet reached its peak. For reasons already outlined, it is too early to predict what different pattern may emerge during the third year of operation, given that the Board's administrative access arrangement for informal access to injured workers' accident reports and records began, in a practical way, in February this year.

Unlike the Worker's Compensation Board, the Health portfolio experienced only a minor increase in FOI application activity – up from 18.6% in 1992/93 to 19.6% this year. However, in the same year it received over 2000 administrative access requests. In the Queensland Police Service the trend was reversed. Its applications as a percentage of

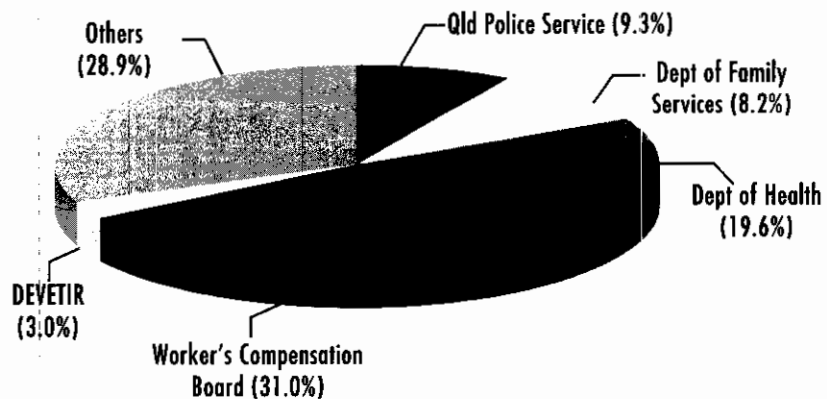
total numbers received declined from 12.1% in 1992/93 to 9.3% in 1993/94. However, despite the decline, the overall rate of application activity was sufficient to give it second place in the top 20 State Government agencies (see table 5.1) two years in a row.

The increase in application activity for the Worker's Compensation Board was almost entirely derived from the other sector of the graph. In 1992/93 all State Government agencies, with the exception of Health portfolio, the Worker's Compensation Board, the Department of Transport and the Queensland Police Service, received 36.9% of all applications. In 1993/94 that proportion had fallen to 28.9% and the surplus, based on the analysis above, appears to have directly flowed to the Worker's Compensation Board. Somewhat surprisingly, the Department of Transport had disappeared from the top 5, though application activity was still sufficiently strong for it to make eighth spot in the top 10.

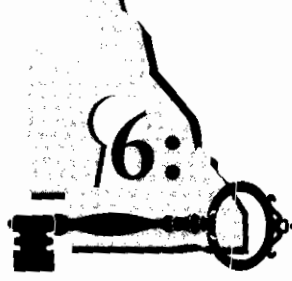
Most agencies reported that the media continued to be frequent users of the Act. However, a number of the agencies reported that the applications journalists were lodging were not specific. Though the agencies were quite happy to process them, they reported that it was difficult to contact the journalists to get a clearer idea of what documents they were seeking.

Figure 5.5

State government agencies. FOI applications: Where they are going.





**ADMINISTRATIVE ACCESS**

---

In an effort to reduce administrative difficulties and streamline services, several agencies have introduced administrative access schemes as an alternative to the FOI process. These are briefly described below:

- **Queensland Health** developed and implemented administrative access to health records (administrative access policy) in January 1993. This scheme is now actively promoted as the preferred mechanism for access throughout Queensland Health. Under the scheme, individuals are able to view their own health records (and be provided with photocopies) with the supervision of a treating health professional or other appropriate health professional. Information in the record can be explained or clarified by the health professional at the time of inspection. The Department reports that acceptance and use of this alternative means of access has slowly increased and believes that this is the most appropriate avenue for access to most health records, particularly as it promotes supervised access and thus enhances the therapeutic relationship between the patient and the treating health professional. Further, Queensland Health has published a brochure containing a brief summary of the administrative access policy, and both the brochure and the policy document have been distributed throughout Queensland. More than 2000 applicants were given access to their records under this scheme during the year.
- **The Worker's Compensation Board**, in January 1994, introduced administrative access for injured workers (or their authorised agents) to their claim files. This appears to have halved the number of FOI applications and reduced turnaround time to approximately 14 days. Clearly, there has been an upward trend in the demand for access to these documents under the scheme, and administrative access applications are expected to reach 3000 this financial year.
- **The Queensland Police Service** advises that a number of procedures have been implemented that allow documents to be accessed outside the provisions of the Freedom of Information Act. In particular, insurance companies and solicitors have direct access, subject to certain conditions, to computer records of traffic accidents.
- **Queensland Emergency Services (and Consumer Affairs)** have held discussions with the Human Resource Management Branch to facilitate access to personnel documents outside the FOI process.

With the development of these schemes and the general right of access under s. 21 of the Freedom of Information Act, Queenslanders can now be assured of easier, more efficient access to useful information held by government.

## 6.2

## ACCOUNTABILITY/STATEMENT OF AFFAIRS

Under Part 2 of the legislation, 'Publication of Certain Documents and Information', agencies are obliged to publish an up-to-date statement of their affairs. This has produced not only greater accountability on the part of government but also a greater awareness by the public of the role of different government agencies. From the departmental responses submitted to FOIALD it is clear that departments, agencies and local government councils are fully aware of their responsibilities under the legislation and are continually engaged in updating and evaluating policy and statement of affairs publications. With greater accountability and open access under FOI comes higher quality administration across all areas of government. Practically speaking, this includes better record-keeping, records management and report-writing.

## 6.3

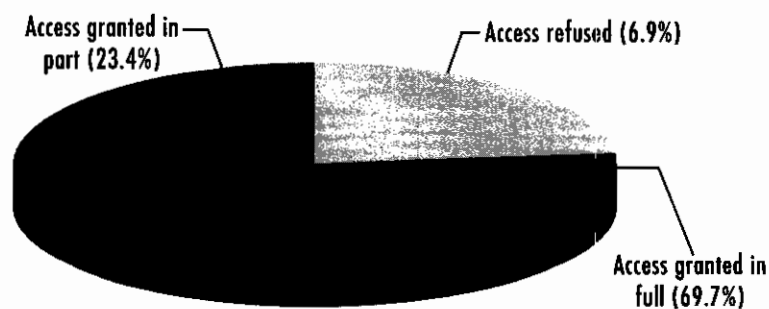
## EFFICIENCY

Efficiency is also increased by government awareness of the need for objectivity and accountability in dealing with the public. Table 3.1 suggests that the quality of objective decision-making has improved since the introduction of FOI legislation – of the 19 decisions taken on external review, 13 were affirmed by the Information Commissioner. A comparatively small percentage of applications for access were refused during the year (6.9%). This suggests that FOI's open-access policy has improved communications and understanding between government and the public.

Figure 6.1, below, depicts the percentage of applications that were granted partial and full access by State Government agencies throughout the year. Of the applications processed, 69.7% were provided in full and 23.4% were granted partial access.

Figure 6.1

State Government agencies. Percentage access on applications.



## 6.4


## AMENDMENT OF PERSONAL RECORDS

A significant benefit under Part 4 of the Freedom of Information Act is the right of the public to obtain, and if necessary correct, personal affairs information held by government. This facility improves the accountability and efficiency of the public sector. (Figure 6.2, below, details the percentage of applications to amend personal affairs records held by Queensland Government agencies during this reporting period.) Statistics received indicated the following breakdown of amendments to personal records:

- 167 documents notated;
- 46 documents altered and notated; and
- 24 documents altered.

Figure 6.2

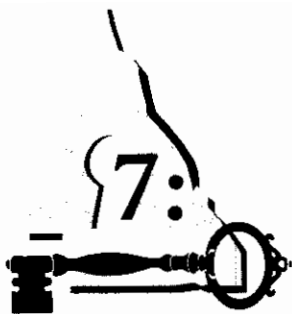
State government agencies. Amendment to personal records.



## 6.5

## COSTS

Several departments, local government councils and other agencies expressed considerable concern about the high cost of administering the Freedom of Information Act and made suggestions as to how the disparity between costs and fees received could be rectified. FOI legislation is a 'costly public service', but equally important is the fact that '...any cost associated with FOI legislation is one attributed to parliamentary democracy itself. Such a cost is inevitable if the overriding considerations of greater accountability of government and meeting the interest of citizens in gaining access to government held records about them are to be achieved.' (EARC Issues Paper no. 3, FOI, May 1990)



## OPERATIONAL DIFFICULTIES

In accordance with s. 108(2), this report includes details of the difficulties encountered during the year by agencies and Ministers in the administration of the Freedom of Information Act. Recurrent themes of high costs, limited resources and inadequate time allowed for processing large applications emerged from several departmental responses.

### 7.1

### COSTS AND RESOURCES

---

Like many other departments, Treasury expressed serious concern about resources expended in compliance with the Act. It remarked that, 'urgent consideration should be given to an increase in the charging procedure' and pointed to the substantial disparity between costs and fees received. However, it also pointed out that it did not intend to apply for cost-recovery in relation to FOI, given that the object of the Act was to release as much information as possible. Other agencies, too, considered that the fees and charges set in the FOI Regulation required reconsideration, specifically in relation to the processing of large applications.

The Department of Minerals and Energy saw a need to introduce 'a more equitable charging system', particularly where agencies were providing 'a free researching service for some applicants'. The response submitted by the Queensland Department of Housing, Local Government and Planning referred to the difficulties that several councils encountered – namely time and cost factors and limited resources – and to the fact that some councils felt that the FOI process was very time-consuming and demanding.

The Mulgrave Shire Council commented that the costs incurred by it in providing access to documentation were 'excessive' and thought that charges should take account of time spent by Council officers in carrying out obligations under the Act. It stated that the provision of this service, at a nominal fee, was having a 'crippling effect on Council's resources'.

The Administrative Services Department felt that prescribed staff costs did not reflect the actual costs of processing applications and operating FOI systems, particularly in relation to business units within the Department, which operate on a cost-recovery basis.

As the majority of applications relate to personal affairs, the photocopying of voluminous files free of charge is especially problematic for certain agencies. Queensland Corrective Services Commission has suggested that an application fee for personal affairs requests would assist in offsetting high photocopying costs. Queensland Health, on the other hand, strongly supports the introduction of photocopying charges for more than 50 pages of personal affairs

information. In many cases a discretion was requested to waive the collection of 'small charges' – in fact, one council noted it was no longer charging for small numbers of photocopies.

The Department of Primary Industries remarked that difficulties have been caused when an applicant has been asked for an application fee but does not respond for some months. It was noted that, under the present legislation, there is no time limit for responses by applicants.

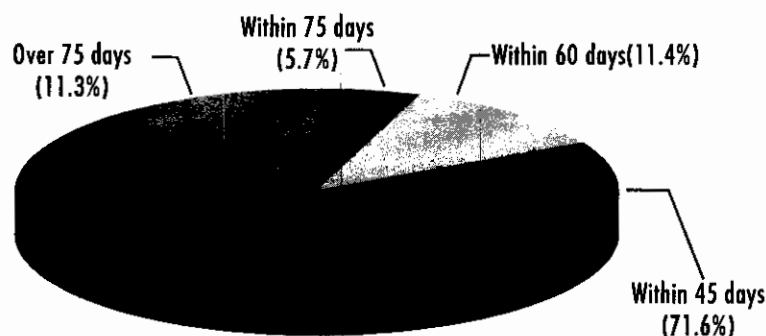
## 7.2

### TIME LIMITS

For some agencies involved in complex applications the time allowed for processing was considered inadequate. Figure 7.1 shows response time to complete action on applications and tends to support the agencies' assertions that time limits may be too restrictive. However, most agencies are continuing to respond to applications within the specified time limits. Overall, when response times are compared, there appears to be little difference between the first and second year's performance levels.

Figure 7.1

State government agencies. Response times.



This year the Department of Family Services and Aboriginal and Islander Affairs expressed the view that complexity of many of the requests from current or former clients continued to hinder the Department's effort to meet the statutory time limits, but also noted that additional staff resources had been provided to expedite the processing of requests. The Department of Housing, Local Government and Planning also noted the difficulty that some councils have in meeting statutory time limits, particularly when the application involved a large number of documents.

The Department of Health commented that the 14-day time period allocated for internal review posed problems, especially as this type of review often related to the more voluminous, complex or sensitive FOI requests. The Department therefore considered that an extension to 28 days would be preferable. It has encountered a number of difficulties, particularly in relation to its decentralised decision-making. This is a

consequence of each regional Health Authority being considered under the Act as a separate agency. As a result, Regional Health Authorities have been making different decisions about similar documents. The Department stated that the most serious problem related to applications where records were held in a number of Regional Health Authorities and where one or more decision-makers released information in circumstances where they did not have a full picture of all the applicant's records.

### 7.3

## CONSULTATIONS

Section 51(1) provides as follows:

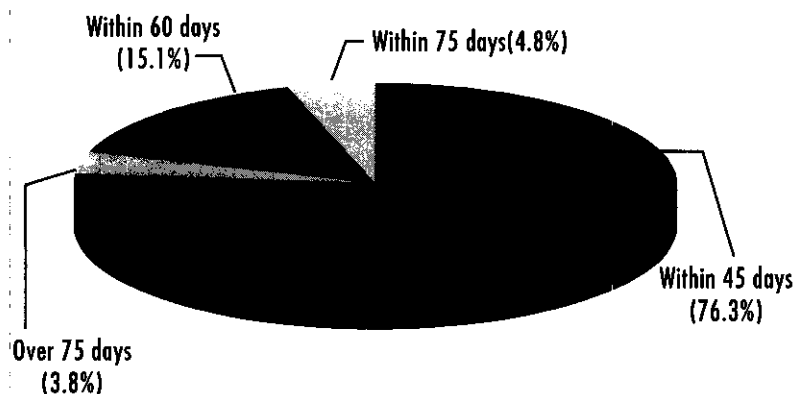
*An Agency or Minister may give access to a document that contains matter the disclosure of which may reasonably be expected to be of substantial concern to a government, agency or person only if the agency or Minister has taken such steps as are reasonably practicable to obtain the views of the government, agency or person concerned about whether or not the matter is exempt matter.*

If the agency decides to grant access, the third party has a right to seek review of that decision before actual access is allowed. Section 51 consultation was identified as a problem by some agencies.

Figure 7.2 shows the altered position for average response times when the Department of Family Services, the Queensland Police Service and the Queensland Corrective Services Commission are removed from the calculation. These figures do not differ substantially from those produced in an identical chart in the first year of operation. Again this year, when the response times chart excludes these three agencies, the response times for all other agencies generally improves by approximately 5%.

Figure 7.2

State government agencies. Response time (without Queensland Police, Corrective Services and Department of Family Services).



In accordance with that trend, the Queensland Corrective Services Commission mentioned the practicalities of consultation – availability of the person, ability to respond promptly, tracking down authors of reports written many years ago – noting that it was ‘fraught with obstacles’. The Department of Primary Industries observed that, if there were a large number of documents or if a large number of concerned parties were involved, compliance with s. 51 was extremely difficult.

---

#### **7.4**

#### **‘DISCOVERY’ OF DOCUMENTS**

---

Councils have advised that some solicitors are increasingly using the Freedom of Information Act as a form of informal discovery of documents for intending litigants. The councils considered it unfair that ratepayers should have to subsidise legal costs and requested an amendment of the Act to disallow this practice or to enable the councils to recover all costs associated with such requests.

---

#### **7.5**

#### **WIDE INTERPRETATION OF S. 28**

---

Section 28 of the Freedom of Information Act provides that an agency or Minister may refuse to deal with an application where it appears that the work involved would substantially and unreasonably divert the resources of the agency or substantially and unreasonably interfere with the performance of the Minister’s functions. The section is limited, however, in that it applies only to applications so expressed that they relate to all documents containing information of a specified kind, and the agency or Minister should consider only the number and volume of documents and any difficulties there would be in identifying, locating or collating the documents within the filing system of the agency.

Section 28 was considered by one council to be ‘too narrow in its terms’. The council stated that it was unreasonable to limit the relevant matters to quantity of documents and any difficulty in identifying, locating or collating the documents. It was argued that if the council could show that its resources would be substantially and unreasonably diverted in dealing with the application, the provision should apply.

---

#### **7.6**

#### **SECRECY PROVISIONS**

---

The Criminal Justice Commission expressed concern that it would no longer be possible for the Commission to rely on s. 48 of the Freedom of Information Act as a basis for refusal to grant access to material stored in the Commission’s Intelligence Database. This section of the Act (which was originally the subject of a two-year sunset clause) made matter exempt if it fell within the terms of a specified type of secrecy

provision and if its disclosure would, on balance, be contrary to public interest.

After the expiry of the original s. 48 on 19 August 1994, an amendment to s. 48 provided that matter was exempt if its disclosure was prohibited by an enactment mentioned in the Schedule to the Act – Secrecy provisions giving exemption. The Criminal Justice Commission expressed concern because, at the time of writing its response, s. 58(2)(c) of the *Criminal Justice Act 1989* (requiring the Commission to secure the Intelligence Database and limit its access to persons who have a legitimate need for such access) had not been listed in the Schedule as a secrecy provision. However, a recent amendment to the Schedule now includes s. 58(2)(c) of the Criminal Justice Act, thus exempting this material from disclosure.

---

## 7.7

### 'PRIVACY' ISSUES

---

The Queensland Police Service identified as a problem area the situation where an accused seeks access to certain documents. Privacy problems could result where applicants seek access to documents concerning child abuse, sexual offences, domestic violence or family law issues. The Service was also concerned by preliminary views of the Information Commissioner, which suggest that once a matter has been before a court 'confidentiality' exemptions no longer apply. The Service was also of the view that the s. 44 exemption relating to personal affairs was not applicable in the circumstances.

---

## 7.8

### DEPARTMENTS WITH FEW DIFFICULTIES

---

The following agencies listed few or no operational difficulties encountered during the year:

- Administrative Services Department
- Queensland Emergency Services (including the Office of Consumer Affairs)
- Department of Environment and Heritage
- Department of Lands
- Department of Tourism, Sport and Racing
- Department of Transport
- Many agencies under the portfolios of the Minister for Justice and Attorney-General and the Minister for Housing, Local Government and Planning.



The Department of Housing, Local Government and Planning considered that an increasing use of Freedom Of Information Data Entry Retrieval System (FOIDERS) by many agencies was instrumental in improving the collation and analysis of statistical data for the 1993/94 Annual Report. After noting that the Freedom of Information Act had had minimal impact on the functioning of its Department, a minor difficulty was raised by Administrative Services, where applications concerned 'vague or extremely broad requests by journalists'. The Department noted that this lack of specificity severely limited the time available to deal effectively with the request once defined.

A number of innovations have also been developed within various agencies. These indicate a full appreciation of the spirit of the Freedom of Information Act. Briefly, some of them include:

- development of a database of departmental publications;
- facilitating access to information available outside the FOI process;
- establishment of an FOI telephone hot line;
- development of training modules and a policy and procedures manual; and
- continuing education on FOI for decision-makers.

Agencies have acknowledged the contribution by FOIALD in conducting training seminars, and several have requested additional training programs and seminars for new staff employed as a result of increasing numbers of FOI applications. Other positive measures have also helped with interpretation of the legislation. The Education Department noted that 'problems have diminished' as a result of the guidance given by the progressive publication of the Information Commissioner's decisions. The Department also pointed to its own in-house education as 'gradually rolling back the level of resistance to and misconceptions about the legislation and related policy and procedures'.

## **NOTE ON STATISTICAL DATA**

The information in the following tables was supplied by agencies. Care has been taken to confirm data and to double-check any anomalies.

### **ACTION — PROVISIONS INVOKED**

The listing of exemption provisions invoked is based on the following rules:

- one document = one page;
- no provision is listed as having been invoked more than once for one document;
- different provisions may, however, be invoked in regard to the one document. Therefore the number of times any one provision is invoked may not be more than the total number of documents released in part or refused, but the total number of provisions invoked may be more than this total.

Refusals under s. 35 are sorted by exemption provision but do not correspond to any number of documents, since this section allows an agency or a Minister to neither confirm nor deny the existence of any documents.

### **LOCAL GOVERNMENT**

The Act came into effect for local government councils and Aboriginal and Islander councils on 19 May 1993. As a consequence, the first Annual Report was able to include only six weeks of operational data. This financial year represents the first full year of operation for councils. Consequently, because of the paucity of data in the first Annual report, statistical significance and comparisons will not be possible until the third Annual Report is prepared.

### **APPLICATIONS**

The statistical table 'Types of applications received' (Appendixes C and M) refers to the total number of applications received during this financial year but does not include applications brought forward from the previous year or applications withdrawn, transferred or lapsed.

### **REGIONAL HEALTH AUTHORITIES**

Although Regional Health Authorities are distinct agencies in their own right, for some comparative purposes these bodies have been incorporated within the Department of Health's figures (see, for example, table 4.3).

## ACT PROVISIONS FOUND IN APPENDIXES

### AGENCIES/FUNCTIONS TO WHICH ACT DOES NOT APPLY

Act does not apply to GOVERNOR	11(1)(a)
Act does not apply to LEGISLATIVE ASSEMBLY	11(1)(b)
Act does not apply to PARLIAMENTARY JUDGES COMMISSION OF ENQUIRY	11(1)(c)
Act does not apply to PARLIAMENTARY SERVICE COMMISSION	11(1)(d)
Act does not apply to JUDICIAL FUNCTIONS OF A COURT	11(1)(e)
Act does not apply to REGISTRY OR OFFICE OF A COURT (judicial functions)	11(1)(f)
Act does not apply to LITIGATION REFORM COMMISSION	11(1)(g)
Act does not apply to 'FITZGERALD COMMISSION'	11(1)(h)
Act does not apply to COMMISSION OF ENQUIRY	11(1)(i)
Act does not apply to INTELLIGENCE AGENCIES	11(1)(j)
Act does not apply to QIDC INVESTMENT FUNCTIONS	11(1)(k)
Act does not apply to QLD INVESTMENT CORPORATION	11(1)(l)
Act does not apply to QUEENSLAND TREASURY CORPORATION	11(1)(m)
Act does not apply to QTC SUBSIDIARIES	11(1)(n)
Act does not apply to SUNCORP INSURANCE & FINANCE	11(1)(o)
Act does not apply to HEALTH RIGHTS COMMISSIONER	11(1)(p)
Act does not apply to PRESCRIBED AGENCY	11(1)(q)
Act does not apply to INFORMATION COMMISSIONER	12

### ACCESS REFUSED/DEFERRED

DOCUMENTS NOT FOUND	21
AVAILABLE ELSEWHERE — ADMINISTRATIVE ACCESS	22(a)
AVAILABLE ELSEWHERE — FOR SALE	22(b)
AVAILABLE ELSEWHERE — AT ARCHIVES/LIBRARY	22(c)
ARCHIVAL SAFE CUSTODY OR PRESERVATION COPY	22(d)
ADOPTION RECORDS	22(e)
DOCUMENTS IN STATE ARCHIVES RESTRICTED BY DONOR	23
INSUFFICIENT INFORMATION TO IDENTIFY DOCUMENTS	25(2)
DEEMED REFUSAL—OUT OF TIME	27(4)
UNREASONABLE DIVERSION OF RESOURCES	28(2)
PRIMA FACIE—ALL DOCUMENTS ARE EXEMPT	28(3)
DEFERRAL OF ACCESS TO DOCUMENT	31

### ACCESS REFUSED—NEITHER CONFIRM NOR DENY

CABINET MATTER	35/(s. 36)
EXECUTIVE COUNCIL MATTER	35/(s. 37)
LAW ENFORCEMENT/PUBLIC SAFETY MATTER	35/(s. 42)
DECISIONS REGARDING FEES	29(2)

### EXEMPTIONS

FOR CONSIDERATION BY CABINET	36(1)(a)
PART OF OFFICIAL CABINET RECORD	36(1)(b)
DRAFT OF CABINET SUBMISSION OR RECORD	36(1)(c)
COPY OR EXTRACT OF CABINET SUBMISSION OR RECORD	36(1)(d)
INVOLVES DISCLOSURE OF CABINET DELIBERATION	36(1)(e)
FOR CONSIDERATION BY EXECUTIVE COUNCIL	37(1)(a)
PART OF OFFICIAL EXECUTIVE COUNCIL RECORD	37(1)(b)
DRAFT OF EXECUTIVE COUNCIL SUBMISSION OR RECORD	37(1)(c)
COPY OR EXTRACT OF EXECUTIVE COUNCIL SUBMISSION OR RECORD	37(1)(d)
INVOLVES DISCLOSURE OF EXECUTIVE COUNCIL DELIBERATION	37(1)(e)

DAMAGE TO RELATIONS WITH ANOTHER GOVERNMENT	38(a)
CONFIDENTIAL MATERIAL OF ANOTHER GOVERNMENT	38(b)
PARLIAMENTARY COMMISSIONER INVESTIGATIONS	39(a)
AUDITOR-GENERAL INVESTIGATIONS	39(b)
OPERATIONS OF AGENCIES — TESTS, EXAMINATIONS OR AUDITS — METHODS	40(a)
OPERATIONS OF AGENCIES — TESTS, EXAMINATIONS OR AUDITS — AIMS	40(b)
OPERATIONS OF AGENCIES — PERSONNEL MANAGEMENT/ASSESSMENT	40(c)
OPERATIONS OF AGENCIES — INDUSTRIAL RELATIONS	40(d)
DELIBERATIVE PROCESS	41(1)
LAW ENFORCEMENT/SAFETY — INVESTIGATION OF A CASE	42(1)(a)
LAW ENFORCEMENT/SAFETY — REVEAL INFORMANT'S IDENTITY	42(1)(b)
LAW ENFORCEMENT/SAFETY — ENDANGER LIFE OR SAFETY	42(1)(c)
LAW ENFORCEMENT/SAFETY — PREJUDICE A FAIR TRIAL	42(1)(d)
LAW ENFORCEMENT/SAFETY — PREJUDICE EFFECTIVENESS OF A PROCEDURE	42(1)(e)
LAW ENFORCEMENT/SAFETY — PREJUDICE MAINTENANCE OF A PROCEDURE	42(1)(f)
LAW ENFORCEMENT/SAFETY — ENDANGER SECURITY — PROPERTY	42(1)(g)
LAW ENFORCEMENT/SAFETY — PREJUDICE A PROCEDURE — PROTECTIVE SECURITY	42(1)(h)
LAW ENFORCEMENT/SAFETY — HELP A PRISONER ESCAPE	42(1)(i)
LAW ENFORCEMENT/SAFETY — PREJUDICE CULTURAL OR NATURAL RESOURCES	42(1)(j)
LEGAL PROFESSIONAL PRIVILEGE	43(1)
PERSONAL AFFAIRS	44(1)
PERSONAL AFFAIRS — MEDICAL/PSYCHIATRIC INFORMATION	44(3)
TRADE SECRETS	45(1)(a)
COMMERCIALLY VALUABLE INFORMATION	45(1)(b)
BUSINESS OR FINANCIAL INFORMATION	45(1)(c)
RESEARCH	45(3)
CONFIDENTIAL INFORMATION — BREACH OF CONFIDENCE	46(1)(a)
CONFIDENTIAL INFORMATION — PREJUDICE FUTURE SUPPLY	46(1)(b)
ECONOMY OF THE STATE — SUBSTANTIAL ADVERSE EFFECT	47(1)(a)
ECONOMY OF THE STATE — GIVE UNFAIR ADVANTAGE OR DISADVANTAGE	47(1)(b)
STATUTORY SECRECY	48(1)
FINANCIAL OR PROPERTY INTERESTS	49
IN CONTEMPT OF COURT	50(a)
CONTRARY TO ORDER OF A ROYAL COMMISSION OR COMMISSION OF ENQUIRY	50(b)
INFRINGE PRIVILEGES OF PARLIAMENT	50(c)
<b>AMENDMENT OF INFORMATION PROVISIONS</b>	
REFUSED AMENDMENT — NOT PERSONAL AFFAIRS/NO ACCESS/NOT INCOMPLETE	53
REFUSED — APPLICATION NOT IN CORRECT FORM	54
DEEMED REFUSED — OUT OF TIME	57
<b>INTERNAL REVIEW PROVISIONS</b>	
DEEMED CONFIRMED — OUT OF TIME	52(6)



# NUMBER OF APPLICATIONS - STATE GOVERNMENT AGENCIES

Portfolio/Agency	On hand 1 JUL B/FWD	Received	Dispatched ON T/FER	Withdrawn	Total	Finalised 30 JUN	On hand 30 JUN C/FWD	INTERNAL REVIEWS
								Recvd. % of Applns

Page 1

## ADMINISTRATIVE SERVICES

MINISTER FOR ADMINISTRATIVE SERVICES	0	0	0	0	0	0	0	0.0
ADMINISTRATIVE SERVICES DEPARTMENT	7	32	3	2	34	32	2	1 3.1
BOARD OF ARCHITECTS	0	0	0	0	0	0	0	0.0
BOARD OF PROFESSIONAL ENGINEERS	0	0	0	0	0	0	0	0.0
TOTAL	7	32	3	2	34	32	2	1 3.1

## BUSINESS, INDUSTRY & REGN'L DEVELOPMENT

MINISTER FOR BUSINESS, INDUSTRY & R.DEV	0	4	0	0	4	4	0	0.0
DEPT OF BUSINESS, INDUST. & REGNL DEVEL.	0	0	0	0	0	0	0	0.0
QLD SMALL BUSINESS CORPORATION	0	0	0	0	0	0	0	0.0
TOTAL	0	4	0	0	4	4	0	0.0

## CONSUMER AFFAIRS & CORRECTIVE SERVICES

MINISTER FOR CORRECT.SERV & CONSUM.AFFRS	2	0	1	0	1	1	0	0.0
* DEPARTMENT OF CONSUMER AFFAIRS	10	17	0	2	25	25	0	5 20.0
RENTAL BOND	0	0	0	0	0	0	0	0.0
AUCTIONEERS' & AGENTS' COMMITTEE	0	0	0	0	0	0	0	0.0
* CORRECTIVE SERVICES COMMISSION	54	82	0	5	131	128	3	14 10.9
TOTAL	66	99	1	7	157	154	3	19 12.4

\* On 18 October 1993 the Department of Consumer Affairs became part of the Qld Emergency Services Portfolio; the Corrective Services Commission became part of the Police Portfolio.

## EMPLOYMENT, VOCATIONAL EDUCATION, TRAINING & INDUSTRIAL RELATIONS

MINISTER FOR D.E.V.E.T.I.R.	0	5	5	0	0	0	0	0.0
D.E.V.E.T.I.R.	14	240	5	16	233	196	37	4 2.0
WORKER'S COMPENSATION BOARD	184	2,332	2	88	2,426	2,342	84	8 0.3
VETEC	0	1	1	0	0	0	0	0.0
BUILDING & CONSTRUCTION LONG SERVICE LEAVE BRD	0	2	0	0	2	2	0	0.0
INDUSTRIAL REGISTRAR	0	1	0	0	1	0	1	0.0
TOTAL	198	2,581	13	104	2,662	2,540	122	12 0.5

## EDUCATION

MINISTER FOR EDUCATION	0	0	0	0	0	0	0	0.0
------------------------	---	---	---	---	---	---	---	-----

## Appendix A

### Number of applications

### Government Agencies

# NUMBER OF APPLICATIONS - STATE GOVERNMENT AGENCIES

Portfolio/Agency	On hand 1 JUL B/FWD	Received	Dispatched ON T/FER	Withdrawn	Total	Finalised 30 JUN	On hand 30 JUN C/FWD	INTERNAL REVIEWS	
								Recvd.	% of Applns
DEPARTMENT OF EDUCATION	18	201	6	12	201	177	24	36	20.3
BOARD OF SENIOR SECONDARY SCHOOL STUDIES	1	23	0	1	23	22	1	0	0.0
BOARD OF TEACHER REGISTRATION	0	1	0	0	1	1	0	0	0.0
TERTIARY ENTRANCE PROCEDURES AUTHORITY	0	0	0	0	0	0	0	0	0.0
UNIVERSITY OF QUEENSLAND	11	24	0	0	35	32	3	1	3.1
GRIFFITH UNIVERSITY	4	22	0	1	25	23	2	2	8.7
JAMES COOK UNIVERSITY OF NORTHERN AUST	1	4	0	0	5	5	0	1	20.0
QUEENSLAND UNIVERSITY OF TECHNOLOGY	0	14	0	1	13	13	0	0	0.0
UNIVERSITY OF SOUTHERN QUEENSLAND	0	9	0	1	8	7	1	1	14.3
UNIVERSITY OF CENTRAL QUEENSLAND	1	8	0	0	9	9	0	0	0.0
TOTAL	36	306	6	16	320	289	31	41	14.2
ENVIRONMENT & HERITAGE									
MINISTER FOR ENVIRONMENT & HERITAGE	0	0	0	0	0	0	0	0	0.0
DEPT. OF ENVIRONMENT & HERITAGE	1	37	2	3	33	24	9	1	4.2
QUEENSLAND NATIONAL PARKS	2	17	0	3	16	16	0	1	6.3
BEACH PROTECTION AUTHORITY	0	2	0	0	2	0	2	0	0.0
WET TROPICS AUTHORITY	0	6	0	1	5	3	2	0	0.0
QUEENSLAND HERITAGE COUNCIL	0	4	0	0	4	4	0	0	0.0
RECREATION AREAS AUTHORITY	0	1	0	0	1	0	1	0	0.0
TOTAL	3	67	2	7	61	47	14	2	4.3
FAMILY SERV., ABORIGINAL & ISL. AFFAIRS									
MINISTER FOR FAMILY SERVICES	0	5	5	0	0	0	0	0	0.0
DEPARTMENT OF FAMILY SERVICES	218	483	7	51	643	395	248	19	4.8
INTELLECTUALLY DISABLED CITIZENS COUNCIL	0	8	1	0	7	7	0	0	0.0
LEGAL FRIEND	0	2	0	0	2	2	0	0	0.0
TOTAL	218	498	13	51	652	404	248	19	4.7
HOUSING, LOCAL GOVERNMENT & PLANNING									
MINISTER FOR HOUSING & LOCAL GOVERNMENT	0	0	0	0	0	0	0	0	0.0
DEPARTMENT OF HOUSING & LOCAL GOVERNMENT	11	94	3	3	99	93	6	0	0.0
QLD BUILDING SERVICES AUTHORITY	2	35	0	10	27	25	2	1	4.0
RENTAL BOND AUTHORITY	0	3	0	0	3	3	0	0	0.0
TOTAL	13	132	3	13	129	121	8	1	0.8
HEALTH									
MINISTER FOR HEALTH	0	8	8	0	0	0	0	0	0.0

# NUMBER OF APPLICATIONS - STATE GOVERNMENT AGENCIES

Portfolio/Agency	On hand 1 JUL B/FWD	Received	Dispatched ON T/FER	Withdrawn	Total	Finalised 30 JUN	On hand 30 JUN C/FWD	INTERNAL REVIEWS Recvd. % of Applns
------------------	---------------------------	----------	------------------------	-----------	-------	---------------------	----------------------------	--

Page 3

DEPARTMENT OF HEALTH	9	106	30	6	79	74	5	17	23.0
BRISBANE NORTH REGIONAL HEALTH AUTHORITY	62	546	0	22	586	468	118	7	1.5
BRISBANE SOUTH REGIONAL HEALTH AUTHORITY	21	327	4	22	322	302	20	11	3.6
CENTRAL REGIONAL HEALTH AUTHORITY	1	35	1	5	30	28	2	1	3.6
CENTRAL WEST REGIONAL HEALTH AUTHORITY	0	0	0	0	0	0	0	0	0.0
DARLING DOWNS REGIONAL HEALTH AUTHORITY	6	48	3	2	49	44	5	1	2.3
MACKAY REGIONAL HEALTH AUTHORITY	0	28	0	7	21	19	2	1	5.3
NORTHERN REGIONAL HEALTH AUTHORITY	7	45	0	14	38	32	6	0	0.0
P&TS REGIONAL HEALTH AUTHORITY	15	122	0	15	122	105	17	3	2.9
SOUTH COAST REGIONAL HEALTH AUTHORITY	0	75	0	2	73	70	3	3	4.3
SOUTH WEST REGIONAL HEALTH AUTHORITY	0	6	0	0	6	6	0	0	0.0
SUNSHINE COAST REGIONAL HEALTH AUTHORITY	1	15	0	1	15	10	5	0	0.0
WEST MORETON REGIONAL HEALTH AUTHORITY	14	165	6	21	152	125	27	6	4.8
WIDE BAY REGIONAL HEALTH AUTHORITY	0	40	0	2	38	38	0	0	0.0
MEDICAL & OTHER BOARDS	0	22	0	2	20	18	2	4	22.2
NURSES REGISTRATION BOARD	0	0	0	0	0	0	0	0	0.0
BOARD OF NURSING STUDIES	1	0	0	1	0	0	0	0	0.0
HEALTH RIGHTS COMMISSION	0	17	3	0	14	11	3	1	9.1
PATIENT REVIEW TRIBUNAL	0	9	0	0	9	9	0	0	0.0
QUEENSLAND NURSING COUNCIL	0	1	0	0	1	1	0	0	0.0
TOTAL	137	1,615	55	122	1,575	1,360	215	55	4.0

## JUSTICE & ATTORNEY-GENERAL

MINISTER FOR JUSTICE & ATTORNEY-GENERAL	0	0	0	0	0	0	0	0	0.0
DEPARTMENT OF JUSTICE & ATTORNEY-GENERAL	13	90	24	5	74	70	4	10	14.3
OFFICE OF THE DIRECTOR OF PROSECUTIONS	3	3	0	0	6	6	0	0	0.0
PUBLIC TRUST OFFICE	3	20	0	3	20	18	2	1	5.6
QUEENSLAND CULTURAL CENTRE TRUST	0	1	0	0	1	1	0	0	0.0
QUEENSLAND STATE LIBRARY	0	2	0	0	2	2	0	0	0.0
LEGAL AID OFFICE (QUEENSLAND)	5	88	0	9	84	81	3	10	12.3
QUEENSLAND MUSEUM BOARD OF TRUSTEES	0	0	0	0	0	0	0	0	0.0
ELECTORAL COMMISSION OF QUEENSLAND	0	0	0	0	0	0	0	0	0.0
CRIMINAL JUSTICE COMMISSION	9	62	1	5	65	59	6	7	11.9
TOTAL	33	266	25	22	252	237	15	28	11.8

## LANDS

MINISTER FOR LANDS	0	3	3	0	0	0	0	0	0.0
DEPARTMENT OF LANDS	38	125	0	15	148	132	16	21	15.9
VALUER'S REGISTRATION BOARD OF QLD	0	1	0	0	1	1	0	0	0.0
SURVEYORS BOARD OF QUEENSLAND	0	1	0	0	1	1	0	0	0.0
TOTAL	38	130	3	15	150	134	16	21	15.7



# NUMBER OF APPLICATIONS - STATE GOVERNMENT AGENCIES

Portfolio/Agency	On hand	Received	Dispatched	Withdrawn	Total	Finalised	On hand	INTERNAL REVIEWS	
	1 JUL B/FWD		ON T/PER			30 JUN	30 JUN C/FWD	Recvd.	% of Applns

Page 4

## MINERALS & ENERGY

MINISTER FOR MINERALS & ENERGY	0	2	2	0	0	0	0	0	0.0
DEPARTMENT OF MINERALS & ENERGY	7	77	0	2	82	75	7	3	4.0
QUEENSLAND ELECTRICITY COMMISSION	6	26	1	0	31	21	10	0	0.0
FAR NORTH QLD ELECTRICITY BOARD	3	4	0	0	7	7	0	0	0.0
NORTH QUEENSLAND ELECTRICITY BOARD	0	5	0	0	5	4	1	0	0.0
THE CAPRICORNIA ELECTRICITY BOARD	0	4	0	1	3	2	1	0	0.0
WIDE BAY-BURNETT ELECTRICITY BOARD	0	2	0	0	2	2	0	0	0.0
SOUTH EAST QLD ELECTRICITY BOARD	0	13	0	0	13	11	2	1	9.1
QLD ELEC SUPPLY SUPERANNUATION BOARD	0	1	0	0	1	1	0	0	0.0
TOTAL	16	134	3	3	144	123	21	4	3.3

## POLICE & EMERGENCY SERVICES

MINISTER FOR POLICE	0	3	3	0	0	0	0	0	0.0
QUEENSLAND POLICE SERVICE	140	761	5	171	725	575	150	40	7.0
* BUREAU OF EMERGENCY SERVICES	1	5	0	1	5	5	0	0	0.0
* QUEENSLAND AMBULANCE SERVICE	0	9	0	0	9	5	4	1	20.0
* QUEENSLAND FIRE SERVICE	2	8	0	0	10	9	1	2	22.2
QLD FIRE SERVICE SUPERANNUATION PLAN	0	0	0	0	0	0	0	0	0.0
QUEENSLAND CORRECTIVE SERVICES COMM.	64	84	0	12	136	97	39	5	5.2
TOTAL	207	870	8	184	885	691	194	48	6.9

\* On 18 October 1993 these agencies became part of the Queensland Emergency Services Portfolio

## PREMIER, ECONOMIC & TRADE DEVELOPMENT

PREMIER	0	5	0	0	5	5	0	0	0.0
DEPARTMENT OF THE PREMIER	3	23	2	2	22	16	6	6	37.5
PARLIAMENTARY COMMISSIONER FOR ADMIN INV	2	21	0	2	21	20	1	0	0.0
ELECTORAL & ADMINISTRATIVE REVIEW COMM'N	0	0	0	0	0	0	0	0	0.0
PUBLIC SECTOR MANAGEMENT COMMISSION	1	8	1	2	6	6	0	1	16.7
TRUSTEES OF PARL CONTRIBUTION SUPER FUND	0	0	0	0	0	0	0	0	0.0
OFFICE OF THE CABINET	3	4	0	0	7	7	0	2	28.6
QUEENSLAND AUDIT OFFICE	0	1	0	0	1	1	0	1	100.0
TOTAL	9	62	3	6	62	55	7	10	18.2

## PRIMARY INDUSTRIES

MINISTER FOR PRIMARY INDUSTRIES	0	2	2	0	0	0	0	0	0.0
DEPARTMENT OF PRIMARY INDUSTRIES	22	122	11	5	128	109	19	14	12.8
LIVESTOCK AND MEAT AUTHORITY OF QLD	0	1	0	0	1	1	0	0	0.0

# NUMBER OF APPLICATIONS - STATE GOVERNMENT AGENCIES

Portfolio/Agency	On hand 1 JUL B/FWD	Received	Dispatched ON T/FER	Withdrawn	Total	Finalised 30 JUN	On hand 30 JUN C/FWD	INTERNAL REVIEWS Recvd. % of Applns
------------------	---------------------------	----------	------------------------	-----------	-------	---------------------	----------------------------	--

Page 5

EGG MARKETING BOARD	0	0	0	0	0	0	0	0.0
AGRI CHEM DIST CONTROL BOARD	0	7	0	1	6	6	0	0.0
CHICKEN MEAT INDUSTRY COMMITTEE	0	0	0	0	0	0	0	0.0
QLD DAIRY INDUSTRY AUTHORITY	0	4	0	0	4	4	0	0.0
SUGAR EXPERIMENTS STATIONS BOARD	0	0	0	0	0	0	0	0.0
VETERINARY SURGEONS BOARD	0	0	0	0	0	0	0	0.0
QLD FISH MANAGEMENT AUTHORITY	1	3	0	1	3	3	0	0.0
QLD EGG INDUSTRY MANAGEMENT AUTHORITY	0	1	0	0	1	1	0	100.0
GRAINCO QLD CO-OPERATIVE ASSOCIATION LTD	0	1	0	0	1	1	0	0.0
SOUTH EAST QUEENSLAND WATER BOARD	0	3	1	0	2	1	1	0.0
QUEENSLAND COMMERCIAL FISHERMEN'S ORGNTN	0	1	0	0	1	1	0	0.0
QLD DAIRY INDUSTRY POLICY COUNCIL	0	1	1	0	0	0	0	0.0
PIONEER RIVER IMPROVEMENT TRUST	0	1	0	0	1	1	0	0.0
COREEN WATER BOARD	0	2	0	0	2	2	0	0.0
TOTAL	23	149	15	7	150	130	20	11.5

## OLD EMERGENCY SERVICES, RURAL COMM & CON. AF

MINISTER FOR QUEENSLAND EMERGENCY SERV.	0	0	0	0	0	0	0	0.0
OFFICE OF RURAL COMMUNITIES	0	2	0	0	2	2	0	0.0
DEPARTMENT OF QUEENSLAND EMERGENCY SERV.	0	6	0	0	6	6	0	33.3
OFFICE OF CONSUMER AFFAIRS	0	46	3	2	41	35	6	11.4
QUEENSLAND AMBULANCE SERVICE	0	17	0	0	17	11	6	0.0
QUEENSLAND FIRE SERVICE	1	11	0	0	12	8	4	0.0
TOTAL	1	82	3	2	78	62	16	9.7

## TOURISM, SPORT & RACING

MINISTER FOR TOURISM, SPORT & RACING	0	0	0	0	0	0	0	0.0
DEPARTMENT OF TOURISM, SPORT & RACING	4	37	2	5	34	25	9	28.0
TOTALISATOR ADMINISTRATION BOARD OF QLD	0	1	0	0	1	1	0	0.0
QUEENSLAND HARNES RACING BOARD	0	1	0	0	1	1	0	0.0
GREYHOUND RACING CONTROL BOARD OF QLD	0	1	0	0	1	1	0	0.0
TRUSTEES OF ALBION PARK PACEWAY	0	1	0	0	1	1	0	0.0
QUEENSLAND PRINCIPAL CLUB	0	3	0	0	3	3	0	0.0
QUEENSLAND TOURIST & TRAVEL CORPORATION	0	1	0	0	1	1	0	0.0
TRUSTEES OF LANG PARK	0	1	0	0	1	1	0	0.0
TOTAL	4	46	2	5	43	34	9	20.6

## TRANSPORT

MINISTER FOR TRANSPORT	0	0	0	0	0	0	0	0.0
DEPARTMENT OF TRANSPORT	13	198	12	44	155	138	17	7.2

# NUMBER OF APPLICATIONS - STATE GOVERNMENT AGENCIES

Portfolio/Agency	On hand 1 JUL	Received	Dispatched ON T/FER	Withdrawn	Total	Finalised 30 JUN	On hand 30 JUN	INTERNAL REVIEWS	
	B/FWD						C/FWD	Recvd.	% of Applns
PORT OF BRISBANE AUTHORITY	0	3	0	0	3	3	0	0	0.0
CAIRNS PORT AUTHORITY	0	1	0	0	1	0	1	0	0.0
GLADSTONE PORT AUTHORITY	0	1	0	0	1	1	0	0	0.0
MACKAY PORT AUTHORITY	0	0	0	0	0	0	0	0	0.0
TOWNSVILLE PORT AUTHORITY	0	1	0	0	1	1	0	0	0.0
PORTS CORPORATION	0	1	0	0	1	1	0	0	0.0
QUEENSLAND RAIL	10	110	1	4	115	107	8	2	1.9
TOTAL	23	315	13	48	277	251	26	12	4.8
TREASURY									
TREASURER	0	0	0	0	0	0	0	0	0.0
DEPARTMENT OF THE TREASURY	2	42	0	1	43	38	5	10	26.3
BRD TRUSTEES GOVT OFFICERS' SUPER TRUST	0	2	0	0	2	2	0	0	0.0
BRD TRUSTEES STATE PUB SECTOR SUPER FUND	4	104	0	0	108	105	3	1	1.0
STATE SERVICE SUPERANNUATION BOARD	1	23	0	0	24	24	0	0	0.0
POLICE SUPERANNUATION BOARD	0	3	0	0	3	3	0	0	0.0
GOVERNMENT SUPERANNUATION OFFICE	0	0	0	0	0	0	0	0	0.0
QUEENSLAND INDUSTRY DEVELOPMENT CORPORAT	0	6	0	0	6	6	0	1	16.7
TOTAL	7	180	0	1	188	178	8	12	6.7
GRAND TOTAL	1,039	7,568	171	615	7,821	6,846	975	313	4.6

NUMBER OF APPLICATIONS - STATE GOVERNMENT AGENCIES - TOP 10

Portfolio/Agency	On hand 1 JUL B/FWD	Received	Dispatched ON T/FER	Withdrawn	Total	Finalised 30 JUN	On hand 30 JUN C/FWD	INTERNAL REVIEWS	
								Recvd.	% of Applns
WORKER'S COMPENSATION BOARD	184	2,332	2	88	2,426	2,342	84	8	0.3
QUEENSLAND POLICE SERVICE	140	761	5	171	725	575	150	40	7.0
DEPARTMENT OF FAMILY SERVICES	218	483	7	51	643	395	248	19	4.8
BRISBANE NORTH REGIONAL HEALTH AUTHORITY	62	546	0	22	586	468	118	7	1.5
BRISBANE SOUTH REGIONAL HEALTH AUTHORITY	21	327	4	22	322	302	20	11	3.6
D.E.V.E.T.I.R.	14	240	5	16	233	196	37	4	2.0
DEPARTMENT OF EDUCATION	18	201	6	12	201	177	24	36	20.3
DEPARTMENT OF TRANSPORT	13	198	12	44	155	138	17	10	7.2
WEST MORETON REGIONAL HEALTH AUTHORITY	14	165	6	21	152	125	27	6	4.8
DEPARTMENT OF LANDS	38	125	0	15	148	132	16	21	15.9

Page 1

# AMENDMENT OF INFORMATION APPLICATIONS - STATE GOVERNMENT AGENCIES

Portfolio/Agency	On hand 1 JUL B/FWD	Received	Total	Finalised	On hand 30 JUN C/FWD	Documents Altered	Documents Notated	Documents Altr/Noted	Amendment Refused
------------------	---------------------------	----------	-------	-----------	----------------------------	----------------------	----------------------	-------------------------	----------------------

Page 1

## CONSUMER AFFAIRS & CORRECTIVE SERVICES

* CORRECTIVE SERVICES COMMISSION	1	1	2	2	0	0	6	0	0
TOTAL	1	1	2	2	0	0	6	0	0

\* On 18 October 1993 the Corrective Services Commission became part of the Police Portfolio.

## EMPLOYMENT, VOCATIONAL EDUCATION, TRAINING & INDUSTRIAL RELATIONS

D.E.V.E.T.I.R.	0	1	1	1	0	0	0	0	0
WORKER'S COMPENSATION BOARD	1	0	1	1	0	0	12	0	0
TOTAL	1	1	2	2	0	0	12	0	0

## EDUCATION

DEPARTMENT OF EDUCATION	0	7	7	7	0	4	82	4	94
BOARD OF SENIOR SECONDARY SCHOOL STUDIES	0	0	0	0	0	0	0	0	0
UNIVERSITY OF QUEENSLAND	1	1	2	2	0	0	0	0	20
GRIFFITH UNIVERSITY	0	1	1	1	0	2	5	7	0
UNIVERSITY OF SOUTHERN QUEENSLAND	0	7	7	7	0	0	0	0	7
TOTAL	1	16	17	17	0	6	87	11	121

## FAMILY SERV., ABORIGINAL & ISL. AFFAIRS

DEPARTMENT OF FAMILY SERVICES	1	1	2	2	0	0	0	0	0
TOTAL	1	1	2	2	0	0	0	0	0

## HOUSING, LOCAL GOVERNMENT & PLANNING

DEPARTMENT OF HOUSING & LOCAL GOVERNMENT	0	2	2	2	0	6	0	0	0
TOTAL	0	2	2	2	0	6	0	0	0

## HEALTH

DEPARTMENT OF HEALTH	0	0	0	0	0	0	0	0	0
BRISBANE NORTH REGIONAL HEALTH AUTHORITY	0	1	1	1	0	0	15	0	0
BRISBANE SOUTH REGIONAL HEALTH AUTHORITY	1	9	10	10	0	9	37	26	0
CENTRAL REGIONAL HEALTH AUTHORITY	0	0	0	0	0	0	0	0	0
DARLING DOWNS REGIONAL HEALTH AUTHORITY	0	1	1	1	0	0	0	0	0
P&TS REGIONAL HEALTH AUTHORITY	0	0	0	0	0	0	0	0	0
SOUTH COAST REGIONAL HEALTH AUTHORITY	0	3	3	3	0	1	0	0	101

## Appendix B

### Amendment of information applications

#### Government Agencies

# AMENDMENT OF INFORMATION APPLICATIONS - STATE GOVERNMENT AGENCIES

Portfolio/Agency	On hand 1 JUL B/FWD	Received	Total	Finalised	On hand 30 JUN C/FWD	Documents Altered	Documents Notated	Documents Altr/Noted	Amendment Refused
------------------	---------------------------	----------	-------	-----------	----------------------------	----------------------	----------------------	-------------------------	----------------------

Page 2

WEST MORETON REGIONAL HEALTH AUTHORITY	0	3	3	3	0	0	8	8	0
MEDICAL & OTHER BOARDS	0	1	1	1	0	0	0	0	1
TOTAL	1	18	19	19	0	10	60	34	102

## JUSTICE & ATTORNEY-GENERAL

DEPARTMENT OF JUSTICE & ATTORNEY-GENERAL	0	1	1	1	0	2	0	0	0
LEGAL AID OFFICE (QUEENSLAND)	0	0	0	0	0	0	0	0	0
CRIMINAL JUSTICE COMMISSION	0	1	1	1	0	0	1	0	0
TOTAL	0	2	2	2	0	2	1	0	0

## POLICE & EMERGENCY SERVICES

QUEENSLAND POLICE SERVICE	0	2	2	2	0	0	0	0	6
QUEENSLAND AMBULANCE SERVICE	0	0	0	0	0	0	0	0	0
QUEENSLAND CORRECTIVE SERVICES COMM.	0	2	2	2	0	0	1	1	0
TOTAL	0	4	4	4	0	0	1	1	6

## PREMIER, ECONOMIC & TRADE DEVELOPMENT

PUBLIC SECTOR MANAGEMENT COMMISSION	0	1	1	1	0	0	0	0	1
TOTAL	0	1	1	1	0	0	0	0	1

## TRANSPORT

QUEENSLAND RAIL	0	1	1	1	0	0	0	0	0
TOTAL	0	1	1	1	0	0	0	0	0
GRAND TOTAL	5	47	52	52	0	24	167	46	230

TYPES OF APPLICATIONS RECEIVED FROM 01/07/93-30/06/94 - STATE GOVERNMENT AGENCIES

Portfolio/Agency	Personal Number	%	Non-personal Number	%	Total
------------------	--------------------	---	------------------------	---	-------

Page 1

ADMINISTRATIVE SERVICES

MINISTER FOR ADMINISTRATIVE SERVICES	0	0.0	0	0.0	0
ADMINISTRATIVE SERVICES DEPARTMENT	8	28.6	20	71.4	28
BOARD OF ARCHITECTS	0	0.0	0	0.0	0
BOARD OF PROFESSIONAL ENGINEERS	0	0.0	0	0.0	0
TOTAL	8	28.6	20	71.4	28

BUSINESS, INDUSTRY & REGN'L DEVELOPMENT

MINISTER FOR BUSINESS, INDUSTRY & R-DEV	1	25.0	3	75.0	4
DEPT OF BUSINESS, INDUST. & REGNL DEVEL.	0	0.0	0	0.0	0
QLD SMALL BUSINESS CORPORATION	0	0.0	0	0.0	0
TOTAL	1	25.0	3	75.0	4

CONSUMER AFFAIRS & CORRECTIVE SERVICES

MINISTER FOR CORRECT.SERV & CONSUM.AFFERS	0	0.0	0	0.0	0
* DEPARTMENT OF CONSUMER AFFAIRS	4	25.0	12	75.0	16
RENTAL BOND	0	0.0	0	0.0	0
AUCTIONEERS' & AGENTS' COMMITTEE	0	0.0	0	0.0	0
* CORRECTIVE SERVICES COMMISSION	75	97.4	2	2.6	77
TOTAL	79	84.9	14	15.1	93

\* On 18 October 1993 the Department of Consumer Affairs became part of the Qld Emergency Services Portfolio; the Corrective Services Commission became part of the Police Portfolio.

EMPLOYMENT, VOCATIONAL EDUCATION,  
TRAINING & INDUSTRIAL RELATIONS

MINISTER FOR D.E.V.E.T.I.R.	0	0.0	0	0.0	0
D.E.V.E.T.I.R.	153	69.5	67	30.5	220
WORKER'S COMPENSATION BOARD	2238	99.7	6	0.3	2,244
VETEC	0	0.0	0	0.0	0
BUILDING & CONSTRUCTION LONG SERVICE LVE BRD	0	0.0	2	100.0	2
INDUSTRIAL REGISTRAR	1	100.0	0	0.0	1
TOTAL	2,392	97.0	75	3.0	2,467

EDUCATION

MINISTER FOR EDUCATION	0	0.0	0	0.0	0
DEPARTMENT OF EDUCATION	125	67.9	59	32.1	184
BOARD OF SENIOR SECONDARY SCHOOL STUDIES	20	90.9	2	9.1	22

Appendix C

Types of applications received from  
1 July 1993 to 30 June 1994

Government Agencies

**TYPES OF APPLICATIONS RECEIVED FROM 01/07/93-30/06/94 - STATE GOVERNMENT AGENCIES**

Portfolio/Agency ----- Page 2

	Personal Number	%	Non-personal Number	%	Total
BOARD OF TEACHER REGISTRATION	1	100.0	0	0.0	1
TERTIARY ENTRANCE PROCEDURES AUTHORITY	0	0.0	0	0.0	0
UNIVERSITY OF QUEENSLAND	19	79.2	5	20.8	24
GRIFFITH UNIVERSITY	19	90.5	2	9.5	21
JAMES COOK UNIVERSITY OF NORTHERN AUST	2	50.0	2	50.0	4
QUEENSLAND UNIVERSITY OF TECHNOLOGY	10	76.9	3	23.1	13
UNIVERSITY OF SOUTHERN QUEENSLAND	2	25.0	6	75.0	8
UNIVERSITY OF CENTRAL QUEENSLAND	7	87.5	1	12.5	8
<b>TOTAL</b>	<b>205</b>	<b>71.9</b>	<b>80</b>	<b>28.1</b>	<b>285</b>

**ENVIRONMENT & HERITAGE**

	Personal Number	%	Non-personal Number	%	Total
MINISTER FOR EDUCATION	0	0.0	0	0.0	0
DEPT. OF ENVIRONMENT & HERITAGE	1	3.1	31	96.9	32
QUEENSLAND NATIONAL PARKS	0	0.0	14	100.0	14
BEACH PROTECTION AUTHORITY	0	0.0	2	100.0	2
WET TROPICS AUTHORITY	0	0.0	5	100.0	5
QUEENSLAND HERITAGE COUNCIL	0	0.0	4	100.0	4
RECREATION AREAS AUTHORITY	0	0.0	1	100.0	1
<b>TOTAL</b>	<b>1</b>	<b>1.7</b>	<b>57</b>	<b>98.3</b>	<b>58</b>

**FAMILY SERV., ABORIGINAL & ISL. AFFAIRS**

	Personal Number	%	Non-personal Number	%	Total
MINISTER FOR FAMILY SERVICES	0	0.0	0	0.0	0
DEPARTMENT OF FAMILY SERVICES	421	94.4	25	5.6	446
INTELLECTUALLY DISABLED CITIZENS COUNCIL	7	100.0	0	0.0	7
LEGAL FRIEND	0	0.0	2	100.0	2
<b>TOTAL</b>	<b>428</b>	<b>94.1</b>	<b>27</b>	<b>5.9</b>	<b>455</b>

**HOUSING, LOCAL GOVERNMENT & PLANNING**

	Personal Number	%	Non-personal Number	%	Total
MINISTER FOR HOUSING, LOCAL GOV'T & PLANNING	0	0.0	0	0.0	0
DEPARTMENT OF HOUSING & LOCAL GOVERNMENT	62	68.9	28	31.1	90
QLD BUILDING SERVICES AUTHORITY	3	12.0	22	88.0	25
RENTAL BOND AUTHORITY	3	100.0	0	0.0	3
<b>TOTAL</b>	<b>68</b>	<b>57.6</b>	<b>50</b>	<b>42.4</b>	<b>118</b>

**HEALTH**

	Personal Number	%	Non-personal Number	%	Total
MINISTER FOR HEALTH	0	0.0	0	0.0	0
DEPARTMENT OF HEALTH	42	60.0	28	40.0	70
BRISBANE NORTH REGIONAL HEALTH AUTHORITY	480	90.9	48	9.1	528
BRISBANE SOUTH REGIONAL HEALTH AUTHORITY	286	93.8	19	6.2	305



TYPES OF APPLICATIONS RECEIVED FROM 01/07/93-30/06/94 - STATE GOVERNMENT AGENCIES

Portfolio/Agency	Personal Number	%	Non-personal Number	%	Total
------------------	--------------------	---	------------------------	---	-------

Page 3

CENTRAL REGIONAL HEALTH AUTHORITY	26	86.7	4	13.3	30
CENTRAL WEST REGIONAL HEALTH AUTHORITY	0	0.0	0	0.0	0
DARLING DOWNS REGIONAL HEALTH AUTHORITY	28	65.1	15	34.9	43
MACKEY REGIONAL HEALTH AUTHORITY	20	95.2	1	4.8	21
NORTHERN REGIONAL HEALTH AUTHORITY	26	81.3	6	18.8	32
P&T'S REGIONAL HEALTH AUTHORITY	96	86.5	15	13.5	111
SOUTH COAST REGIONAL HEALTH AUTHORITY	63	86.3	10	13.7	73
SOUTH WEST REGIONAL HEALTH AUTHORITY	5	83.3	1	16.7	6
SUNSHINE COAST REGIONAL HEALTH AUTHORITY	15	100.0	0	0.0	15
WEST MORETON REGIONAL HEALTH AUTHORITY	116	81.7	26	18.3	142
WIDE BAY REGIONAL HEALTH AUTHORITY	35	92.1	3	7.9	38
MEDICAL & OTHER BOARDS	9	45.0	11	55.0	20
NURSES REGISTRATION BOARD	0	0.0	0	0.0	0
BOARD OF NURSING STUDIES	0	0.0	0	0.0	0
HEALTH RIGHTS COMMISSION	12	85.7	2	14.3	14
PATIENT REVIEW TRIBUNAL	8	88.9	1	11.1	9
QUEENSLAND NURSING COUNCIL	1	100.0	0	0.0	1
<b>TOTAL</b>	<b>1,268</b>	<b>87.0</b>	<b>190</b>	<b>13.0</b>	<b>1,458</b>

JUSTICE & ATTORNEY-GENERAL

MINISTER FOR JUSTICE & ATTORNEY-GENERAL	0	0.0	0	0.0	0
DEPARTMENT OF JUSTICE & ATTORNEY-GENERAL	32	52.5	29	47.5	61
OFFICE OF THE DIRECTOR OF PROSECUTIONS	2	66.7	1	33.3	3
PUBLIC TRUST OFFICE	7	41.2	10	58.8	17
QUEENSLAND CULTURAL CENTRE TRUST	1	100.0	0	0.0	1
QUEENSLAND STATE LIBRARY	1	50.0	1	50.0	2
LEGAL AID OFFICE (QUEENSLAND)	76	96.2	3	3.8	79
QUEENSLAND MUSEUM BOARD OF TRUSTEES	0	0.0	0	0.0	0
ELECTORAL COMMISSION OF QUEENSLAND	0	0.0	0	0.0	0
CRIMINAL JUSTICE COMMISSION	34	59.6	23	40.4	57
<b>TOTAL</b>	<b>153</b>	<b>69.5</b>	<b>67</b>	<b>30.5</b>	<b>220</b>

LANDS

MINISTER FOR LANDS	0	0.0	0	0.0	0
DEPARTMENT OF LANDS	4	3.6	106	96.4	110
VALUER'S REGISTRATION BOARD OF QLD	0	0.0	1	100.0	1
SURVEYORS BOARD OF QUEENSLAND	0	0.0	1	100.0	1
<b>TOTAL</b>	<b>4</b>	<b>3.6</b>	<b>108</b>	<b>96.4</b>	<b>112</b>

TYPES OF APPLICATIONS RECEIVED FROM 01/07/93-30/06/94 - STATE GOVERNMENT AGENCIES

Portfolio/Agency Personal Number % Non-personal Number % Total

Page 4

MINERALS & ENERGY

MINISTER FOR MINERALS & ENERGY	0	0.0	0	0.0	0
DEPARTMENT OF MINERALS & ENERGY	28	36.8	48	63.2	76
QUEENSLAND ELECTRICITY COMMISSION	13	52.0	12	48.0	25
FAR NORTH QLD ELECTRICITY BOARD	1	25.0	3	75.0	4
NORTH QUEENSLAND ELECTRICITY BOARD	2	40.0	3	60.0	5
THE CAPRICORNIA ELECTRICITY BOARD	2	66.7	1	33.3	3
WIDE BAY-BURNETT ELECTRICITY BOARD	1	50.0	1	50.0	2
SOUTH EAST QLD ELECTRICITY BOARD	6	46.2	7	53.8	13
QLD ELEC SUPPLY SUPERANNUATION BOARD	4	100.0	0	0.0	4
TOTAL	54	41.9	75	58.1	129

POLICE & EMERGENCY SERVICES

MINISTER FOR POLICE	0	0.0	0	0.0	0
QUEENSLAND POLICE SERVICE	117	19.5	482	80.5	599
* BUREAU OF EMERGENCY SERVICES	1	25.0	3	75.0	4
* QUEENSLAND AMBULANCE SERVICE	5	55.6	4	44.4	9
* QUEENSLAND FIRE SERVICE	2	25.0	6	75.0	8
QLD FIRE SERVICE SUPERANNUATION PLAN	0	0.0	0	0.0	0
QUEENSLAND CORRECTIVE SERVICES COMM.	69	88.5	9	11.5	78
TOTAL	194	27.8	504	72.2	698

\* On 18 October 1993 these agencies became part of the Queensland Emergency Services Portfolio.

PREMIER, ECONOMIC & TRADE DEVELOPMENT

PREMIER	3	60.0	2	40.0	5
DEPARTMENT OF THE PREMIER	4	21.1	15	78.9	19
PARLIAMENTARY COMMISSIONER FOR ADMIN INV	15	78.9	4	21.1	19
ELECTORAL & ADMINISTRATIVE REVIEW COMM'N	0	0.0	0	0.0	0
PUBLIC SECTOR MANAGEMENT COMMISSION	4	66.7	2	33.3	6
TRUSTEES OF PARL CONTRIBUTION SUPER FUND	0	0.0	0	0.0	0
OFFICE OF THE CABINET	0	0.0	4	100.0	4
QUEENSLAND AUDIT OFFICE	0	0.0	1	100.0	1
TOTAL	26	48.1	28	51.9	54

PRIMARY INDUSTRIES

MINISTER FOR PRIMARY INDUSTRIES	0	0.0	0	0.0	0
DEPARTMENT OF PRIMARY INDUSTRIES	15	14.0	92	86.0	107
LIVESTOCK AND MEAT AUTHORITY OF QLD	0	0.0	1	100.0	1

TYPES OF APPLICATIONS RECEIVED FROM 01/07/93-30/06/94 - STATE GOVERNMENT AGENCIES

Portfolio/Agency	Personal		Non-personal		Total
	Number	%	Number	%	

Page 5

EGG MARKETING BOARD	0	0.0	0	0.0	0
AGRI CHEM DIST CONTROL BOARD	1	16.7	5	83.3	6
CHICKEN MEAT INDUSTRY COMMITTEE	0	0.0	0	0.0	0
QLD DAIRY INDUSTRY AUTHORITY	0	0.0	4	100.0	4
SUGAR EXPERIMENTS STATIONS BOARD	0	0.0	0	0.0	0
VETERINARY SURGEONS BOARD	0	0.0	0	0.0	0
QLD FISH MANAGEMENT AUTHORITY	0	0.0	2	100.0	2
QLD EGG INDUSTRY MANAGEMENT AUTHORITY	0	0.0	1	100.0	1
GRAINCO QLD CO-OPERATIVE ASSOCIATION LTD	0	0.0	1	100.0	1
SOUTH EAST QUEENSLAND WATER BOARD	0	0.0	2	100.0	2
QUEENSLAND COMMERCIAL FISHERMEN'S ORGNTN	0	0.0	1	100.0	1
QLD DAIRY INDUSTRY POLICY COUNCIL	0	0.0	0	0.0	0
PIONEER RIVER IMPROVEMENT TRUST	1	100.0	0	0.0	1
COREEN WATER BOARD	1	50.0	1	50.0	2
TOTAL	18	14.1	110	85.9	128

QLD EMERGENCY SERVICES, RURAL COMM & CON. AF

MINISTER FOR QLD EMERGENCY SERVICES	0	0.0	0	0.0	0
OFFICE OF RURAL COMMUNITIES	0	0.0	2	100.0	2
DEPARTMENT OF QUEENSLAND EMERGENCY SERV.	0	0.0	6	100.0	6
OFFICE OF CONSUMER AFFAIRS	5	12.2	36	87.8	41
QUEENSLAND AMBULANCE SERVICE	5	29.4	12	70.6	17
QUEENSLAND FIRE SERVICE	4	36.4	7	63.6	11
TOTAL	14	18.2	63	81.8	77

TOURISM, SPORT & RACING

MINISTER FOR TOURISM, SPORT & RACING	0	0.0	0	0.0	0
DEPARTMENT OF TOURISM, SPORT & RACING	0	0.0	31	100.0	31
TOTALISATOR ADMINISTRATION BOARD OF QLD	0	0.0	1	100.0	1
QUEENSLAND HARNES RACING BOARD	0	0.0	1	100.0	1
GREYHOUND RACING CONTROL BOARD OF QLD	0	0.0	1	100.0	1
TRUSTEES OF ALBION PARK PACEWAY	0	0.0	1	100.0	1
QUEENSLAND PRINCIPAL CLUB	2	66.7	1	33.3	3
QUEENSLAND TOURIST & TRAVEL CORPORATION	0	0.0	1	100.0	1
TRUSTEES OF LANG PARK	0	0.0	1	100.0	1
TOTAL	2	5.0	38	95.0	40

TRANSPORT

MINISTER FOR TRANSPORT	0	0.0	0	0.0	0
DEPARTMENT OF TRANSPORT	15	10.4	129	89.6	144

TYPES OF APPLICATIONS RECEIVED FROM 01/07/93-30/06/94 - STATE GOVERNMENT AGENCIES

Portfolio/Agency ----- Page 6

	Personal Number	%	Non-personal Number	%	Total
PORT OF BRISBANE AUTHORITY	0	0.0	3	100.0	3
CAIRNS PORT AUTHORITY	1	100.0	0	0.0	1
GLADSTONE PORT AUTHORITY	0	0.0	1	100.0	1
MACKAY PORT AUTHORITY	0	0.0	0	0.0	0
TOWNSVILLE PORT AUTHORITY	0	0.0	1	100.0	1
PORTS CORPORATION	0	0.0	1	100.0	1
QUEENSLAND RAIL	86	81.9	19	18.1	105
TOTAL	102	39.8	154	60.2	256

TREASURY

TREASURER	0	0.0	0	0.0	0
DEPARTMENT OF THE TREASURY	7	17.1	34	82.9	41
BRD TRUSTEES GOVT OFFICERS' SUPER TRUST	2	100.0	0	0.0	2
BRD TRUSTEES STATE PUB SECTOR SUPER FUND	104	100.0	0	0.0	104
STATE SERVICE SUPERANNUATION BOARD	23	100.0	0	0.0	23
POLICE SUPERANNUATION BOARD	3	100.0	0	0.0	3
GOVERNMENT SUPERANNUATION OFFICE	0	0.0	0	0.0	0
QUEENSLAND INDUSTRY DEVELOPMENT CORPORAT	5	83.3	1	16.7	6
TOTAL	144	80.4	35	19.6	179
GRAND TOTAL	5,161	75.2	1,698	24.8	6,859

TYPES OF APPLICATIONS - STATE GOVERNMENT AGENCIES - TOP 10

Portfolio/Agency	Personal		Non-personal		Total
	Number	%	Number	%	
WORKER'S COMPENSATION BOARD	2,238	99.7	6	0.3	2,244
QUEENSLAND POLICE SERVICE	117	19.5	482	80.5	599
BRISBANE NORTH REGIONAL HEALTH AUTHORITY	480	90.9	48	9.1	528
DEPARTMENT OF FAMILY SERVICES	421	94.4	25	5.6	446
BRISBANE SOUTH REGIONAL HEALTH AUTHORITY	286	93.8	19	6.2	305
D.E.V.E.T.I.R.	153	69.5	67	30.5	220
DEPARTMENT OF EDUCATION	125	67.9	59	32.1	184
DEPARTMENT OF TRANSPORT	15	10.4	129	89.6	144
WEST MORETON REGIONAL HEALTH AUTHORITY	116	81.7	26	18.3	142
P&TS REGIONAL HEALTH AUTHORITY	96	86.5	15	13.5	111

Page 1

# ACTION ON APPLICATIONS - STATE GOVERNMENT AGENCIES

Portfolio/Agency Officer/Designation	Applications Considered	Access in FULL	Access in PART	Access REFUSED	% of documents RELEASED in FULL or PART	Provisions Invoked [No. of times]	Legend N = Non-personal P = Personal
---	----------------------------	-------------------	-------------------	-------------------	---	---	--

Page 1

## ADMINISTRATIVE SERVICES

### ADMINISTRATIVE SERVICES DEPARTMENT

BAYNTUN M, ACTING FOI COORDINATOR	N	4	3	1	0	99.9	45(1)(c) 46(1)(a) 46(1)(b) 49 [45] [45] [45]
-----------------------------------	---	---	---	---	---	------	--

### HAMPTON N, ACTING FOI COORDINATOR

	P	1	1	0	0	100.0	
--	---	---	---	---	---	-------	--

### HARDWICKE L, FOI COORDINATOR

	N	14	5	8	1	95.6	28(2) 41(1) 43(1) 45(1)(b) 45(1)(c) 46(1)(a) 46(1)(b) 49 [1] [6] [173] [283] [329] [327] [326] [33]
--	---	----	---	---	---	------	--

69

KLUVER W, ACTING FOI COORDINATOR	P	11	6	0	5	98.0	44(1) 46(1)(b) [7] [7]
	N	1	1	0	0	100.0	
	P	1	0	1	0	100.0	44(1) [7]

AGENCY TOTAL  
PORTFOLIO TOTAL

	32	16	10	6	96.6
	32	16	10	6	96.6

## BUSINESS, INDUSTRY & REGN'L DEVELOPMENT

### MINISTER FOR BUSINESS, INDUSTRY & R.DEV

#### BEECH S, FOI CO-ORDINATOR

	N	3	2	0	1	100.0	
	P	1	1	0	0	100.0	

AGENCY TOTAL  
PORTFOLIO TOTAL

	4	3	0	1	100.0
	4	3	0	1	100.0

## CONSUMER AFFAIRS & CORRECTIVE SERVICES

### DEPARTMENT OF CONSUMER AFFAIRS

#### AURISCH G, MANAGER FOI & ADMIN LAW

	N	7	2	5	0	93.7	41(1) 43(1) [7] [22]
--	---	---	---	---	---	------	-------------------------------

## Appendix D

### Action on applications

### Government Agencies

# ACTION ON APPLICATIONS - STATE GOVERNMENT AGENCIES

Portfolio/Agency Officer/Designation	Applications Considered	Access in FULL	Access in PART	Access REFUSED	% of documents RELEASED in FULL or PART	Provisions Invoked [No. of times]	Legend N = Non-personal P = Personal
BARKER S, COORDINATOR FOI	P	4	1	2	1	96.5	44(1) [60] 46(1)(b) [16]
							43(1) [9] 44(1) [2]
	N	12	4	8	0	80.5	42(1)(b) [119] 43(1) [611] 44(1) [286] 45(1)(c) [154] 46(1)(a) [23] 46(1)(b) [28] 48(1) [46] 43(1) [7]
	P	2	0	1	1	90.3	

AGENCY TOTAL 25 7 16 2 83.1

## CORRECTIVE SERVICES COMMISSION CABANTUK P, FOI CO-ORDINATOR

N	10	5	1	4	3.6	28(2) [1] 39(b) [791] 40(a) [3] 40(b) [2] 40(c) [2] 41(1) [6] 42(1)(b) [1] 42(1)(g) [2] 42(1)(h) [1] 42(1)(i) [3] 44(1) [2] 45(1)(b) [895] 45(1)(c) [500] 46(1)(a) [2] 46(1)(b) [6] 48(1) [2]
P	113	35	67	11	91.8	22(a) [3] 40(a) [2] 40(b) [2] 40(c) [25] 41(1) [354]

# ACTION ON APPLICATIONS - STATE GOVERNMENT AGENCIES

Portfolio/Agency Officer/Designation	Applications Considered	Access		Access in PART	Access REFUSED	% of documents RELEASED in FULL or PART	Provisions Invoked [No. of times]	Legend N = Non-personal P = Personal							
		Access in FULL	Access REFUSED												
DINEEN C, A/LEGAL OFFICER	P	5	1	4	0	100.0	42(1)(a)	[37]							
							42(1)(b)	[221]							
							42(1)(c)	[142]							
							42(1)(d)	[22]							
							42(1)(e)	[47]							
							42(1)(f)	[7]							
							42(1)(g)	[30]							
							42(1)(h)	[39]							
							42(1)(i)	[24]							
							43(1)	[5]							
							44(1)	[496]							
							44(3)	[3]							
							45(1)(a)	[1]							
							46(1)(a)	[165]							
							46(1)(b)	[400]							
48(1)	[23]														
AGENCY TOTAL	128	41	72	15	86.0										
PORTFOLIO TOTAL	153	48	88	17	85.5										
EMPLOYMENT, VOCATIONAL EDUCATION, TRAINING & INDUSTRIAL RELATIONS D.E.V.E.T.I.R.	N	74	31	41	2	66.9	36(1)(c)	[997]							
							36(1)(d)	[124]							
							36(1)(e)	[3]							
							39(b)	[61]							
							41(1)	[1295]							
							43(1)	[54]							
							44(1)	[267]							
							45(1)(a)	[4]							
							45(1)(b)	[26]							
							46(1)(b)	[2]							
							CUMBERLAND G D, A/FOI COORDINATOR	N	74	31	41	2	66.9	36(1)(c)	[997]
														36(1)(d)	[124]
														36(1)(e)	[3]
														39(b)	[61]
														41(1)	[1295]
43(1)	[54]														
44(1)	[267]														
45(1)(a)	[4]														
45(1)(b)	[26]														
46(1)(b)	[2]														



# ACTION ON APPLICATIONS - STATE GOVERNMENT AGENCIES

Portfolio/Agency Officer/Designation	Applications Considered	Access in FULL	Access in PART	Access REFUSED	% of documents RELEASED in FULL or PART	Provisions Invoked [No. of times]	Legend N = Non-personal P = Personal
---	----------------------------	-------------------	-------------------	-------------------	---	---	--

Page 4

P	122	54	34	34	97.3	40(c) 42(1)(d) 43(1) 44(1) 45(1)(a) 45(1)(b) 46(1)(a) 46(1)(b)	[1] [1] [89] [121] [3] [20] [36] [4]
---	-----	----	----	----	------	---	---

AGENCY TOTAL 196 85 75 36 80.9

## WORKER'S COMPENSATION BOARD

CAMPBELL D, FOI ADMINISTRATION OFFICER	P	4	4	0	0	100.0	
HEFFERNAN K, A/FOI COORDINATOR	P	53	53	0	0	100.0	
KNIGHT T, A/FOI COORDINATOR	N	1	1	0	0	100.0	[134] [238]
	P	733	714	17	2	99.4	[5] [4]
MCLACHLAN V, FOI ADMINISTRATION OFFICER	P	15	15	0	0	100.0	
MULLINS P, A/FOI ADMINISTRATION OFFICER	P	3	3	0	0	100.0	
WATSON W, FOI COORDINATOR	N	5	5	0	0	100.0	
	P	1,528	1,507	19	2	99.8	42(1)(a) 42(1)(b) 42(1)(c) 43(1)

AGENCY TOTAL 2,342 2,302 36 4 99.7

## BUILDING & CONSTRUCTION LONG SERVICE LEAVE BRD

DURRAND D, A/ADMIN OFFICER (BOARD SECRET)	N	2	2	0	0	100.0	
AGENCY TOTAL		2	2	0	0	100.0	
PORTFOLIO TOTAL		2,540	2,389	111	40	98.7	

# ACTION ON APPLICATIONS - STATE GOVERNMENT AGENCIES

Portfolio/Agency Officer/Designation	Applications Considered	Access in FULL	Access in PART	Access REFUSED	% of documents RELEASED in FULL or PART	Provisions Invoked [No. of times]	Legend N = Non-personal P = Personal
EDUCATION							
DEPARTMENT OF EDUCATION							
HALL K J, PRINCIPAL POLICY OFFICER	N	3	2	1	0	100.0	45(1)(a) [15] 46(1)(a) [1]
	P	6	4	2	0	100.0	41(1) [10] 43(1) [4] 44(1) [6]
SPRING E, PRINCIPAL POLICY OFFICER	N	49	20	29	0	91.3	22(b) [1] 36(1)(a) [227] 36(1)(e) [133] 40(a) [69] 40(c) [6] 41(1) [243] 42(1)(a) [59] 42(1)(b) [37] 42(1)(c) [37] 42(1)(e) [37] 43(1) [35] 44(1) [1433] 46(1)(b) [6] 49 [32] 50(c) [4]
	P	116	72	34	10	99.2	40(a) [352] 40(b) [246] 40(c) [17] 41(1) [15] 42(1)(a) [5] 43(1) [319] 44(1) [62] 46(1)(b) [8]
STOREY T, A/PRINCIPAL POLICY OFFICER	P	3	0	2	1	81.7	40(b) [2] 44(1) [1]
AGENCY TOTAL		177	98	68	11	95.7	

Page 5

# ACTION ON APPLICATIONS - STATE GOVERNMENT AGENCIES

Portfolio/Agency Officer/Designation	Applications Considered	Access in FULL	Access in PART	Access REFUSED	% of documents RELEASED in FULL or PART	Provisions Invoked [No. of times]	Legend N = Non-personal P = Personal
<b>BOARD OF SENIOR SECONDARY SCHOOL STUDIES</b>							
NUYEN A, FOI DETERMINATION OFFICER	N 1 P 21	0 16	1 5	0 0	100.0 100.0	44(1) 40(a) 44(1)	[13] [1] [15]
AGENCY TOTAL	22	16	6	0	100.0		
<b>BOARD OF TEACHER REGISTRATION</b>							
JANSEN E M (DR), ASSISTANT DIRECTOR - BT	P 1	1	0	0	100.0		
AGENCY TOTAL	1	1	0	0	100.0		
<b>UNIVERSITY OF QUEENSLAND</b>							
LAVERY M, FOI OFFICER - U OF Q	N 5 P 27	2 8	3 16	0 3	100.0 95.2	44(1) 39(a)	[3] [4]
						40(c) 41(1) 43(1) 44(1) 45(1)(c) 46(1)(a) 46(1)(b)	[301] [298] [274] [341] [43] [144] [69]
AGENCY TOTAL	32	10	19	3	95.6		
<b>GRIFFITH UNIVERSITY</b>							
MCANDREW C, PRO-VICE-CHANCELLOR ADM - GR	N 2	0	0	2	90.9	41(1) 42(1)(a) 42(1)(b) 43(1) 44(1) 40(a) 40(c) 40(d) 41(1) 43(1) 44(1) 46(1)(b)	[20] [20] [20] [20] [2] [2] [92] [6] [98] [11] [45] [113]
	P 21	6	12	3	96.9		
AGENCY TOTAL	23	6	12	5	96.9		

**ACTION ON APPLICATIONS - STATE GOVERNMENT AGENCIES**

Portfolio/Agency Officer/Designation      Applications Considered      Access in FULL      Access in PART      Access REFUSED      % of documents RELEASED in FULL or PART      Provisions Invoked [No. of times]      Legend N = Non-personal P = Personal      Page 7

**JAMES COOK UNIVERSITY OF NORTHERN AUSTRALIA**

PIERCE W C, MANAGER ADMIN SERVICES	FOI C P	1	1	0	0	100.0	
TURNER D, FOI COORDINATOR - JCU	N P	2	2	0	0	100.0	[4]
		2	1	0	1	93.7	46(1)(a) 46(1)(b) [4]

AGENCY TOTAL      5      4      0      1      98.3

**QUEENSLAND UNIVERSITY OF TECHNOLOGY**

BURTON M, FOI OFFICER - QUT	N	3	0	3	0	78.6	40(b) [8] 40(c) [8] 44(1) [156] 45(1)(a) [26] 45(1)(b) [26] 45(1)(c) [26]
	P	3	1	1	1	68.9	40(c) [34] 41(1) [4] 44(1) [29] 46(1)(a) [3] 46(1)(b) [3]
CUSSENS P, FOI OFFICER - QUT	P	7	1	5	1	100.0	44(1) [14]

AGENCY TOTAL      13      2      9      2      92.3

**UNIVERSITY OF SOUTHERN QUEENSLAND**

TIMMINS W K, ACADEMIC REGISTRAR - USQ	N	2	1	1	0	89.7	57 [3]
	P	1	1	0	0	100.0	
WINTER A, ACADEMIC SECRETARY - USQ	N	3	2	0	1	99.3	22(b) [1]

# ACTION ON APPLICATIONS - STATE GOVERNMENT AGENCIES

Portfolio/Agency Officer/Designation	Applications Considered	Access in FULL	Access in PART	Access REFUSED	% of documents RELEASED in FULL or PART	Provisions Invoked [No. of times]	Legend N = Non-personal P = Personal
P	1	0	1	0	82.2	42(1)(c) 42(1)(d) 42(1)(e) 42(1)(g) 42(1)(h)	[28] [28] [28] [28] [28]
AGENCY TOTAL	7	4	2	1	91.3		
UNIVERSITY OF CENTRAL QUEENSLAND							
WINDOW K, REGISTRAR - CQU	N	1	1	0	100.0		
P	8	7	0	1	99.4	46(1)(b)	[1]
AGENCY TOTAL	9	8	0	1	99.4		
PORTFOLIO TOTAL	289	149	116	24	95.5		
ENVIRONMENT & HERITAGE							
DEPT. OF ENVIRONMENT & HERITAGE							
JACKSON K, EXEC OFFICER	N	23	12	10	98.2	36(1)(a) 42(1)(e) 43(1) 44(1) 45(1)(b) 45(1)(c) 46(1)(a) 46(1)(b) 49	[45] [222] [23] [5] [8] [42] [21] [66] [8]
P	1	1	0	0	100.0		
AGENCY TOTAL	24	13	10	1	98.2		
QUEENSLAND NATIONAL PARKS							
JACKSON K, EXEC OFFICER	N	16	7	7	97.7	35 42(1)(e) 43(1) 45(1)(b) 45(1)(c) 49	[10] [2] [20] [20] [6] [18]
P							
AGENCY TOTAL	16	7	7	2	97.7		

# ACTION ON APPLICATIONS - STATE GOVERNMENT AGENCIES

Portfolio/Agency Officer/Designation	Applications Considered	Access in FULL	Access in PART	Access REFUSED	% of documents RELEASED in FULL or PART	Provisions Invoked [No. of times]	Legend N = Non-personal P = Personal
---	----------------------------	-------------------	-------------------	-------------------	---	---	--

Page 9

## WET TROPICS AUTHORITY

JACKSON K, EXEC OFFICER	N	3	2	0	1	100.0	
AGENCY TOTAL		3	2	0	1	100.0	

## QUEENSLAND HERITAGE COUNCIL

JACKSON K, EXEC OFFICER	N	4	3	0	1	100.0	
AGENCY TOTAL		4	3	0	1	100.0	
PORTFOLIO TOTAL		47	25	17	5	98.2	

## FAMILY SERV., ABORIGINAL & ISL. AFFAIRS DEPARTMENT OF FAMILY SERVICES

ANN CAZZULINO, FOI OFFICER	P	11	3	8	0	99.3	42(1)(b) [38] 44(1) [178] 46(1)(b) [20]
CLAIRE MCKEOUGH, FOI OFFICER	P	11	1	8	2	99.5	21 [1] 35 [10] 42(1)(b) [62] 44(1) [87] 46(1)(b) [2]
DON SMITH, POLICY OFFICER	P	2	2	0	0	100.0	22(a) [43] 22(b) [5] 22(e) [1] 42(1)(a) [3] 42(1)(b) [315] 42(1)(c) [20] 42(1)(e) [15] 42(1)(h) [7] 43(1) [2] 44(1) [2588] 46(1)(a) [67] 46(1)(b) [63] 48(1) [2]
DONOVAN H, FOI OFFICER	P	86	8	77	1	95.0	

# ACTION ON APPLICATIONS - STATE GOVERNMENT AGENCIES

Portfolio/Agency Officer/Designation	Applications Considered	Access in FULL	Access in PART	Access REFUSED	% of documents RELEASED in FULL or PART	Provisions Invoked [No. of times]	Legend N = Non-personal P = Personal
HORTON S, MANAGER FOI	N	6	4	1	100.0	50(a)	[11]
						35	[0]
						44(1)	[13]
P	36	13	18	5	92.5	21	[1]
						22(a)	[106]
						22(e)	[2]
						28(3)	[1]
						40(e)	[2]
						42(1)(b)	[42]
						44(1)	[364]
						46(1)(a)	[1]
JANICE HUGHES, SENIOR FOI OFFICER	N	1	0	1	75.7	44(1)	[168]
						46(1)(b)	[2]
						42(1)(b)	[156]
						42(1)(c)	[41]
						44(1)	[683]
						46(1)(a)	[6]
						46(1)(b)	[15]
JEPPSEN V, SENIOR FOI OFFICER	P	1	0	1	100.0	42(1)(b)	[9]
						44(1)	[49]
						46(1)(b)	[2]
						50(a)	[45]
MCCORMACK P, FOI OFFICER	N	1	18	0	100.0	42(1)(b)	[115]
						42(1)(e)	[29]
						44(1)	[351]
						46(1)(a)	[2]
PRINS N, MANAGER INFORMATION MANAGEMEN	P	71	71	0	100.0	50(a)	[4]
RYAN T, POLICY OFFICER	P	2	0	2	97.1	42(1)(b)	[49]
						42(1)(e)	[2]
						44(1)	[2]
						46(1)(b)	[2]

# ACTION ON APPLICATIONS - STATE GOVERNMENT AGENCIES

Portfolio/Agency Officer/Designation	Applications Considered	Access in FULL	Access in PART	Access REFUSED	% of documents RELEASED in FULL or PART	Provisions Invoked [No. of times]	Legend N = Non-personal P = Personal
VAN JEPPESEN, SENIOR FOI OFFICER	N 11	5	6	0	96.6	42(1)(b) 42(1)(d) 44(1)	[52] [30] [12]
	P 86	18	67	1	97.0	21 42(1)(b) 44(1) 46(1)(a) 46(1)(b) 50(a)	[1] [260] [767] [5] [10] [58]
AGENCY TOTAL	395	155	230	10	96.1		
INTELLECTUALLY DISABLED CITIZENS COUNCIL							
DAVIES M, COUNCIL MEMBER IDCCQ	P 1	0	1	0	100.0	44(1)	[1]
FINGLETON D, COUNCIL MEMBER IDCCQ	P 2	1	1	0	100.0	46(1)(b)	[2]
HUME W, COUNCIL MEMBER IDCCQ	P 1	0	1	0	100.0	44(1)	[1]
MILLER M, COUNCIL MEMBER IDCCQ	P 1	1	0	0	100.0		
PLUMMER R, MEMBER OF THE IDCCQ	P 2	2	0	0	100.0		
AGENCY TOTAL	7	4	3	0	100.0		
LEGAL FRIEND							
CURTIN A, DELEGATE OF THE LEGAL FRIEND	N 1	0	1	0	51.0	44(1)	[24]
HEDLEY M, DELEGATE OF THE LEGAL FRIEND	N 1	1	0	0	100.0		
AGENCY TOTAL	2	1	1	0	61.9		
PORTFOLIO TOTAL	404	160	234	10	96.1		



# ACTION ON APPLICATIONS - STATE GOVERNMENT AGENCIES

Portfolio/Agency Officer/Designation	Applications Considered	Access in FULL	Access in PART	Access REFUSED	% of documents RELEASED in FULL or PART	Provisions Invoked [No. of times]	Legend N = Non-personal P = Personal
---	----------------------------	-------------------	-------------------	-------------------	---	---	--

Page 12

## HOUSING, LOCAL GOVERNMENT & PLANNING DEPARTMENT OF HOUSING & LOCAL GOVERNMENT

TUMATH V, MANAGER	N	27	13	13	1	95.8	36(1)(a) 36(1)(b) 36(1)(c) 36(1)(d) 36(1)(e) 37(1)(c) 38(a) 38(b) 41(1) 42(1)(a) 42(1)(e) 43(1)	[266] [152] [8] [10] [25] [10] [45] [45] [274] [3] [2] [19]
	P	66	45	20	1	99.4	44(1) 45(1)(c) 46(1)(b) 49 22(b) 42(1)(c) 44(1) 45(1)(a) 46(1)(a) 46(1)(b)	[6] [1] [75] [44] [1] [13] [31] [4] [14] [1]

AGENCY TOTAL 93 58 33 2 96.4

## OLD BUILDING SERVICES AUTHORITY

POTTS R, AGM-CORPORATE SUPPORT	N	21	17	2	2	100.0	43(1) 44(1) 45(1)(c)	[215] [2] [3]
	P	4	4	0	0	100.0		

AGENCY TOTAL 25 21 2 2 100.0

# ACTION ON APPLICATIONS - STATE GOVERNMENT AGENCIES

Portfolio/Agency Officer/Designation	Applications Considered	Access in FULL	Access in PART	Access REFUSED	% of documents RELEASED in FULL or PART	Provisions Invoked [No. of times]	Legend N = Non-personal P = Personal
<b>RENTAL BOND AUTHORITY</b>							
TUPPER A, SERVICES MANAGER	P	3	2	1	0	44(1)	[3]
AGENCY TOTAL	3	2	1	0	100.0		
PORTFOLIO TOTAL	121	81	36	4	97.4		
<b>HEALTH</b>							
<b>DEPARTMENT OF HEALTH</b>							
GARVEY S, A/MANAGER FOI & ADMIN LAW SECT	N	8	2	4	2	94.4	
						41(1)	[33]
						42(1)(b)	[60]
						43(1)	[3]
						44(1)	[176]
						45(1)(a)	[10]
						45(1)(b)	[10]
						45(1)(c)	[1]
						46(1)(b)	[150]
	P	12	2	6	4	76.7	
						42(1)(a)	[2]
						42(1)(b)	[16]
						42(1)(c)	[55]
						42(1)(e)	[53]
						44(1)	[1]
						45(1)(c)	[10]
						46(1)(b)	[10]
HARRIS S, MANAGER FOI & ADMIN LAW SECT	N	25	13	9	3	81.0	
						31	[4]
						36(1)(a)	[40]
						36(1)(c)	[315]
						36(1)(d)	[988]
						36(1)(e)	[7]
						42(1)(b)	[35]
						42(1)(e)	[6]
						43(1)	[110]
						44(1)	[228]
						45(1)(b)	[7]
						45(1)(c)	[9]
						46(1)(b)	[212]
						48(1)	[2]

# ACTION ON APPLICATIONS - STATE GOVERNMENT AGENCIES

Portfolio/Agency Officer/Designation	Applications Considered	Access in FULL	Access in PART	Access REFUSED	% of documents RELEASED in FULL or PART	Provisions Invoked [No. of times]	Legend N = Non-personal P = Personal
P	29	10	11	8	81.0	42(1)(b) 42(1)(c) 42(1)(e) 43(1) 44(1) 44(3) 45(1)(c) 46(1)(a) 46(1)(b)	[50] [102] [439] [7] [37] [11] [25] [1] [44]

AGENCY TOTAL 74 27 30 17 83.5

## BRISBANE NORTH REGIONAL HEALTH AUTHORITY

COUSAR D, ACTING REGIONAL DECISION MAKER	P	1	0	1	0	100.0	
EVANS W, REGIONAL DECISION MAKER	N	42	29	10	3	99.5	[29] [4] [3] [84] [38] [7]

P	425	336	74	15	99.9	22(e) 31 41(1) 42(1)(b) 42(1)(c) 43(1) 44(1) 44(3) 46(1)(a) 46(1)(b)	[23] [11] [5] [420] [579] [3] [216] [1658] [126] [62]
---	-----	-----	----	----	------	---	--

AGENCY TOTAL 468 365 85 18 99.9

## BRISBANE SOUTH REGIONAL HEALTH AUTHORITY

JAMES R, FOI DECISION MAKER	N	19	12	3	4	94.4	[7] [7] [65] [17]
-----------------------------	---	----	----	---	---	------	----------------------------

# ACTION ON APPLICATIONS - STATE GOVERNMENT AGENCIES

Portfolio/Agency Officer/Designation	Applications Considered	Access in FULL	Access in PART	Access REFUSED	% of documents RELEASED in FULL or PART	Provisions Invoked [No. of times]	Legend N = Non-personal P = Personal
P	283	253	16	14	94.5	37(1)(e) 40(a) 40(b) 42(1)(b) 42(1)(c) 42(1)(e) 44(1) 44(3) 45(1)(c) 46(1)(a) 46(1)(b) 49	[7] [12] [12] [3] [278] [5] [4] [1037] [1] [14] [43] [31]
AGENCY TOTAL		302	265	19	18	94.5	
CENTRAL REGIONAL HEALTH AUTHORITY							
BOWLES M, ACTING A.R.D.	N	2	1	1	0	100.0	[12]
	P	8	5	1	2	100.0	
GORE R, C.E.O.	P	1	0	0	1	0.0	
WHITMELL K, A.R.D.	N	1	1	0	0	100.0	
	P	16	12	4	0	100.0	[1]
AGENCY TOTAL		28	19	6	3	100.0	
DARLING DOWNS REGIONAL HEALTH AUTHORITY							
WHITBY P, SENIOR PERSONELL INDUSTRIAL OF	N	11	9	2	0	99.4	[3] [3]
	P	33	27	5	1	99.7	[24] [35] [10] [4] [28] [36]
AGENCY TOTAL		44	36	7	1	99.7	

# ACTION ON APPLICATIONS - STATE GOVERNMENT AGENCIES

Portfolio/Agency Officer/Designation	Applications Considered	Access in FULL	Access in PART	Access REFUSED	% of documents RELEASED in FULL or PART	Provisions Invoked [No. of times]	Legend N = Non-personal P = Personal
<b>MACKAY REGIONAL HEALTH AUTHORITY</b>							
LLOYD M, FOI DECISION MAKER	P	6	0	0	100.0		
STAUNTON M, FOI DECISION MAKER	N P	1 12	0 11	0 1	1 99.9	44(1) 46(1)(a) 46(1)(b)	[1] [1] [1]
AGENCY TOTAL	19	17	1	1	99.9		
<b>NORTHERN REGIONAL HEALTH AUTHORITY</b>							
GREEN R W, REGIONAL OFFICE MANAGER	N P	3 29	1 25	2 2	0 100.0	44(1) 44(1)	[34] [4]
AGENCY TOTAL	32	26	4	2	100.0		
<b>P&amp;TS REGIONAL HEALTH AUTHORITY</b>							
BYRNE S, FOI DECISION MAKER	N	11	5	3	36.4	40(c) 44(1)	[6] [1590]
	P	84	71	5	99.6	22(b) 42(1)(a) 42(1)(c) 43(1) 44(1) 44(3)	[4] [2] [26] [7] [5] [1]
JAMES R, FOI DECISION MAKER	P	10	7	2	100.0	42(1)(b) 46(1)(b)	[1] [2]
AGENCY TOTAL	105	83	10	12	85.5		
<b>SOUTH COAST REGIONAL HEALTH AUTHORITY</b>							
HEFFERNAN S, FOI DECISION MAKER	N	7	3	2	95.3	42(1)(b) 44(1) 45(1)(c)	[5] [12] [9]

# ACTION ON APPLICATIONS - STATE GOVERNMENT AGENCIES

Portfolio/Agency Officer/Designation	Applications Considered	Access in FULL	Access in PART	Access REFUSED	% of documents RELEASED in FULL or PART	Provisions Invoked [No. of times]	Legend N = Non-personal P = Personal
P	63	57	2	4	87.9	42(1)(b) 42(1)(c) 44(1) 44(3) 46(1)(b)	[2] [315] [1] [825] [32]
AGENCY TOTAL	70	60	4	6	88.3		
SOUTH WEST REGIONAL HEALTH AUTHORITY							
CONNELL G, PLANNING & LEGISLATION OFFICE	N	1	0	0	1	0.0	
P	5	2	2	1	100.0	44(1)	[3]
AGENCY TOTAL	6	2	2	2	100.0		
SUNSHINE COAST REGIONAL HEALTH AUTHORITY							
CARSWELL G, ARD F/A	P	10	8	0	2	92.6	[30]
AGENCY TOTAL	10	8	0	2	92.6		
WEST MORETON REGIONAL HEALTH AUTHORITY							
MELDRUM K, PROJECT OFFICER FOI/JR	N	5	3	1	1	100.0	[2]
P	19	11	8	0	100.0	44(1) 46(1)(b)	[246] [11]
MEYER P, SENIOR PROJECT OFFICER FOI/JR	N	17	9	6	2	99.7	[26]
P	83	40	40	3	97.7	44(1) 46(1)(a) 22(a) 42(1)(a) 42(1)(b) 42(1)(c) 43(1) 44(1) 44(3) 46(1)(a) 46(1)(b)	[26] [4] [79] [26] [2281] [2927] [25] [2830] [20] [128] [118]
TAYLOR GE, REGIONAL DIRECTOR	P	1	0	0	1	0.0	
AGENCY TOTAL	125	63	55	7	98.1		

# ACTION ON APPLICATIONS - STATE GOVERNMENT AGENCIES

Portfolio/Agency Officer/Designation	Applications Considered	Access in FULL	Access in PART	Access REFUSED	% of documents RELEASED in FULL or PART	Provisions Invoked [No. of times]	Legend N = Non-personal P = Personal
---	----------------------------	-------------------	-------------------	-------------------	---	---	--

Page 18

## WIDE BAY REGIONAL HEALTH AUTHORITY

BROWN D, EXECUTIVE SUPPORT OFFICER	N	3	3	0	0	100.0	
	P	35	33	0	2	100.0	
AGENCY TOTAL		38	36	0	2	100.0	

## MEDICAL & OTHER BOARDS

RTDSDILL-KENNY B, PROJECT OFFICER, MED A	N	9	3	3	3	55.7	[40] [28] [62] [31] [21] [27] [20] [47] [63]
							40(a) 42(1)(b) 43(1) 44(1) 46(1)(a) 46(1)(b) 48(1) 50(a) 50(b)
	P	9	2	5	2	68.4	[88] [1] [13] [3] [2] [74] [7]
							40(a) 42(1)(b) 43(1) 44(1) 46(1)(a) 46(1)(b) 48(1)

AGENCY TOTAL		18	5	8	5	61.6	
--------------	--	----	---	---	---	------	--

## HEALTH RIGHTS COMMISSION

DEANE M, A/MANAGER FOI	P	1	1	0	0	100.0	
MORRISON J, MANAGER HEALTH RIGHTS COMSN	N	2	1	1	0	98.4	[2] [1]
	P	8	4	4	0	93.9	[3] [39] [13]
							43(1) 44(1) 46(1)(a)

AGENCY TOTAL		11	6	5	0	94.3	
--------------	--	----	---	---	---	------	--

# ACTION ON APPLICATIONS - STATE GOVERNMENT AGENCIES

Portfolio/Agency Officer/Designation	Applications Considered	Access in FULL	Access in PART	Access REFUSED	% of documents RELEASED in FULL or PART	Provisions Invoked [No. of times]	Legend N = Non-personal P = Personal
--------------------------------------	-------------------------	----------------	----------------	----------------	---	-----------------------------------	--------------------------------------

Page 19

## PATIENT REVIEW TRIBUNAL

CONDER K, SECRETARY PRS	P	1	0	0	1	0.0	
MATTHEWS R, CHAIRPERSON, PRT SOUTH EAST	N	1	1	0	0	100.0	[25]
	P	3	0	2	1	49.5	[71]
SIMPSON W, CHAIRPERSON, PRT BRISBANE	P	4	3	1	0	100.0	[21]

AGENCY TOTAL

89.7

## QUEENSLAND NURSING COUNCIL

HENRY S, NURSE ADVISOR, EDUCATION	P	1	0	1	0	51.7	[14]
						46(1)(a)	[6]
						46(1)(b)	[6]

AGENCY TOTAL  
PORTFOLIO TOTAL

51.7  
95.4

## JUSTICE & ATTORNEY-GENERAL DEPARTMENT OF JUSTICE & ATTORNEY-GENERAL

BARRATT L, FOI COORDINATOR	N	28	6	17	5	76.4	[2]
						11(1)(f)	[59]
						22(a)	[54]
						36(1)(a)	[2]
						36(1)(c)	[52]
						36(1)(d)	[89]
						36(1)(e)	[5]
						37(1)(a)	[4]
						37(1)(e)	[116]
						41(1)	[2]
						42(1)(a)	[1]
						42(1)(e)	[1]
						42(1)(f)	[466]
						43(1)	[538]
						44(1)	[67]
						46(1)(a)	[9]
						46(1)(b)	



# ACTION ON APPLICATIONS - STATE GOVERNMENT AGENCIES

Portfolio/Agency Officer/Designation	Applications Considered	Access in FULL	Access in PART	Access REFUSED	% of documents RELEASED in FULL or PART	Provisions Invoked [No. of times]	Legend N = Non-personal P = Personal
BEALE T G, CABINET LEGISLATION & LIAISON	P 34	7	14	13	53.6	11(1)(e) 11(1)(f) 22(a) 36(1)(a) 37(1)(d) 41(1) 42(1)(a) 43(1) 44(1) 46(1)(a) 46(1)(b)	[4] [3] [15] [2] [1] [5] [73] [487] [17] [5] [4]
KENT P, MANAGER, HUMAN RESOURCE BRANCH	P 1	0	1	0	60.4	41(1) 42(1)(e) 46(1)(a)	[1] [1] [1]
LEVY K, DEPUTY DIRECTOR-GENERAL	N 1	0	1	0	100.0	40(c) 43(1) 46(1)(a)	[32] [32] [59]
MYLNE J, DIRECTOR CROWN LAW DIVISION	N 1 P 1	1 1	0 0	0 0	100.0 100.0	44(1)	[386]
ROBSON D, DIRECTOR FOI	P 1	1	0	0	100.0		
SMITH B, DIRECTOR-GENERAL	N 1	0	0	1	0.0		
AGENCY TOTAL	70	16	33	21	72.2		
OFFICE OF THE DIRECTOR OF PROSECUTIONS							
BUTLER B, DEPUTY DIRECTOR	P 2	2	0	0	100.0		
CUMMINGS G J, SENIOR LEGAL OFFICER	N 1	0	0	1	0.0		
KELLY P, ACTING SOLICITOR FOR ADVOCACY	P 3	0	1	2	92.3	22(a) 43(1)	[2] [4]
AGENCY TOTAL	6	2	1	3	95.6		

# ACTION ON APPLICATIONS - STATE GOVERNMENT AGENCIES

Portfolio/Agency Officer/Designation	Applications Considered	Access in FULL	Access in PART	Access REFUSED	% of documents RELEASED in FULL or PART	Provisions Invoked [No. of times]	Legend N = Non-personal P = Personal
<b>PUBLIC TRUST OFFICE</b>							
KELLY I D C, A/DEPUTY DIRECTOR LEGAL SER	P	1	0	0	100.0		
MCENERY P, FOI CO-ORDINATOR	N	1	0	1	100.0	41(1) 43(1)	[2] [1]
NICKEL B, DEPUTY DIRECTOR LEGAL SERVICES	N	10	4	3	60.7	40(d) 41(1) 44(1) 46(1)(b)	[563] [561] [124] [18]
	P	6	2	1	97.6	42(1)(a) 42(1)(b) 44(1) 46(1)(b)	[2] [2] [3] [2]
<b>AGENCY TOTAL</b>							
		18	7	5	6	70.1	
<b>QUEENSLAND CULTURAL CENTRE TRUST</b>							
ELLWOOD R, CHIEF EXECUTIVE OFFICER	P	1	0	1	0	100.0	[3]
<b>AGENCY TOTAL</b>							
		1	0	1	0	100.0	
<b>QUEENSLAND STATE LIBRARY</b>							
CARMICHAEL G, MANAGER, FINANCE & ADMINIS	N	1	1	0	0	100.0	
	P	1	1	0	0	100.0	
<b>AGENCY TOTAL</b>							
		2	2	0	0	100.0	
<b>LEGAL AID OFFICE (QUEENSLAND)</b>							
COXON R, A05	N	3	1	0	2	8.7	[21]
	P	78	40	37	1	93.2	[255] [386] [119] [589] [114]
<b>AGENCY TOTAL</b>							
		81	41	37	3	93.2	

# ACTION ON APPLICATIONS - STATE GOVERNMENT AGENCIES

Portfolio/Agency Officer/Designation	Applications Considered	Access in FULL	Access in PART	Access REFUSED	% of documents RELEASED in FULL or PART	Provisions Invoked [No. of times]	Legend N = Non-personal P = Personal
----- Page 22							

## CRIMINAL JUSTICE COMMISSION

GEORGE K B, EXECUTIVE OFFICER, CORP. SER N	19	6	11	2	80.2	38(a) 40(c) 40(d) 41(1) 42(1)(a) 42(1)(b) 42(1)(e) 43(1)	[12] [2] [1] [378] [5] [84] [37] [262]
						44(1) 45(1)(c) 46(1)(b) 48(1) 50(c)	[253] [9] [201] [14] [154]
P	40	7	26	7	81.4	21 22(b) 41(1) 42(1)(a) 42(1)(b) 42(1)(e) 43(1) 44(1) 46(1)(a) 46(1)(b) 50(c)	[1] [1] [150] [210] [106] [91] [39] [395] [150] [279] [55]

AGENCY TOTAL	59	13	37	9	80.8
PORTFOLIO TOTAL	237	81	114	42	85.8

## LANDS

### DEPARTMENT OF LANDS

FORREST D, PROG. DIR. LAND BOUNDARIES	N	6	0	6	0	90.9	36(1)(a) 36(1)(e) 44(1) 46(1)(b)	[474] [11] [107] [12]
HUNDLOE B, MANAGER FOI	N	91	34	51	6	92.4	22(b) 36(1)(a)	[822] [280]

# ACTION ON APPLICATIONS - STATE GOVERNMENT AGENCIES

Portfolio/Agency Officer/Designation	Applications Considered	Access in FULL	Access in PART	Access REFUSED	% of documents RELEASED in FULL or PART	Provisions Invoked [No. of times]	Legend N = Non-personal P = Personal
	P	3	1	1	100.0	36(1)(b) 36(1)(d) 36(1)(e) 37(1)(a) 37(1)(e) 41(1) 43(1) 44(1) 45(1)(b) 45(1)(c) 46(1)(b) 49	[19] [275] [276] [4] [2] [114] [135] [32] [103] [2] [49] [140]
LAFFAN W, MANAGER APPLIED RESEARCH	N	19	13	6	98.7	44(1) 36(1)(a) 36(1)(e) 41(1) 42(1)(a)	[7] [6] [5] [9] [13]
NELSON J, DIRECTOR LAND USE	P	2	0	2	100.0	22(b) 36(1)(a) 36(1)(e) 43(1)	[37] [24] [2] [1]
	N	6	2	4	98.1		
	P	5	3	2	96.2	46(1)(b)	[60]
AGENCY TOTAL	132	53	72	7	92.9		
VALUER'S REGISTRATION BOARD OF QLD							
KENNEDY A J, SECRETARY	N	1	1	0	100.0		
AGENCY TOTAL	1	1	0	0	100.0		



# ACTION ON APPLICATIONS - STATE GOVERNMENT AGENCIES

Portfolio/Agency Officer/Designation	Applications Considered	Access in FULL	Access in PART	Access REFUSED	% of documents RELEASED in FULL or PART	Provisions Invoked [No. of times]	Legend N = Non-personal P = Personal
<b>FAR NORTH OLD ELECTRICITY BOARD</b>							
PALMER G, SUB ACCOUNTANT	N	5	2	3	0	100.0	[9] [37]
						41(1) 44(1) 45(1)(b) 49	[5] [2]
AGENCY TOTAL	P	2	1	1	0	66.7	[2]
		7	3	4	0	97.1	
<b>NORTH QUEENSLAND ELECTRICITY BOARD</b>							
MCINTYRE P, SECRETARIAL OFFICER	N	2	2	0	0	100.0	
	P	2	1	1	0	100.0	[2]
AGENCY TOTAL		4	3	1	0	100.0	
<b>THE CAPRICORNIA ELECTRICITY BOARD</b>							
WORTHINGTON P, MANAGER ADMIN SERVICES	P	2	2	0	0	100.0	
AGENCY TOTAL		2	2	0	0	100.0	
<b>WIDE BAY-BURNETT ELECTRICITY BOARD</b>							
REDMAN J, SECRETARY	N	1	0	1	0	100.0	
VOLLMERHAUSE, ACTING SECRETARY	P	1	1	0	0	100.0	
AGENCY TOTAL		2	1	1	0	100.0	
<b>SOUTH EAST OLD ELECTRICITY BOARD</b>							
WEBSTER C V, SECRETARY	N	5	5	0	0	100.0	
	P	6	5	0	1	96.8	[0]
AGENCY TOTAL		11	10	0	1	97.7	
						35/(s42)	



# ACTION ON APPLICATIONS - STATE GOVERNMENT AGENCIES

Portfolio/Agency Officer/Designation	Applications Considered	Access in FULL	Access in PART	Access REFUSED	% of documents RELEASED in FULL or PART	Provisions Invoked [No. of times]	Legend	
							N = Non-personal	P = Personal
WRIGHT D A, ACTING SUPERINTENDENT	P	24	5	12	7	68.2		
						40(c)	[102]	
						41(1)	[31]	
						42(1)(a)	[182]	
						42(1)(b)	[187]	
						42(1)(c)	[2]	
						42(1)(d)	[182]	
						42(1)(e)	[71]	
						43(1)	[51]	
						44(1)	[492]	
						46(1)(a)	[209]	
						46(1)(b)	[278]	
						47(1)(a)	[2]	
						22(b)	[52]	
						41(1)	[2]	
WRIGHT D A, ACTING SUPERINTENDENT	N	257	119	94	44	82.1		
						11(1)(a)	[2]	
						21	[2]	
						22(b)	[64]	
						38(a)	[1]	
						40(c)	[17]	
						41(1)	[18]	
						42(1)(a)	[280]	
						42(1)(b)	[150]	
						42(1)(d)	[211]	
						42(1)(e)	[129]	
						42(1)(f)	[1]	
						42(1)(g)	[5]	
						43(1)	[4]	
						44(1)	[1217]	
WRIGHT D A, ACTING SUPERINTENDENT	P	94	25	36	33	81.7		
						46(1)(a)	[103]	
						46(1)(b)	[139]	
						22(a)	[14]	
						22(b)	[6]	
						40(c)	[89]	
						41(1)	[55]	





# ACTION ON APPLICATIONS - STATE GOVERNMENT AGENCIES

Portfolio/Agency Officer/Designation	Applications Considered	Access in FULL	Access in PART	Access REFUSED	% of documents RELEASED in FULL or PART	Provisions Invoked [No. of times]	Legend N = Non-personal P = Personal
---	----------------------------	-------------------	-------------------	-------------------	---	---	--

Page 29

## QUEENSLAND CORRECTIVE SERVICES COMM.

CABANIUK P, FOI COORDINATOR	N	7	2	2	3	11.5	36(1)(a) 41(1) 42(1)(a) 42(1)(b) 42(1)(c) 42(1)(d) 42(1)(e) 42(1)(g) 44(1) 46(1)(a) 46(1)(b) [1] [78] [6] [66] [3] [6] [66] [6] [3] [66] [66]
	P	87	32	46	9	95.6	22(a) 35/(s42) 36(1)(a) 40(a) 40(c) 41(1) 42(1)(a) 42(1)(b) [2] [0] [1] [2] [2] [138] [206] [96]
							42(1)(c) 42(1)(e) 43(1) 44(1) 44(3) 45(1)(a) 46(1)(a) 46(1)(b) [2] [154] [12] [239] [1] [1] [21] [129]
DINEEN C, A/LEGAL OFFICER	P	3	2	1	0	98.2	42(1)(b) 42(1)(c) 46(1)(a) 46(1)(b) [2] [2] [2] [2]

AGENCY TOTAL	97	36	49	12	94.7
PORTFOLIO TOTAL	691	273	280	138	87.2

# ACTION ON APPLICATIONS - STATE GOVERNMENT AGENCIES

Portfolio/Agency Officer/Designation	Applications Considered	Access in FULL	Access in PART	Access REFUSED	% of documents RELEASED in FULL or PART	Provisions Invoked [No. of times]	Legend N = Non-personal P = Personal

----- Page 30

## PREMIER, ECONOMIC & TRADE DEVELOPMENT PREMIER

HERBERT M, POLICY ADVISOR	N	1	1	0	0	100.0	
	P	2	1	0	1	100.0	
MILLER B, SENIOR POLICY ADVISOR	N	1	1	0	0	100.0	
	P	1	0	0	1	0.0	
AGENCY TOTAL	5	3	0	2		100.0	

## DEPARTMENT OF THE PREMIER

DOBLO L, CO-ORDINATOR	N	4	1	2	1	27.0	[111] [45] [137] [41] [39] [9] [69] [52] [7] [1] [966] [1017]
						36(1)(a) 36(1)(b) 36(1)(c) 36(1)(d) 36(1)(e) 37(1)(a) 41(1) 43(1) 44(1) 45(1)(b) 45(1)(c) 46(1)(b)	
						43(1)	[89]
	P	3	1	1	1	87.6	
	N	8	1	7	0	87.0	[85] [46] [50] [60] [56] [1] [1] [1] [127] [114] [377] [37] [16]
						36(1)(a) 36(1)(b) 36(1)(c) 36(1)(d) 36(1)(e) 37(1)(a) 37(1)(e) 40(d) 43(1) 44(1) 45(1)(b) 45(1)(c) 46(1)(a)	
						43(1)	[89]
						36(1)(a) 36(1)(b) 36(1)(c) 36(1)(d) 36(1)(e) 37(1)(a) 37(1)(e) 40(d) 43(1) 44(1) 45(1)(b) 45(1)(c) 46(1)(a)	
						43(1)	[89]
						36(1)(a) 36(1)(b) 36(1)(c) 36(1)(d) 36(1)(e) 37(1)(a) 37(1)(e) 40(d) 43(1) 44(1) 45(1)(b) 45(1)(c) 46(1)(a)	
						43(1)	[89]
HARRIS L, DIRECTOR GESB	N	8	1	7	0	87.0	[85] [46] [50] [60] [56] [1] [1] [1] [127] [114] [377] [37] [16]
						36(1)(a) 36(1)(b) 36(1)(c) 36(1)(d) 36(1)(e) 37(1)(a) 37(1)(e) 40(d) 43(1) 44(1) 45(1)(b) 45(1)(c) 46(1)(a)	
						43(1)	[89]
						36(1)(a) 36(1)(b) 36(1)(c) 36(1)(d) 36(1)(e) 37(1)(a) 37(1)(e) 40(d) 43(1) 44(1) 45(1)(b) 45(1)(c) 46(1)(a)	
						43(1)	[89]
						36(1)(a) 36(1)(b) 36(1)(c) 36(1)(d) 36(1)(e) 37(1)(a) 37(1)(e) 40(d) 43(1) 44(1) 45(1)(b) 45(1)(c) 46(1)(a)	
						43(1)	[89]
						36(1)(a) 36(1)(b) 36(1)(c) 36(1)(d) 36(1)(e) 37(1)(a) 37(1)(e) 40(d) 43(1) 44(1) 45(1)(b) 45(1)(c) 46(1)(a)	
						43(1)	[89]
						36(1)(a) 36(1)(b) 36(1)(c) 36(1)(d) 36(1)(e) 37(1)(a) 37(1)(e) 40(d) 43(1) 44(1) 45(1)(b) 45(1)(c) 46(1)(a)	
						43(1)	[89]
						36(1)(a) 36(1)(b) 36(1)(c) 36(1)(d) 36(1)(e) 37(1)(a) 37(1)(e) 40(d) 43(1) 44(1) 45(1)(b) 45(1)(c) 46(1)(a)	
						43(1)	[89]
						36(1)(a) 36(1)(b) 36(1)(c) 36(1)(d) 36(1)(e) 37(1)(a) 37(1)(e) 40(d) 43(1) 44(1) 45(1)(b) 45(1)(c) 46(1)(a)	

# ACTION ON APPLICATIONS - STATE GOVERNMENT AGENCIES

Portfolio/Agency Officer/Designation	Applications Considered	Access in FULL	Access in PART	Access REFUSED	% of documents RELEASED in FULL or PART	Provisions Invoked [No. of times]	Legend N = Non-personal P = Personal
	P	1	0	1	0	97.9	49 [60]
AGENCY TOTAL	16	3	11	2	70.2	43(1)	[3]
PARLIAMENTARY COMMISSIONER FOR ADMIN INV							
SCOTT N, SENIOR INVESTIGATOR	N	3	3	0	0	100.0	
	P	11	7	1	3	99.9	21 [2]
						42(1)(b) [2]	
						44(1) [2]	
WEBB A, ASST. COMMISSIONER	P	2	2	0	0	100.0	
WIGNALL D, SENIOR INVESTIGATOR	N	1	1	0	0	100.0	
	P	3	0	3	0	97.4	40(a) [7]
						42(1)(b) [9]	
						43(1) [13]	
AGENCY TOTAL	20	13	4	3	99.9		
PUBLIC SECTOR MANAGEMENT COMMISSION							
CARROLL B, EXECUTIVE MANAGER	N	2	0	2	0	27.7	36(1)(b) [32]
						37(1)(a) [1]	
						37(1)(c) [32]	
						37(1)(d) [1]	
						37(1)(e) [4]	
						41(1) [26]	
						44(1) [4]	
	P	4	2	2	0	94.4	40(c) [1]
						41(1) [1]	
AGENCY TOTAL	6	2	4	0	67.2		
OFFICE OF THE CABINET							
HENNING L, A/ DIRECTOR, ECONOMIC POLICY	N	1	0	1	0	71.6	36(1)(a) [104]
						38(a) [63]	
						38(b) [63]	
						41(1) [62]	



### ACTION ON APPLICATIONS - STATE GOVERNMENT AGENCIES

[illegible]

# ACTION ON APPLICATIONS - STATE GOVERNMENT AGENCIES

Portfolio/Agency Officer/Designation	Applications Considered	Access in FULL	Access in PART	Access REFUSED	% of documents RELEASED in FULL or PART	Provisions Invoked [No. of times]	Legend N = Non-personal P = Personal
<b>LIVESTOCK AND MEAT AUTHORITY OF QLD</b>							
PALMER D, FOI CO-ORDINATOR, LMAQ	N	1	0	0	1	0.0	
AGENCY TOTAL	1	0	0	1	1	0.0	[1]
<b>AGRI CHEM DIST CONTROL BOARD</b>							
PRIESTLY K, FOI CO-ORDINATOR, ACDC BOARD	N	5	5	0	0	100.0	
	P	1	0	1	0	99.4	
AGENCY TOTAL	6	5	1	0	0	99.8	[1]
<b>QLD DAIRY INDUSTRY AUTHORITY</b>							
BRICE D, FOI CO-ORDINATOR, QDA	N	4	4	0	0	100.0	
AGENCY TOTAL	4	4	0	0	0	100.0	
<b>QLD FISH MANAGEMENT AUTHORITY</b>							
GAFFNEY P, FOI DECISION-MAKER, QFMA	N	2	2	0	0	100.0	
LIGHTOWLER M, FOI CO-ORDINATOR, QFMA	N	1	0	1	0	88.2	
AGENCY TOTAL	3	2	1	0	0	97.9	[6]
<b>QLD EGG INDUSTRY MANAGEMENT AUTHORITY</b>							
GOOCH G, FOI DECISION-MAKER, HQC	N	1	0	1	0	77.5	
AGENCY TOTAL	1	0	1	0	0	77.5	[75] [23] [23]
<b>GRAINCO QLD CO-OPERATIVE ASSOCIATION LTD</b>							
SMITH J C, FOI CO-ORDINATOR, GRAINCO	N	1	1	0	0	100.0	
AGENCY TOTAL	1	1	0	0	0	100.0	

# ACTION ON APPLICATIONS - STATE GOVERNMENT AGENCIES

Portfolio/Agency Officer/Designation	Applications Considered	Access in FULL	Access in PART	Access REFUSED	% of documents RELEASED in FULL or PART	Provisions Invoked [No. of times]	Legend N = Non-personal P = Personal
<b>SOUTH EAST QUEENSLAND WATER BOARD</b>							
BAXTER I, FOI DECISION-MAKER, SEQWB	N	1	0	0	100.0		
AGENCY TOTAL	1	1	0	0	100.0		
<b>QUEENSLAND COMMERCIAL FISHERMEN'S ORGNTH</b>							
DELANEY M, RESEARCH OFFICER, QCFO	N	1	0	1	0	42(1)(b) 44(1) 46(1)(b)	[4] [5] [2]
AGENCY TOTAL	1	0	1	0	80.0		
<b>PIONEER RIVER IMPROVEMENT TRUST</b>							
MCKENDRY D, CLERK, PIONEER RIVER IMP TRU	P	1	1	0	0	100.0	
AGENCY TOTAL	1	1	0	0	100.0		
<b>COREEN WATER BOARD</b>							
REES D, SECRETARY, COREEN WATER BOARD	N	1	0	1	0	46(1)(a)	[1]
P	1	1	0	0	100.0		
AGENCY TOTAL	2	1	1	0	100.0		
PORTFOLIO TOTAL	130	58	56	16	74.6		
<b>QLD EMERGENCY SERVICES, RURAL COMM &amp; CON. AF OFFICE OF RURAL COMMUNITIES</b>							
LING J, DIR., OFFICE OF RURAL COMMUN.	N	2	0	2	0	36(1)(b) 36(1)(c) 41(1) 43(1)	[4] [36] [30] [1]
AGENCY TOTAL	2	0	2	0	76.5		
<b>DEPARTMENT OF QUEENSLAND EMERGENCY SERV.</b>							
BARKER S, COORDINATOR FOI	N	5	3	2	0	36(1)(c) 37(1)(a)	[13] [44]



# ACTION ON APPLICATIONS - STATE GOVERNMENT AGENCIES

Portfolio/Agency Officer/Designation	Applications Considered	Access		Access		Access REFUSED	% of documents RELEASED in FULL or PART	Provisions Invoked [No. of times]	Legend N = Non-personal P = Personal
		in FULL	in PART	in PART	in PART				

37(1)(d) [2]  
40(c) [21]  
41(1) [6]  
43(1) [13]  
44(1) [22]

HERMANSEN B, A/CABINET LEGIS & LIAISON O N 1 0 0 1 0.0  
AGENCY TOTAL 6 3 2 1 84.9

## OFFICE OF CONSUMER AFFAIRS

BARKER S, COORDINATOR FOI N 30 3 22 5 77.6  
22(a) [106]  
36(1)(c) [130]  
36(1)(d) [3]  
41(1) [47]  
42(1)(a) [372]  
42(1)(b) [185]  
42(1)(d) [30]  
42(1)(e) [3]  
43(1) [398]  
44(1) [669]  
45(1)(c) [309]  
46(1)(b) [221]  
47(1)(b) [17]  
  
BARKER S, COORDINATOR FOI P 5 2 1 2 77.7  
43(1) [16]  
44(1) [10]  
45(1)(c) [6]

AGENCY TOTAL 35 5 23 7 77.6

## QUEENSLAND AMBULANCE SERVICE

BARKER S, COORDINATOR FOI N 7 3 3 1 97.1  
40(b) [12]  
44(1) [164]  
  
BARKER S, COORDINATOR FOI P 4 3 1 0 100.0  
44(1) [2]  
AGENCY TOTAL 11 6 4 1 97.4

# ACTION ON APPLICATIONS - STATE GOVERNMENT AGENCIES

Portfolio/Agency Officer/Designation	Applications Considered	Access		Access		% of documents RELEASED in FULL or PART	Provisions Invoked [No. of times]	Legend N = Non-personal P = Personal
		in FULL	in PART	REFUSED	REFUSED			

## QUEENSLAND FIRE SERVICE

BARKER S, COORDINATOR FOI	N	4	3	0	0	100.0	40(c)	[48]
	P	4	1	2	1	46.3	41(1)	[10]
							42(1)(d)	[199]
							43(1)	[15]
							44(1)	[50]
							46(1)(b)	[52]

AGENCY TOTAL	6	3	2	1	59.8			
PORTFOLIO TOTAL	62	18	33	11	77.6			

## TOURISM, SPORT & RACING DEPARTMENT OF TOURISM, SPORT & RACING

JONES P, MANAGER, POLICY UNIT	N	24	9	11	4	88.9	22(a)	[26]
							22(b)	[1]
							22(c)	[1]
							36(1)(a)	[1]
							36(1)(e)	[11]
							42(1)(a)	[1]
							42(1)(e)	[1]
							42(1)(g)	[4]
							43(1)	[6]
							44(1)	[66]
							45(1)(a)	[6]
							45(1)(b)	[56]
							45(1)(c)	[37]
							46(1)(a)	[6]
							46(1)(b)	[4]
							47(1)(a)	[54]

MEAD J, LEGAL AND LEGISLATION OFFICER	N	1	1	0	0	100.0		
---------------------------------------	---	---	---	---	---	-------	--	--

AGENCY TOTAL	25	10	11	4	89.0			
--------------	----	----	----	---	------	--	--	--

## TOTALISATOR ADMINISTRATION BOARD OF QLD

THORBURN W, ACTING CHIEF EXECUTIVE OFFIC	N	1	0	0	1	0.0	21	[1]
--	---	---	---	---	---	-----	----	-----

AGENCY TOTAL	1	0	0	1	0.0			
--------------	---	---	---	---	-----	--	--	--

# ACTION ON APPLICATIONS - STATE GOVERNMENT AGENCIES

Portfolio/Agency Officer/Designation	Applications Considered	Access in FULL	Access in PART	Access REFUSED	% of documents RELEASED in FULL or PART	Provisions Invoked [No. of times]	Legend N = Non-personal P = Personal
<b>QUEENSLAND HARNES RACING BOARD</b>							
CALDWELL P, SECRETARY	N	1	0	0	100.0		
AGENCY TOTAL	1	1	0	0	100.0		
<b>GREYHOUND RACING CONTROL BOARD OF QLD</b>							
PEARSON R, FOI OFFICER	N	1	0	1	0.0	42(1)(c) 42(1)(e) 46(1)(a) 46(1)(b)	[250] [250] [250] [250]
AGENCY TOTAL	1	0	0	1	0.0		
<b>TRUSTEES OF ALBION PARK PACEWAY</b>							
BLANCH D, FOI OFFICER	N	1	1	0	100.0		
AGENCY TOTAL	1	1	0	0	100.0		
<b>QUEENSLAND PRINCIPAL CLUB</b>							
FITZGERALD J, FOI OFFICER	P	2	1	0	100.0	45(1)(c)	[4]
REARDON A, FOI DECISION-MAKER	N	1	0	0	100.0	44(1)	[6]
AGENCY TOTAL	3	1	2	0	100.0		
<b>QUEENSLAND TOURIST &amp; TRAVEL CORPORATION</b>							
RONAI D, FINANCIAL MANAGER QTTC	N	1	0	1	0.0		
AGENCY TOTAL	1	0	0	1	0.0		
<b>TRUSTEES OF LANG PARK</b>							
HAY G, SECRETARY	N	1	0	0	0.0		
AGENCY TOTAL	1	0	0	1	0.0		
PORTFOLIO TOTAL	34	13	13	8	77.2		

# ACTION ON APPLICATIONS - STATE GOVERNMENT AGENCIES

Portfolio/Agency Officer/Designation	Applications Considered	Access in FULL	Access in PART	Access REFUSED	% of documents RELEASED in FULL or PART	Provisions Invoked [No. of times]	Legend N = Non-personal P = Personal
TRANSPORT							
DEPARTMENT OF TRANSPORT							
BUTTERWORTH B, MANAGER (FOI & ADMIN LAW)	N	30	18	10	2	94.8	21 [1] 22(a) [20] 36(1)(c) [308] 43(1) [223] 44(1) [388] 45(1)(b) [3]
	P	3	1	1	1	28.6	44(1) [3]
	N	60	38	18	4	71.4	21 [1] 36(1)(a) [18] 36(1)(b) [10] 36(1)(c) [486] 36(1)(d) [2] 36(1)(e) [144] 43(1) [240] 44(1) [33] 45(1)(c) [168] 45(3) [59]
	P	5	3	2	0	39.7	42(1)(b) [27] 42(1)(f) [27] 42(1)(h) [27]
							44(1) [54] 46(1)(b) [54]
MOAR P, CO-ORDINATOR (FOI & ADMIN LAW)	N	32	21	10	1	92.9	11(1)(b) [1] 36(1)(a) [28] 36(1)(d) [2] 36(1)(e) [1] 37(1)(a) [8] 42(1)(a) [491] 42(1)(b) [491] 42(1)(c) [491] 42(1)(e) [491] 42(1)(f) [494] 42(1)(h) [491] 43(1) [67]

Page 39

# ACTION ON APPLICATIONS - STATE GOVERNMENT AGENCIES

Portfolio/Agency Officer/Designation	Applications Considered	Access in FULL	Access in PART	Access REFUSED	% of documents RELEASED in FULL or PART	Provisions Invoked [No. of times]	Legend N = Non-personal P = Personal
	P	8	4	2	2	89.4	
							[564]
							[3]
							[24]
							[20]
							[553]
							[1]
							[100]
							[1]
AGENCY TOTAL	138	85	43	10	87.0		
PORT OF BRISBANE AUTHORITY							
EDIE B, FOI JRC	N	3	1	2	0	100.0	[5]
AGENCY TOTAL	3	1	2	0	100.0		
GLADSTONE PORT AUTHORITY							
WHITE G, SENIOR ADMINISTRATION OFFICER	N	1	0	1	0	66.7	[3]
AGENCY TOTAL	1	0	1	0	66.7		
TOWNSVILLE PORT AUTHORITY							
WHIPP J, INTERNAL AUDITOR	N	1	0	1	0	93.8	[1]
AGENCY TOTAL	1	0	1	0	93.8		
PORTS CORPORATION							
BLEWONSKI P, MANAGER PLANNING & HUM. RES	N	1	0	1	0	100.0	[64]
AGENCY TOTAL	1	0	1	0	100.0		
QUEENSLAND RAIL							
DOUGHTY, OHS MEDICAL OFFICER	P	3	3	0	0	100.0	
TOLHURST T, FOI CO-ORDINATOR	N	18	5	10	3	91.7	[4] [4]

# ACTION ON APPLICATIONS - STATE GOVERNMENT AGENCIES

Portfolio/Agency Officer/Designation	Applications Considered	Access in FULL	Access in PART	Access REFUSED	% of documents RELEASED in FULL or PART	Provisions Invoked [No. of times]	Legend N = Non-personal P = Personal
---	----------------------------	-------------------	-------------------	-------------------	---	---	--

P	86	41	41	4	98.2	44(1)	[5]
						46(1)(a)	[4]
						46(1)(b)	[4]
						42(1)(b)	[2]
						43(1)	[26]
						44(1)	[43]

AGENCY TOTAL	107	49	51	7	96.0		
PORTFOLIO TOTAL	251	135	99	17	90.1		

## TREASURY DEPARTMENT OF THE TREASURY

BARBER N, SENIOR FINANCE OFFICER	N	4	2	2	0	100.0	
						22(c)	[1]
						43(1)	[2]
						44(1)	[4]
						45(1)(b)	[1]
						45(1)(c)	[20]
						45(3)	[1]
P	1	1	0	0	0.0	46(1)(a)	[4]
						46(1)(b)	[4]
						47(1)(a)	[1]
						49	[1]

DERRINGTON A, ADMIN LAW OFFICER	N	6	1	4	1	99.5	
						37(1)(a)	[8]
						43(1)	[1]
						44(1)	[7]
						45(1)(a)	[8]
						45(1)(b)	[8]
P	2	1	1	0	100.0	46(1)(a)	[1]
						46(1)(b)	[3]
						40(b)	[1]
						42(1)(a)	[1]
HALEY M, A06	N	4	2	1	1	100.0	
	P	2	1	0	1	95.5	
						45(1)(c)	[2]
						44(1)	[1]

# ACTION ON APPLICATIONS - STATE GOVERNMENT AGENCIES

Portfolio/Agency Officer/Designation	Applications Considered	Access in FULL	Access in PART	Access REFUSED	% of documents RELEASED in FULL or PART	Provisions Invoked [No. of times]	Legend N = Non-personal P = Personal
MISKINIS R, A06	N 4	0	4	0	99.7	42(1)(a) 42(1)(b) 43(1) 44(1) 45(1)(c) 46(1)(b)	[2] [6] [74] [12] [4] [5]
SARQUIS M, AUT CLLO	P 2	1	1	0	100.0	40(b)	[2]
SMITH F, FOI OFFICER	N 3 P 1 N 9	3 1 3	0 0 5	0 0 1	100.0 100.0 79.7	22(b) 22(d) 35 36(1)(a) 36(1)(e) 40(a) 40(b)	[1] [2] [0] [4] [1] [5] [1]
						41(1) 42(1)(b) 42(1)(e) 43(1) 44(1) 45(1)(a) 45(1)(c) 46(1)(a) 46(1)(b) 48(1) 49	[3] [8] [67] [5] [608] [3] [14] [8] [63] [8] [4]
AGENCY TOTAL	38	16	18	4	92.9		
BRD TRUSTEES GOVT OFFICERS' SUPER TRUST							
STEVENSON F, F O I CO-ORDINATOR	P 2	1	1	0	100.0	44(1)	[2]
AGENCY TOTAL	2	1	1	0	100.0		

# ACTION ON APPLICATIONS - STATE GOVERNMENT AGENCIES

Portfolio/Agency Officer/Designation	Applications Considered	Access in FULL	Access in PART	Access REFUSED	% of documents RELEASED in FULL or PART	Provisions Invoked [No. of times]	Legend N = Non-personal P = Personal
<b>BRD TRUSTEES STATE PUB SECTOR SUPER FUND</b>							
P	105	98	7	0	100.0	44(1) 44(3)	[2] [9]
AGENCY TOTAL	105	98	7	0	100.0		
<b>STATE SERVICE SUPERANNUATION BOARD</b>							
P	24	17	7	0	100.0	44(1) 44(3)	[8] [11]
AGENCY TOTAL	24	17	7	0	100.0		
<b>POLICE SUPERANNUATION BOARD</b>							
P	3	2	1	0	100.0	44(3)	[4]
AGENCY TOTAL	3	2	1	0	100.0		
<b>QUEENSLAND INDUSTRY DEVELOPMENT CORPORAT</b>							
SOLOMON D, LEGAL OFFICER QIDC	1	0	1	0	100.0	11(1)(k)	[1]
P	5	1	3	1	99.3	46(1)(b)	[6]
AGENCY TOTAL	6	1	4	1	99.6		
PORTFOLIO TOTAL	178	135	38	5	97.1		
GRAND TOTAL	6,845	4,769	1,602	474	90.9		



# ACTION ON DOCUMENTS - STATE GOVERNMENT AGENCIES

Portfolio/Agency Officer/Designation	Documents Considered	Access in FULL	Access in PART	Access REFUSED	% of documents RELEASED in	Provisions Invoked	Legend N = Non-personal [No. of times] P = Personal
					FULL or PART		Page 1

## ADMINISTRATIVE SERVICES

### ADMINISTRATIVE SERVICES DEPARTMENT

BAYNTUN M, ACTING FOI COORDINATOR	N	2,412	2,367	42	3	99.9	45(1)(c) 46(1)(a) 46(1)(b) 49 [45] [45] [45] [45]
-----------------------------------	---	-------	-------	----	---	------	--

HAMPTON N, ACTING FOI COORDINATOR	P	203	203	0	0	100.0	
-----------------------------------	---	-----	-----	---	---	-------	--

HARDWICKE L, FOI COORDINATOR	N	9,316	8,808	95	413	95.6	28(2) 41(1) 43(1) 45(1)(b) 45(1)(c) 46(1)(a) 46(1)(b) 49 [1] [6] [173] [283] [329] [327] [326] [33]
------------------------------	---	-------	-------	----	-----	------	--

KLUVER W, ACTING FOI COORDINATOR	P	345	338	0	7	98.0	44(1) 46(1)(b) [7] [7]
	N	23	23	0	0	100.0	
	P	51	44	7	0	100.0	44(1) [7]

AGENCY TOTAL		12,350	11,783	144	423	96.6	
PORTFOLIO TOTAL		12,350	11,783	144	423	96.6	

## BUSINESS, INDUSTRY & REGN'L DEVELOPMENT

### MINISTER FOR BUSINESS, INDUSTRY & R.DEV

BEECH S, FOI CO-ORDINATOR	N	43	43	0	0	100.0	
	P	1	1	0	0	100.0	

AGENCY TOTAL		44	44	0	0	100.0	
PORTFOLIO TOTAL		44	44	0	0	100.0	

## CONSUMER AFFAIRS & CORRECTIVE SERVICES

### DEPARTMENT OF CONSUMER AFFAIRS

AURISCH G, MANAGER FOI & ADMIN LAW	N	904	792	55	57	93.7	41(1) 43(1) [7] [22]
------------------------------------	---	-----	-----	----	----	------	-------------------------------

## Appendix E

### Action on documents

### Government Agencies

# ACTION ON DOCUMENTS - STATE GOVERNMENT AGENCIES

Portfolio/Agency Officer/Designation	Documents Considered	Access in FULL	Access in PART	Access REFUSED	% of documents RELEASED in	Provisions Invoked	Legend				
							[No. of times]	P = Personal			
BARKER S, COORDINATOR FOI	P	201	190	4	7	96.5	44(1)	[60]			
							46(1)(b)	[16]			
	N	5,043	3,752	310	981	80.5	43(1)	[9]			
							44(1)	[2]			
							42(1)(b)	[119]			
							43(1)	[611]			
							44(1)	[286]			
							45(1)(c)	[154]			
							46(1)(a)	23			
							46(1)(b)	[28]			
P	72	65	0	7	90.3	48(1)	[46]				
						43(1)	[7]				
AGENCY TOTAL							6,220	4,799	369	1,052	83.1
CORRECTIVE SERVICES COMMISSION											
CABANIUK P, FOI CO-ORDINATOR	N	2,300	82	1	2,217	3.6	28(2)	[1]			
							39(b)	[791]			
							40(a)	[3]			
							40(b)	[2]			
							40(c)	[2]			
							41(1)	[6]			
							42(1)(b)	[1]			
							42(1)(g)	[2]			
							42(1)(h)	[1]			
							42(1)(i)	[3]			
							44(1)	[2]			
							45(1)(b)	[895]			
							45(1)(c)	[500]			
							46(1)(a)	[2]			
							46(1)(b)	[6]			
							48(1)	[2]			
							P	29,770	26,748	584	2,438
40(a)	[2]										
40(b)	[2]										
40(c)	[25]										
41(1)	[354]										
42(1)(a)	[37]										



# ACTION ON DOCUMENTS - STATE GOVERNMENT AGENCIES

Portfolio/Agency Officer/Designation	Documents Considered	Access in FULL	Access in PART	Access REFUSED	% of documents RELEASED in	Provisions Invoked	Legend N = Non-personal P = Personal
					FULL or PART <td></td> <td>[No. of times]</td>		[No. of times]

Page 4

45(1)(a) [3]  
45(1)(b) [20]  
46(1)(a) [36]  
46(1)(b) [4]

AGENCY TOTAL 10,299 7,909 424 1,966 80.9

## WORKER'S COMPENSATION BOARD

CAMPBELL D, FOI ADMINISTRATION OFFICER	P	394	394	0	0	100.0	
HEFFERNAN K, A/FOI COORDINATOR	P	3,982	3,982	0	0	100.0	
KNIGHT T, A/FOI COORDINATOR	N	43	43	0	0	100.0	[134]
	P	63,266	62,886	16	364	99.4	[238]
							[5]
							[4]

MCLACHLAN V, FOI ADMINISTRATION OFFICER	P	1,527	1,527	0	0	100.0	
MULLINS P, A/FOI ADMINISTRATION OFFICER	P	172	172	0	0	100.0	
WATSON W, FOI COORDINATOR	N	57	57	0	0	100.0	[187]
	P	119,984	118,454	1,284	246	99.8	[334]
							[141]
							[450]

AGENCY TOTAL 189,425 187,515 1,300 610 99.7

## BUILDING & CONSTRUCTION LONG SERVICE LVE BRD

DURRAN D, A/ADMIN OFFICER (BOARD SECRET)	N	169	169	0	0	100.0	
AGENCY TOTAL		169	169	0	0	100.0	
PORTFOLIO TOTAL		199,893	195,593	1,724	2,576	98.7	

# ACTION ON DOCUMENTS - STATE GOVERNMENT AGENCIES

Portfolio/Agency Officer/Designation	Documents Considered	Access in FULL	Access in PART	Access REFUSED	% of documents RELEASED in FULL or PART	Provisions Invoked	Legend N = Non-personal [No. of times] P = Personal
---	-------------------------	-------------------	-------------------	-------------------	---	-----------------------	---

## EDUCATION

### DEPARTMENT OF EDUCATION

HALL K J, PRINCIPAL POLICY OFFICER

N	546	524	22	0	100.0	45(1)(a) 46(1)(a)	[15] [1]
---	-----	-----	----	---	-------	----------------------	-------------

P	356	332	24	0	100.0	41(1) 43(1) 44(1)	[10] [4] [6]
---	-----	-----	----	---	-------	-------------------------	--------------------

SPRING E, PRINCIPAL POLICY OFFICER

N	11,260	8,329	1,956	975	91.3	22(b) 23 36(1)(a) 36(1)(e) 40(a) 40(c) 41(1) 42(1)(a) 42(1)(b) 42(1)(c) 42(1)(e) 43(1) 44(1) 46(1)(b) 49 50(c)	[1] [1] [227] [133] [69] [6] [243] [59] [37] [37] [37] [35] [1433] [6] [32] [4]
---	--------	-------	-------	-----	------	---	--

P	13,567	12,654	809	104	99.2	40(a) 40(b) 40(c) 41(1) 42(1)(a) 43(1) 44(1) 46(1)(b)	[352] [246] [17] [15] [5] [319] [62] [8]
---	--------	--------	-----	-----	------	--	---

STOREY T, A/PRINCIPAL POLICY OFFICER

P	131	96	11	24	81.7	40(b) 44(1)	[2] [1]
---	-----	----	----	----	------	----------------	------------

AGENCY TOTAL

25,860	21,935	2,822	1,103	95.7
--------	--------	-------	-------	------

**ACTION ON DOCUMENTS - STATE GOVERNMENT AGENCIES**

Portfolio/Agency Officer/Designation	Documents Considered	Access in FULL	Access in PART	Access REFUSED	% of documents RELEASED in	Provisions Invoked	Legend N = Non-personal [No. of times] P = Personal
-----							
BOARD OF SENIOR SECONDARY SCHOOL STUDIES							
NUYEN A, FOI DETERMINATION OFFICER	N 19	6	13	0	100.0	44(1)	[13]
	P 277	261	16	0	100.0	40(a) 44(1)	[1] [15]
AGENCY TOTAL							
	296	267	29	0	100.0		
BOARD OF TEACHER REGISTRATION							
JANSEN E M (DR), ASSISTANT DIRECTOR - BT	P 27	27	0	0	100.0		
AGENCY TOTAL							
	27	27	0	0	100.0		
UNIVERSITY OF QUEENSLAND							
LAVERY M, FOI OFFICER - U OF Q	N 841	838	3	0	100.0	44(1)	[3]
	P 11,122	10,264	328	530	95.2	39(a) 40(c) 41(1) 43(1) 44(1) 45(1)(c) 46(1)(a) 46(1)(b)	[4] [301] [298] [274] [341] [43] [144] [69]
AGENCY TOTAL							
	11,963	11,102	331	530	95.6		
GRIFFITH UNIVERSITY							
MCANDREW C, PRO-VICE-CHANCELLOR ADM - GR	N 22	0	20	2	90.9	41(1) 42(1)(a) 42(1)(b) 43(1) 44(1)	[20] [20] [20] [20] [2]
	P 3,107	2,832	179	96	96.9	40(a) 40(c) 40(d) 41(1) 43(1) 44(1) 46(1)(b)	[2] [92] [6] [98] [11] [45] [113]
AGENCY TOTAL							
	3,129	2,832	199	98	96.9		

Page 6

# ACTION ON DOCUMENTS - STATE GOVERNMENT AGENCIES

Portfolio/Agency Officer/Designation	Documents Considered	Access		Access in PART	Access REFUSED	% of documents RELEASED in	Provisions Invoked		Legend N = Non-personal P = Personal
		in FULL	in PART				FULL or PART	[No. of times]	
----- Page 7 -----									
JAMES COOK UNIVERSITY OF NORTHERN AUSTRALIA									
PIERCE W C, MANAGER ADMIN SERVICES	FOI C	P	161	0	0	100.0			
TURNER D, FOI COORDINATOR - JCU		N	12	0	0	100.0			
		P	63	0	4	93.7	46(1)(a) 46(1)(b)	[4] [4]	
AGENCY TOTAL									
			236	0	4	98.3			
QUEENSLAND UNIVERSITY OF TECHNOLOGY									
BURTON M, FOI OFFICER - QUT		N	828	94	177	78.6	22(a) 40(b) 40(c) 44(1) 45(1)(a) 45(1)(b) 45(1)(c)	[86] [8] [8] [156] [26] [26] [26]	
		P	103	67	32	68.9	40(c) 41(1) 44(1) 46(1)(a) 46(1)(b)	[34] [4] [29] [3] [3]	
CUSSENS P, FOI OFFICER - QUT		P	675	658	17	100.0	44(1)	[14]	
AGENCY TOTAL									
			1,606	1,282	209	87.0			
UNIVERSITY OF SOUTHERN QUEENSLAND									
TIMMINS W K, ACADEMIC REGISTRAR - USQ		N	29	26	3	89.7			
		P	38	38	0	100.0	57	[3]	
WINTER A, ACADEMIC SECRETARY - USQ		N	143	142	1	99.3	22(b) 42(1)(c) 42(1)(d) 42(1)(e) 42(1)(g) 42(1)(h)	[1] [28] [28] [28] [28] [28]	
		P	157	129	28	82.2			
AGENCY TOTAL									
			367	335	32	91.3			

# ACTION ON DOCUMENTS - STATE GOVERNMENT AGENCIES

Portfolio/Agency Officer/Designation	Documents Considered	Access in FULL	Access in PART	Access REFUSED	% of documents RELEASED in	Provisions Invoked FULL or PART	Legend N = Non-personal [No. of times] P = Personal
---	-------------------------	-------------------	-------------------	-------------------	-------------------------------	---------------------------------------	---

## UNIVERSITY OF CENTRAL QUEENSLAND

WINDOW K, REGISTRAR - CQU

N	19	19	0	0	100.0		
P	158	157	0	1	99.4	46(1)(b)	[1]

AGENCY TOTAL  
PORTFOLIO TOTAL

	177	176	0	1	99.4		
	43,661	38,188	3,496	1,977	95.5		

## ENVIRONMENT & HERITAGE

DEPT. OF ENVIRONMENT & HERITAGE

JACKSON K, EXEC OFFICER

N	10,438	9,888	357	193	98.2	36(1)(a) 42(1)(e) 43(1) 44(1) 45(1)(b) 45(1)(c) 46(1)(a) 46(1)(b) 49	[45] [222] [23] [5] [8] [42] [21] [66] [8]
P	120	120	0	0	100.0		

AGENCY TOTAL

	10,558	10,008	357	193	98.2		
--	--------	--------	-----	-----	------	--	--

## QUEENSLAND NATIONAL PARKS

JACKSON K, EXEC OFFICER

N	2,640	2,547	33	60	97.7	35 42(1)(e) 43(1) 45(1)(b) 45(1)(c) 49	[0] [2] [20] [20] [6] [18]
---	-------	-------	----	----	------	---	---

AGENCY TOTAL

	2,640	2,547	33	60	97.7		
--	-------	-------	----	----	------	--	--

## WET TROPICS AUTHORITY

JACKSON K, EXEC OFFICER

N	276	276	0	0	100.0		
---	-----	-----	---	---	-------	--	--

AGENCY TOTAL

	276	276	0	0	100.0		
--	-----	-----	---	---	-------	--	--



**ACTION ON DOCUMENTS - STATE GOVERNMENT AGENCIES**

Portfolio/Agency Officer/Designation	Documents Considered	Access in FULL	Access in PART	Access REFUSED	% of documents RELEASED in	Provisions Invoked	Legend	
							[No. of times]	P = Personal
						FULL or PART		Page 9
<b>QUEENSLAND HERITAGE COUNCIL</b>								
JACKSON K, EXEC OFFICER	N	505	505	0	0	100.0		
AGENCY TOTAL		505	505	0	0	100.0		
PORTFOLIO TOTAL		13,979	13,336	390	253	98.2		
<b>FAMILY SERV., ABORIGINAL &amp; ISL. AFFAIRS</b>								
<b>DEPARTMENT OF FAMILY SERVICES</b>								
ANN CAZZULINO, FOI OFFICER	P	1,982	1,761	208	13	99.3	42(1)(b) [38] 44(1) [178] 46(1)(b) [20]	
CLAIRE MCKEOUGH, FOI OFFICER	P	845	695	146	4	99.5	21 [1] 35 [0] 42(1)(b) [62] 44(1) [87] 46(1)(b) [2]	
DON SMITH, POLICY OFFICER	P	97	97	0	0	100.0		
DONOVAN H, FOI OFFICER	P	14,636	11,583	2,319	734	95.0	22(a) [43] 22(b) [5] 22(e) [1] 42(1)(a) [3] 42(1)(b) [315] 42(1)(c) [20] 42(1)(e) [15] 42(1)(h) [7] 43(1) [2] 44(1) [2588] 46(1)(a) [67] 46(1)(b) [63] 48(1) [2] 50(a) [11]	
HORTON S, MANAGER FOI	N	2,208	2,195	13	0	100.0	35 [0] 44(1) [13]	
	P	3,495	2,995	239	261	92.5	21 [1] 22(a) [106] 22(e) [2]	

# ACTION ON DOCUMENTS - STATE GOVERNMENT AGENCIES

Portfolio/Agency Officer/Designation	Documents Considered	Access in FULL	Access in PART	Access REFUSED	% of documents RELEASED in	Provisions Invoked	Legend	
							[No. of times]	N = Non-personal P = Personal
JANICE HUGHES, SENIOR FOI OFFICER	N	387	217	76	94	75.7	28(3)	[1]
							40(c)	[2]
							42(1)(b)	[42]
							44(1)	[364]
							46(1)(a)	[1]
JEPPESEN V, SENIOR FOI OFFICER	N	387	217	76	94	75.7	44(1)	[168]
							46(1)(b)	[2]
	P	4,620	3,773	617	230	95.0	42(1)(b)	[156]
							42(1)(c)	[41]
							44(1)	[663]
JEPPESEN V, SENIOR FOI OFFICER	P	4,620	3,773	617	230	95.0	46(1)(a)	[6]
							46(1)(b)	[15]
	P	481	376	105	0	100.0	42(1)(b)	[9]
							44(1)	[49]
							46(1)(b)	[2]
MCCORMACK P, FOI OFFICER	P	5,414	4,921	406	87	98.4	50(a)	[45]
	N	23	23	0	0	100.0	42(1)(b)	[115]
							42(1)(e)	[29]
							44(1)	[351]
							46(1)(a)	[2]
NICK PRINS, MANAGER INFORMATION MANEGEME	P	137	137	0	0	100.0	50(a)	[4]
	P	105	51	51	3	97.1	42(1)(b)	[49]
							42(1)(e)	[2]
							44(1)	[2]
							46(1)(b)	[2]
VAN JEPPESEN, SENIOR FOI OFFICER	N	1,006	913	59	34	96.6	42(1)(b)	[52]
							42(1)(d)	[30]
							44(1)	[12]
	P	10,779	9,685	769	325	97.0	21	[1]
							42(1)(b)	[260]
							44(1)	[764]
							46(1)(a)	[5]

# ACTION ON DOCUMENTS - STATE GOVERNMENT AGENCIES

Portfolio/Agency Officer/Designation	Documents Considered	Access in FULL	Access in PART	Access REFUSED	% of documents RELEASED in	Provisions Invoked	Legend N = Non-personal [No. of times] P = Personal
-----							
VAN JEPPESON, SENIOR FOI OFFICER	P	4	1	2	50.0	46(1)(b) 50(a)	[10] [58]
AGENCY TOTAL	46,219	39,423	5,009	1,787	96.1		[3]
INTELLECTUALLY DISABLED CITIZENS COUNCIL							
DAVIES M, COUNCIL MEMBER IDCCQ	P	7	6	1	0	44(1)	[1]
FINGLETON D, COUNCIL MEMBER IDCCQ	P	13	11	2	0	46(1)(b)	[2]
HUME W, COUNCIL MEMBER IDCCQ	P	6	5	1	0	44(1)	[1]
MILLER M, COUNCIL MEMBER IDCCQ	P	50	50	0	0		
PLUMMER R, MEMBER OF THE IDCCQ	P	249	249	0	0		
AGENCY TOTAL	325	321	4	0	100.0		
LEGAL FRIEND							
CURTIN A, DELEGATE OF THE LEGAL FRIEND	N	49	25	0	24	44(1)	[24]
HEDLEY M, DELEGATE OF THE LEGAL FRIEND	N	14	14	0	0		
AGENCY TOTAL	63	39	0	24	61.9		
PORTFOLIO TOTAL	46,607	39,783	5,013	1,811	96.1		
HOUSING, LOCAL GOVERNMENT & PLANNING							
DEPARTMENT OF HOUSING & LOCAL GOVERNMENT							
TUMATH V, MANAGER	N	11,005	9,982	558	465	36(1)(a) 36(1)(b) 36(1)(c) 36(1)(d) 36(1)(e) 37(1)(c) 38(a) 38(b) 41(1) 42(1)(a)	[266] [152] [8] [10] [25] [10] [45] [45] [274] [3]

# ACTION ON DOCUMENTS - STATE GOVERNMENT AGENCIES

Portfolio/Agency Officer/Designation	Documents Considered	Access in FULL	Access in PART	Access REFUSED	% of documents RELEASED in	Provisions Invoked	Legend	
							Full or PART	[No. of times] P = Personal
P	2,435	2,371	49	15	99.4	42(1)(e)		[2]
						43(1)		[19]
						44(1)		[6]
						45(1)(c)		[1]
						46(1)(b)		[75]
						49		[44]
P						22(b)		[1]
						42(1)(c)		[13]
						44(1)		[31]
						45(1)(a)		[4]
						46(1)(a)		[14]
						46(1)(b)		[1]
AGENCY TOTAL								
	13,440	12,353	607	480	96.4			
QLD BUILDING SERVICES AUTHORITY								
POTTS R, AGM-CORPORATE SUPPORT	N	5,013	4,796	216	1	100.0	43(1)	[215]
							44(1)	[2]
							45(1)(c)	[3]
P	282	282	0	0	100.0			
AGENCY TOTAL								
	5,295	5,078	216	1	100.0			
RENTAL BOND AUTHORITY								
TUPPER A, SERVICES MANAGER	P	41	38	3	0	100.0	44(1)	[3]
AGENCY TOTAL								
	41	38	3	0	100.0			
PORTFOLIO TOTAL								
	18,776	17,469	826	481	97.4			
HEALTH								
DEPARTMENT OF HEALTH								
GARVEY S, A/MANAGER FOI & ADMIN LAW SECT	N	2,718	2,410	152	94.4	11(1)(b)		[8]
						41(1)		[33]
						42(1)(b)		[60]
						43(1)		[3]
						44(1)		[176]
						45(1)(a)		[10]
						45(1)(b)		[10]
						45(1)(c)		[1]
						46(1)(b)		[150]

# ACTION ON DOCUMENTS - STATE GOVERNMENT AGENCIES

Portfolio/Agency Officer/Designation	Documents Considered	Access in FULL	Access in PART	Access REFUSED	% of documents RELEASED in	Provisions Invoked	Legend	
							[No. of times]	P = Personal
P	407	293	19	95	76.7	42(1)(a) 42(1)(b) 42(1)(c) 42(1)(e) 44(1) 45(1)(c) 46(1)(b)	[2] [16] [55] [53] [1] [10] [10]	
HARRIS S, MANAGER FOI & ADMIN LAW SECT	N	8,739	7,004	78	1,657	81.0	31 36(1)(a) 36(1)(c) 36(1)(d) 36(1)(e) 42(1)(b) 42(1)(e) 43(1) 44(1) 45(1)(b) 45(1)(c) 46(1)(b) 48(1)	[4] [40] [315] [988] [7] [35] [6] [110] [228] [7] [9] [212] [2]
P	2,285	1,697	154	434	81.0	42(1)(b) 42(1)(c) 42(1)(e) 43(1) 44(1) 44(3) 45(1)(c) 46(1)(a) 46(1)(b)	[50] [102] [439] [7] [37] [11] [25] [1] [44]	
AGENCY TOTAL	14,149	11,404	407	2,338	83.5			
BRISBANE NORTH REGIONAL HEALTH AUTHORITY								
COUSAR D, ACTING REGIONAL DECISION MAKER	P	4	4	0	0	100.0		
EVANS W, REGIONAL DECISION MAKER	N	6,219	6,129	61	29	99.5	27(4) 40(c) 42(1)(b)	
							[36] [29] [4]	

# ACTION ON DOCUMENTS - STATE GOVERNMENT AGENCIES

Portfolio/Agency Officer/Designation	Documents Considered	Access in FULL	Access in PART	Access REFUSED	% of documents RELEASED in FULL or PART	Provisions Invoked	Legend	
							[No. of times]	N = Non-personal P = Personal

Page 14

P	46,380	45,114	1,242	24	99.9	42(1)(d)	[3]	
						44(1)	[84]	
						46(1)(a)	[38]	
						46(1)(b)	[7]	
						22(e)	[23]	
						31	[11]	
						41(1)	[5]	
						42(1)(b)	[420]	
						42(1)(c)	[579]	
						43(1)	[3]	
						44(1)	[216]	
						44(3)	[1658]	
						46(1)(a)	[126]	
						46(1)(b)	[62]	

AGENCY TOTAL 52,603 51,247 1,303 53 99.9

## BRISBANE SOUTH REGIONAL HEALTH AUTHORITY JAMES R, FOI DECISION MAKER

N	1,783	1,669	15	99	94.4	40(a)	[7]	
						40(b)	[7]	
						44(1)	[65]	
						46(1)(b)	[17]	
P	31,539	29,400	389	1,750	94.5	37(1)(e)	[7]	
						40(a)	[12]	
						40(b)	[12]	
						42(1)(b)	[3]	
						42(1)(c)	[278]	
						42(1)(e)	[5]	
						44(1)	[41]	
						44(3)	[1037]	
						45(1)(c)	[1]	
						46(1)(a)	[14]	
						46(1)(b)	[43]	
						49	[31]	

AGENCY TOTAL 33,322 31,069 404 1,849 94.5

## CENTRAL REGIONAL HEALTH AUTHORITY BOWLES M, ACTING A.R.D.

N	272	260	12	0	100.0	44(1)	[12]	
P	508	508	0	0	100.0			

# ACTION ON DOCUMENTS - STATE GOVERNMENT AGENCIES

Portfolio/Agency Officer/Designation	Documents Considered		Access in FULL		Access in PART		Access REFUSED		% of documents RELEASED in	Provisions Invoked	Legend	
	N	P	182	2,157	0	15	0	0			[No. of times]	N = Non-personal P = Personal
WHITMELL K, A.R.D.												
	N	P	182	2,157	0	15	0	0	100.0			
									100.0	46(1)(b)	[1]	
AGENCY TOTAL	3,134		3,107	27	0				100.0			
DARLING DOWNS REGIONAL HEALTH AUTHORITY												
WHITBY P, SENIOR PERSONELL INDUSTRIAL OF	N		975		8	6			99.4			
										45(1)(b)	[3]	
										46(1)(b)	[3]	
	P		3,779	3,738	31	10			99.7			
										42(1)(b)	[24]	
										42(1)(c)	[35]	
										42(1)(f)	[10]	
										44(1)	[4]	
										46(1)(a)	[28]	
										46(1)(b)	[36]	
AGENCY TOTAL	4,768		4,713	39	16				99.7			
HACKAY REGIONAL HEALTH AUTHORITY												
LLOYD M, FOI DECISION MAKER	P		688	688	0	0			100.0			
STAUNTON M, FOI DECISION MAKER	P		931	929	1	1			99.9			
										44(1)	[1]	
										46(1)(a)	[1]	
										46(1)(b)	[1]	
AGENCY TOTAL	1,619		1,617	1	1				99.9			
NORTHERN REGIONAL HEALTH AUTHORITY												
GREEN R W, REGIONAL OFFICE MANAGER	N		259	225	34	0			100.0			
	P		3,332	3,327	4	1			100.0			
										44(1)	[34]	
										44(1)	[4]	
AGENCY TOTAL	3,591		3,552	38	1				100.0			
P&S REGIONAL HEALTH AUTHORITY												
BYRNE S, FOI DECISION MAKER	N		2,496	899	9	1,588			36.4			
										40(c)	[6]	
										44(1)	[1590]	
	P		7,018	6,964	26	28			99.6			
										22(b)	[4]	
										42(1)(a)	[2]	
										42(1)(c)	[26]	
										43(1)	[7]	

**ACTION ON DOCUMENTS - STATE GOVERNMENT AGENCIES**

Portfolio/Agency Officer/Designation	Documents Considered	Access in FULL	Access in PART	Access REFUSED	% of documents RELEASED in	Provisions Invoked	Legend	
							[No. of times]	P = Personal
JAMES R, FOI DECISION MAKER	P	1,614	1,611	3	0	100.0	44(1) 44(3)	[5] [1]
AGENCY TOTAL		11,128	9,474	38	1,616	85.5		
<b>SOUTH COAST REGIONAL HEALTH AUTHORITY</b>								
HEFFERNAN S, FOI DECISION MAKER	N	384	363	3	18	95.3	42(1)(b) 44(1) 45(1)(c)	[5] [12] [9]
P	6,806	5,978	3	825	87.9	42(1)(b) 42(1)(c) 44(1) 44(3) 46(1)(b)	[2] [315] [1] [825] [32]	
AGENCY TOTAL		7,190	6,341	6	843	88.3		
<b>SOUTH WEST REGIONAL HEALTH AUTHORITY</b>								
CONNELL G, PLANNING & LEGISLATION OFFICE	P	397	394	3	0	100.0	44(1)	[3]
AGENCY TOTAL		397	394	3	0	100.0		
<b>SUNSHINE COAST REGIONAL HEALTH AUTHORITY</b>								
CARSWELL G, ARD F/A	P	405	375	0	30	92.6	44(3)	[30]
AGENCY TOTAL		405	375	0	30	92.6		
<b>WEST MORETON REGIONAL HEALTH AUTHORITY</b>								
MELDRUM K, PROJECT OFFICER FOI/JR	N	374	372	2	0	100.0	44(1)	[2]
P	4,127	3,870	257	0	100.0	44(1) 46(1)(b)	[246] [11]	
MEYER P, SENIOR PROJECT OFFICER FOI/JR	N	1,540	1,510	26	4	99.7	44(1) 46(1)(a)	[26] [4]
P	29,641	23,715	5,252	674	97.7	22(a) 42(1)(a)	[79] [26]	



**ACTION ON DOCUMENTS - STATE GOVERNMENT AGENCIES**

Portfolio/Agency Officer/Designation	Documents Considered	Access		% of documents RELEASED in	Provisions Invoked	Legend N = Non-personal P = Personal
		in FULL	in PART			
		Access in FULL	Access in PART	REFUSED	FULL or PART	[No. of times]

42(1)(b) [2281]  
 42(1)(c) [2927]  
 43(1) [25]  
 44(1) [2830]  
 44(3) [20]  
 46(1)(a) [128]  
 46(1)(b) [118]

AGENCY TOTAL 35,682 29,467 5,537 678 98.1

**WIDE BAY REGIONAL HEALTH AUTHORITY**  
 BROWN D, EXECUTIVE SUPPORT OFFICER

N	261	261	0	0	100.0
P	2,755	2,755	0	0	100.0

AGENCY TOTAL 3,016 3,016 0 0 100.0

**MEDICAL & OTHER BOARDS**

RIDSDILL-KENNY B, PROJECT OFFICER, MED A N

N	630	324	27	279	55.7
---	-----	-----	----	-----	------

40(a) [40]  
 42(1)(b) [28]  
 43(1) [62]  
 44(1) [31]  
 46(1)(a) [21]  
 46(1)(b) [27]  
 48(1) [20]  
 50(a) [47]  
 50(b) [63]  
 40(a) [88]  
 42(1)(b) [1]  
 43(1) [13]  
 44(1) [3]  
 46(1)(a) [2]  
 46(1)(b) [74]  
 48(1) [7]

P	545	358	15	172	68.4
---	-----	-----	----	-----	------

AGENCY TOTAL 1,175 682 42 451 61.6

**HEALTH RIGHTS COMMISSION**  
 DEANE M, A/MANAGER FOI

P	7	7	0	0	100.0
---	---	---	---	---	-------

MORRISON J, MANAGER HEALTH RIGHTS COMSN N

N	64	61	2	1	98.4
---	----	----	---	---	------

45(1)(a) [2]  
 46(1)(a) [1]

# ACTION ON DOCUMENTS - STATE GOVERNMENT AGENCIES

Portfolio/Agency Officer/Designation	Documents Considered	Access		Access in PART	Access REFUSED	% of documents RELEASED in	Provisions Invoked	Legend	
		Access in FULL	Access in PART					[No. of times]	P = Personal
	P	636	581	16	39	93.9	43(1) 44(1) 46(1)(a)	[3] [39] [13]	
AGENCY TOTAL									
		707	649	18	40	94.3			
PATIENT REVIEW TRIBUNAL									
MATTHEWS R, CHAIRPERSON, PRT SOUTH EAST	N	6	6	0	0	100.0			
	P	95	23	24	48	49.5	42(1)(c) 46(1)(b)	[25] [71]	
SIMPSON W, CHAIRPERSON, PRT BRISBANE	P	366	345	21	0	100.0	42(1)(c)	[21]	
AGENCY TOTAL									
		467	374	45	43	89.7			
QUEENSLAND NURSING COUNCIL									
HENRY S, NURSE ADVISOR, EDUCATION	P	29	15	0	14	51.7	43(1) 46(1)(a) 46(1)(b)	[14] [6] [6]	
AGENCY TOTAL									
		29	15	0	14	51.7			
PORTFOLIO TOTAL									
		173,382	157,496	7,908	7,978	95.4			
JUSTICE & ATTORNEY-GENERAL									
DEPARTMENT OF JUSTICE & ATTORNEY-GENERAL	N	3,277	1,828	677	772	76.4	11(1)(f) 22(a) 36(1)(a) 36(1)(c) 36(1)(d) 36(1)(e) 37(1)(a) 37(1)(e) 41(1) 42(1)(a) 42(1)(e) 42(1)(f) 43(1) 44(1) 46(1)(a) 46(1)(b)	[2] [59] [54] [2] [52] [89] [5] [4] [116] [2] [1] [1] [466] [538] [67] [9]	
BARRATT L, FOI COORDINATOR									

# ACTION ON DOCUMENTS - STATE GOVERNMENT AGENCIES

Portfolio/Agency Officer/Designation	Documents Considered	Access in FULL	Access in PART	Access REFUSED	% of documents RELEASED in FULL or PART	Provisions Invoked	Legend	
							[No. of times]	P = Personal
P	1,309	683	19	607	53.6	11(1)(e) 11(1)(f) 22(a) 36(1)(a) 37(1)(d) 41(1) 42(1)(a) 43(1) 44(1) 46(1)(a) 46(1)(b)	[4] [3] [15] [2] [1] [5] [73] [487] [17] [5] [4]	
BEALE T G, CABINET LEGISLATION & LIAISON	P	3	0	3	0.0	41(1) 42(1)(e) 46(1)(a)	[1] [1] [1]	
KENT P, MANAGER, HUMAN RESOURCE BRANCH	P	386	233	153	60.4	40(c) 43(1) 46(1)(a)	[32] [32] [59]	
LEVY K, DEPUTY DIRECTOR-GENERAL	N	410	24	386	100.0	44(1)	[386]	
MYLNE J, DIRECTOR CROWN LAW DIVISION	N	53	53	0	100.0			
ROBSON D, DIRECTOR FOI	P	76	12	0	100.0			
AGENCY TOTAL	5,526	2,909	1,082	1,535	72.2			
OFFICE OF THE DIRECTOR OF PROSECUTIONS								
BUTLER B, DEPUTY DIRECTOR	P	19	19	0	100.0			
KELLY P, ACTING SOLICITOR FOR ADVOCACY	P	26	20	4	92.3	22(a) 43(1)	[2] [4]	
AGENCY TOTAL	45	39	4	2	95.6			
PUBLIC TRUST OFFICE								
KELLY I D C, A/DEPUTY DIRECTOR LEGAL SER	P	283	283	0	100.0			
MCNIERY P, FOI CO-ORDINATOR	N	13	7	6	100.0	41(1) 43(1)	[2] [1]	

# ACTION ON DOCUMENTS - STATE GOVERNMENT AGENCIES

Portfolio/Agency Officer/Designation	Documents Considered	Access in FULL	Access in PART	Access REFUSED	% of documents RELEASED in	Provisions Invoked	Legend	
							[No. of times]	N = Non-personal P = Personal
-----								
NICKEL B, DEPUTY DIRECTOR LEGAL SERVICES	N	1,792	1,087	0	705	60.7	[563] [561] [124] [18]	
	P	292	285	0	7	97.6	[2] [2] [3] [2]	
AGENCY TOTAL		2,380	1,662	6	712	70.1		
QUEENSLAND CULTURAL CENTRE TRUST								
ELLWOOD R, CHIEF EXECUTIVE OFFICER	P	5	2	3	0	100.0	44(1)	[3]
AGENCY TOTAL		5	2	3	0	100.0		
QUEENSLAND STATE LIBRARY								
CARMICHAEL G, MANAGER, FINANCE & ADMINIS	N	16	16	0	0	100.0		
	P	8	8	0	0	100.0		
AGENCY TOTAL		24	24	0	0	100.0		
LEGAL AID OFFICE (QUEENSLAND)								
COXON R, A05	N	23	2	0	21	8.7	44(1)	[21]
	P	20,571	19,114	68	1,389	93.2	39(a) 43(1) 44(1) 46(1)(a) 46(1)(b)	[255] [386] [119] [589] [114]
AGENCY TOTAL		20,594	19,116	68	1,410	93.2		
CRIMINAL JUSTICE COMMISSION								
GEORGE K B, EXECUTIVE OFFICER, CORP. SER	N	3,958	2,812	362	784	80.2	38(a) 40(c) 40(d) 41(1)	[12] [2] [1] [378]

<b>Portfolio/Agency Officer/Designation</b>	<b>Documents Considered</b>	<b>Access in FULL</b>	<b>Access in PART</b>	<b>Access REFUSED</b>	<b>% of documents RELEASED in</b>	<b>Provisions Invoked</b>	<b>Legend</b>
						<b>FULL or PART</b>	<b>N = Non-personal [No. of times] P = Personal</b>
<hr/>							
							<b>Page 21</b>

AGENCY TOTAL	7,698	5,302	1,015	1,481	80.8
PORTFOLIO TOTAL	36,272	28,954	2,178	5,140	85.8

## DEPARTMENT OF LANDS

PERMITTEE'S ADDRESS	PROG.	DIR.	LAND BOUNDARIES	N	4,090	3,348	371	371	90.9	[474] [11] [107] [12]
FORREST D,										36(1)(a) 36(1)(e) 44(1) 46(1)(b)
HUNDLOE B,		MANAGER FOI		N	31,913	29,471	30	2,412	92.4	[822] [280] [9] [275] [276] [4] [2] [114] [135]

# ACTION ON DOCUMENTS - STATE GOVERNMENT AGENCIES

Portfolio/Agency Officer/Designation	Documents Considered	Access		Access REFUSED	% of documents RELEASED in	Provisions Invoked	Legend	
		in FULL	in PART				[No. of times]	P = Personal
					FULL or PART			Page 22
	P	44	37	7	0	100.0	44(1) 45(1)(b) 45(1)(c) 46(1)(b) 49	[32] [103] [2] [49] [140]
LAFFAN W, MANAGER APPLIED RESEARCH	N	979	946	20	13	98.7	44(1) 36(1)(a) 36(1)(e) 41(1) 42(1)(a)	[7] [6] [5] [9] [13]
NELSON J, DIRECTOR LAND USE	P	10	10	0	0	100.0	22(b) 36(1)(a) 36(1)(e) 43(1) 46(1)(b)	[37] [24] [2] [1] [60]
AGENCY TOTAL		40,560	37,208	473	2,879	92.9		
VALUER'S REGISTRATION BOARD OF QLD KENNEDY A J, SECRETARY	N	2	2	0	0	100.0		
AGENCY TOTAL		2	2	0	0	100.0		
SURVEYORS BOARD OF QUEENSLAND THOMPSON W, ADMINISTRATION OFFICER	N	247	247	0	0	100.0		
AGENCY TOTAL		247	247	0	0	100.0		
PORTFOLIO TOTAL		40,809	37,457	473	2,879	92.9		
MINERALS & ENERGY								
DEPARTMENT OF MINERALS & ENERGY COTTRELL A, ADMIN LAW CO-ORDINATOR	N	16,979	7,411	4,665	4,903	71.1	21 22(a) 35 37(1)(a) 42(1)(a)	[4] [13] [10] [9] [149]

**ACTION ON DOCUMENTS - STATE GOVERNMENT AGENCIES**

Portfolio/Agency Officer/Designation	Documents Considered	Access in FULL	Access in PART	Access REFUSED	% of documents RELEASED in	Provisions Invoked	Legend	
							Full or PART	No. of times} P = Personal
-----								
	P	317	317	0	0	100.0	42(1)(b) 42(1)(e) 43(1) 44(1) 45(1)(a) 45(1)(c) 45(3)	[1] [1] [26] [4] [2] [83] [4632]
-----								
AGENCY TOTAL		17,296	7,728	4,665	4,903	71.7		
-----								
QUEENSLAND ELECTRICITY COMMISSION								
BLACKBURN R M, SENIOR ADMIN OFFICER	N	90	90	0	0	100.0		
	P	104	104	0	0	100.0		
HOUGH B R, SENIOR ADMIN OFFICER	N	166	69	21	76	54.2	36(1)(b) 36(1)(c) 36(1)(d) 36(1)(e) 41(1) 43(1) 44(1)	[30] [60] [12] [28] [9] [35] [3]
	P	317	317	0	0	100.0		
-----								
AGENCY TOTAL		677	580	21	76	88.8		
-----								
FAR NORTH OLD ELECTRICITY BOARD								
PALMER G, SUB ACCOUNTANT	N	64	20	44	0	100.0	41(1) 44(1) 45(1)(b) 49	[9] [37] [5] [2]
	P	6	4	0	2	66.7	21	[2]
-----								
AGENCY TOTAL		70	24	44	2	97.1		
-----								
NORTH QUEENSLAND ELECTRICITY BOARD								
MCINTYRE P, SECRETARIAL OFFICER	N	69	69	0	0	100.0		
	P	87	85	2	0	100.0	44(1)	[2]
-----								
AGENCY TOTAL		156	154	2	0	100.0		

[illegible]

THE CAPRICORNIA ELECTRICITY BOARD									
WORTHINGTON P, MANAGER ADMIN SERVICES		P	2	2	0	0	0	100.0	
AGENCY TOTAL			2	2	0	0	0	100.0	
WIDE BAY-BURNETT ELECTRICITY BOARD									
REDMAN J, SECRETARY		N	1	0	1	0	0	100.0	
VOLLMERHAUSE, ACTING SECRETARY		P	2	2	0	0	0	100.0	
AGENCY TOTAL			3	2	1	0	0	100.0	
SOUTH EAST QLD ELECTRICITY BOARD									
WEBSTER C V, SECRETARY		N	47	47	0	0	0	100.0	
		P	126	122	0	4	4	96.8	
AGENCY TOTAL			173	169	0	4	4	97.7	
QLD ELEC SUPPLY SUPERANNUATION BOARD									
HAY E, MANAGER/SECRETARY		P	1	1	0	0	0	100.0	
AGENCY TOTAL			1	1	0	0	0	100.0	
PORTFOLIO TOTAL			18,378	8,660	4,733	4,985	4,985	72.9	
POLICE & EMERGENCY SERVICES									
QUEENSLAND POLICE SERVICE		N	2,763	1,610	322	831	69.9		
DOYLE J B, SUPERINTENDENT									



# ACTION ON DOCUMENTS - STATE GOVERNMENT AGENCIES

Portfolio/Agency Officer/Designation	Documents Considered	Access in FULL	Access in PART	Access REFUSED	% of documents RELEASED in FULL or PART	Provisions Invoked	Legend	
							[No. of times]	P = Personal
P	530	281	157	92	82.6	22(b)	[11]	
						41(1)	[6]	
						42(1)(a)	[12]	
						42(1)(b)	[130]	
						42(1)(d)	[12]	
						42(1)(e)	[1]	
						42(1)(f)	[21]	
						42(1)(h)	[20]	
						44(1)	[233]	
						46(1)(a)	[12]	
						46(1)(b)	[59]	
						22(b)	[9]	
						40(a)	[15]	
						40(b)	[15]	
N	2,241	1,332	235	674	69.9	40(c)	[102]	
						41(1)	[31]	
						42(1)(a)	[182]	
						42(1)(b)	[187]	
						42(1)(c)	[2]	
						42(1)(d)	[182]	
						42(1)(e)	[71]	
						43(1)	[51]	
						44(1)	[492]	
						46(1)(a)	[209]	
						46(1)(b)	[278]	
						47(1)(a)	[2]	
						22(b)	[52]	
						41(1)	[2]	
P	387	193	71	123	68.2	42(1)(b)	[10]	
						44(1)	[126]	
						46(1)(a)	[14]	
						46(1)(b)	[6]	
						53	[1]	
						21	[2]	
						22(b)	[64]	
						38(a)	[1]	
						40(c)	[17]	
						41(1)	[18]	
						912		
						691		
						3,504		
						5,107		
						82.1		
N	5,107	3,504	691	912	82.1	21	[2]	
						22(b)	[64]	
						38(a)	[1]	
						40(c)	[17]	
						41(1)	[18]	
						912		
						691		
						3,504		
						5,107		
						82.1		
						21	[2]	
						22(b)	[64]	
						38(a)	[1]	
						40(c)	[17]	
						41(1)	[18]	

# ACTION ON DOCUMENTS - STATE GOVERNMENT AGENCIES

Portfolio/Agency Officer/Designation	Documents Considered	Access in FULL	Access in PART	Access REFUSED	% of documents RELEASED in FULL or PART	Provisions Invoked	Legend N = Non-personal P = Personal
							[No. of times]

42(1)(a)	[280]
42(1)(b)	[150]
42(1)(d)	[211]
42(1)(e)	[129]
42(1)(f)	[1]
42(1)(g)	[5]
43(1)	[4]
44(1)	[1217]
46(1)(a)	[103]
46(1)(b)	[139]
22(a)	[14]
22(b)	[6]
40(c)	[89]
41(1)	[55]
42(1)(a)	[54]
42(1)(b)	[141]
42(1)(c)	[29]
42(1)(e)	[44]
42(1)(f)	[4]
42(1)(g)	[2]
42(1)(h)	[29]
44(1)	[328]
46(1)(a)	[36]
46(1)(b)	[151]

AGENCY TOTAL	12,342	7,794	1,676	2,872	76.7
--------------	--------	-------	-------	-------	------

## BUREAU OF EMERGENCY SERVICES

KEOGH R J, MANAGER FREEDOM OF INFORMATION	N	348	344	0	4	98.9
	P	615	596	9	10	98.4

AGENCY TOTAL	963	940	9	14	98.5
--------------	-----	-----	---	----	------

## QUEENSLAND AMBULANCE SERVICE

KEOGH R J, MANAGER FREEDOM OF INFORMATION	N	7	6	1	0	100.0
	P	9	9	0	0	100.0

AGENCY TOTAL	16	15	1	0	100.0
--------------	----	----	---	---	-------

**ACTION ON DOCUMENTS - STATE GOVERNMENT AGENCIES**

Portfolio/Agency Officer/Designation	Documents Considered	Access in FULL	Access in PART	Access REFUSED	% of documents RELEASED in	Provisions Invoked	Legend N = Non-personal P = Personal
-----							
QUEENSLAND FIRE SERVICE							
KEOGH R J, MANAGER FREEDOM OF INFORMATION	N	1,249	2	73	94.2	43(1) 44(1)	[11] [57]
AGENCY TOTAL							
		1,336	2	125	90.6		
QUEENSLAND CORRECTIVE SERVICES COMM.							
CABANIUK P, FOI COORDINATOR	N	157	0	139	11.5	36(1)(a) 41(1) 42(1)(a) 42(1)(b) 42(1)(c) 42(1)(d) 42(1)(e) 42(1)(g) 44(1) 46(1)(a) 46(1)(b)	[1] [78] [6] [66] [3] [6] [66] [6] [3] [66] [66]
	P	15,001	244	667	95.6	22(a) 35 36(1)(a) 40(a) 40(c) 41(1) 42(1)(a) 42(1)(b) 42(1)(c) 42(1)(e) 43(1) 44(1) 44(3) 45(i)(a) 46(1)(a) 46(1)(b)	[2] [0] [1] [2] [2] [138] [206] [96] [2] [154] [12] [239] [1] [1] [21] [129]

Page 27

# ACTION ON DOCUMENTS - STATE GOVERNMENT AGENCIES

Portfolio/Agency Officer/Designation	Documents Considered	Access in FULL	Access in PART	Access REFUSED	% of documents RELEASED in	Provisions Invoked	Legend	
							[No. of times]	P = Personal
DINEEN C, A/LEGAL OFFICER	P 114	112	0	2	98.2	42(1)(b) 42(1)(c) 46(1)(a) 46(1)(b)	[2] [2] [2] [2]	
<p>AGENCY TOTAL 15,272 14,220 244 888 94.7</p> <p>PORTFOLIO TOTAL 29,929 24,178 1,932 3,819 87.2</p>								

## PREMIER, ECONOMIC & TRADE DEVELOPMENT

PREMIER								
HERBERT M, POLICY ADVISOR	N 35	35	0	0	100.0			
	P 41	41	0	0	100.0			
MILLER B, SENIOR POLICY ADVISOR	N 15	15	0	0	100.0			
AGENCY TOTAL	91	91	0	0	100.0			

## DEPARTMENT OF THE PREMIER DOBLO L, CO-ORDINATOR

	N 2,040	510	40	1,490	27.0	36(1)(a) 36(1)(b) 36(1)(c) 36(1)(d) 36(1)(e) 37(1)(a) 41(1) 43(1) 44(1) 45(1)(b) 45(1)(c) 46(1)(b)	[111] [45] [137] [41] [39] [9] [69] [52] [7] [1] [966] [1017]
HARRIS L, DIRECTOR GESS	P 482	393	29	60	87.6	43(1)	[89]
	N 4,502	3,543	374	585	87.0	36(1)(a) 36(1)(b) 36(1)(c) 36(1)(d) 36(1)(e) 37(1)(a) 37(1)(e) 40(d)	[85] [46] [50] [60] [56] [1] [1] [1]

# ACTION ON DOCUMENTS - STATE GOVERNMENT AGENCIES

Portfolio/Agency Officer/Designation	Documents Considered	Access in FULL	Access in PART	Access REFUSED	% of documents RELEASED in	Provisions		Legend N = Non-personal P = Personal
						FULL or PART	Invoked	
	P	146	143	0	3	97.9	43(1) 44(1) 45(1)(b) 45(1)(c) 46(1)(a) 49	[127] [114] [377] [37] [16] [60]
AGENCY TOTAL		7,170	4,589	443	2,138	70.2	43(1)	[3]
PARLIAMENTARY COMMISSIONER FOR ADMIN INV								
SCOTT N, SENIOR INVESTIGATOR	N	378	378	0	0	100.0		
	P	1,471	1,465	4	2	99.9	21 42(1)(b) 44(1)	[2] [2] [2]
WEBB A, ASST. COMMISSIONER								
	P	483	483	0	0	100.0		
WIGNALL D, SENIOR INVESTIGATOR	N	1	1	0	0	100.0		
	P	39	10	28	1	97.4	40(a) 42(1)(b) 43(1)	[7] [9] [13]
AGENCY TOTAL		2,372	2,337	32	3	99.9		
PUBLIC SECTOR MANAGEMENT COMMISSION								
CARROLL B, EXECUTIVE MANAGER	N	112	25	6	81	27.7	36(1)(b) 37(1)(a) 37(1)(c) 37(1)(d) 37(1)(e) 41(1) 44(1)	[32] [1] [32] [11] [4] [26] [4]
	P	162	149	4	9	94.4	40(c) 41(1)	[1] [1]
AGENCY TOTAL		274	174	10	90	67.2		

# ACTION ON DOCUMENTS - STATE GOVERNMENT AGENCIES

Portfolio/Agency Officer/Designation	Documents Considered	Access in FULL	Access in PART	Access REFUSED	% of documents RELEASED in	Provisions Invoked	Legend N = Non-personal [No. of times] P = Personal
-----							
OFFICE OF THE CABINET							
HENNING L, A/ DIRECTOR, ECONOMIC POLICY	N 366	137	125	104	71.6	36(1)(a) 38(a) 38(b) 41(1)	[104] [63] [63] [62]
MACDONAGH A, A/DIRECTOR, SOCIAL POLICY	N 1,674	308	60	1,306	22.0	11(1)(g) 36(1)(a) 36(1)(b) 36(1)(c) 41(1) 43(1)	[2] [983] [8] [234] [545] [4]
NEUBOWN C, D/LEGAL & ADMIN POLICY UNIT	N 563	264	16	283	49.7	11(1)(b) 36(1)(c) 38(a) 41(1) 46(1)(b) 50(c)	[33] [76] [27] [257] [36] [33]
AGENCY TOTAL 2,603 709 201 1,693 35.0							
QUEENSLAND AUDIT OFFICE							
MANERA V P, DEPUTY AUDITOR-GENERAL	N 8	0	0	8	0.0	46(1)(b)	[8]
AGENCY TOTAL 8 0 0 8 0.0							
PORTFOLIO TOTAL 12,518 7,900 686 3,932 68.6							
PRIMARY INDUSTRIES							
DEPARTMENT OF PRIMARY INDUSTRIES							
FOGG J, ACTING MANAGER, FOI	N 28	26	0	2	92.9	40(c) 44(1) 44(3)	[2] [2] [2]
JANETZKI N, ACTING MANAGER, FOI	N 28,315	976	2	27,337	3.5	25(2) 45(1)(a) 45(1)(b) 45(1)(c) 45(3)	[26500] [3] [570] [272] [3]

# ACTION ON DOCUMENTS - STATE GOVERNMENT AGENCIES

Portfolio/Agency Officer/Designation	Documents Considered	Access in FULL	Access in PART	Access REFUSED	% of documents RELEASED in	Provisions Invoked	Legend	
							[No. of times]	P = Personal
P	357	356	1	0	100.0	36(1)(a)	[1]	
						36(1)(b)	[2]	
						36(1)(c)	[2]	
						36(1)(d)	[1]	
						36(1)(e)	[1]	
N	59,388	55,634	1,748	2,006	96.6	36(1)(a)	[562]	
						36(1)(b)	[574]	
						36(1)(c)	[574]	
						36(1)(d)	[562]	
						36(1)(e)	[562]	
						37(1)(a)	[580]	
						37(1)(b)	[580]	
						37(1)(c)	[480]	
						37(1)(d)	[580]	
						37(1)(e)	[580]	
						41(1)	[624]	
						42(1)(a)	[300]	
						42(1)(b)	[303]	
						42(1)(c)	[300]	
						42(1)(d)	[300]	
						42(1)(e)	[300]	
						42(1)(f)	[300]	
						42(1)(g)	[300]	
						42(1)(h)	[300]	
						42(1)(i)	[300]	
						42(1)(j)	[300]	
						43(1)	[912]	
						44(1)	[805]	
						44(3)	[46]	
						45(1)(a)	[1053]	
						45(1)(b)	[1440]	
						45(1)(c)	[1349]	
						45(3)	[807]	
						46(1)(a)	[252]	
						46(1)(b)	[343]	
P	2,018	509	1,100	409	79.7	40(b)	[3]	
						40(c)	[19]	
						40(d)	[5]	
						42(1)(a)	[369]	
						42(1)(b)	[1]	

**ACTION ON DOCUMENTS - STATE GOVERNMENT AGENCIES**

Portfolio/Agency Officer/Designation	Documents Considered	Access in FULL	Access in PART	Access REFUSED	% of documents RELEASED in	Provisions Invoked	Legend	
							[No. of times]	P = Personal
					FULL or PART			
AGENCY TOTAL	90,106	57,501	2,851	29,754	67.0	43(1) 44(1) 45(1)(c)	[29] [24] [4]	
<b>LIVESTOCK AND MEAT AUTHORITY OF QLD</b>								
PALMER D, FOI CO-ORDINATOR, LMAQ	N	1	0	0	1	0.0	42(1)(b)	[1]
AGENCY TOTAL	1	0	0	1	0.0			
<b>AGRI CHEM DIST CONTROL BOARD</b>								
PRIESTLY K, FOI CO-ORDINATOR, ACDC BOARD	N	401	0	0	0	100.0		
	P	177	176	0	1	99.4	46(1)(b)	[1]
AGENCY TOTAL	578	577	0	1	99.8			
<b>QLD DAIRY INDUSTRY AUTHORITY</b>								
BRICE D, FOI CO-ORDINATOR, QDA	N	137	137	0	0	100.0		
AGENCY TOTAL	137	137	0	0	100.0			
<b>QLD FISH MANAGEMENT AUTHORITY</b>								
GAFFNEY P, FOI DECISION-MAKER, QFMA	N	235	235	0	0	100.0		
LIGHTOWLER M, FOI CO-ORDINATOR, QFMA	N	51	38	7	6	88.2	41(1)	[6]
AGENCY TOTAL	286	273	7	6	97.9			
<b>QLD EGG INDUSTRY MANAGEMENT AUTHORITY</b>								
GOOCH G, FOI DECISION-MAKER, HQC	N	422	324	3	95	77.5	43(1) 46(1)(a) 46(1)(b)	[75] [23] [23]
AGENCY TOTAL	422	324	3	95	77.5			
<b>GRAINCO QLD CO-OPERATIVE ASSOCIATION LTD</b>								
SMITH J C, FOI CO-ORDINATOR, GRAINCO	N	25,000	25,000	0	0	100.0		
AGENCY TOTAL	25,000	25,000	0	0	100.0			



# ACTION ON DOCUMENTS - STATE GOVERNMENT AGENCIES

Portfolio/Agency Officer/Designation	Documents Considered	Access in FULL	Access in PART	Access REFUSED	% of documents RELEASED in	Provisions Invoked	Legend N = Non-personal [No. of times] P = Personal
<b>SOUTH EAST QUEENSLAND WATER BOARD</b>							
BAXTER I, FOI DECISION-MAKER, SEQWB	N 1,000	1,000	0	0	100.0		
AGENCY TOTAL	1,000	1,000	0	0	100.0		
<b>QUEENSLAND COMMERCIAL FISHERMEN'S ORGN TN</b>							
DELANEY M, RESEARCH OFFICER, QCFO	N 20	15	1	4	80.0	42(1)(b) 44(1) 46(1)(b)	[4] [5] [2]
AGENCY TOTAL	20	15	1	4	80.0		
<b>PIONEER RIVER IMPROVEMENT TRUST</b>							
MCKENDRY D, CLERK, PIONEER RIVER IMP TRU	P 7	7	0	0	100.0		
AGENCY TOTAL	7	7	0	0	100.0		
<b>COREEN WATER BOARD</b>							
REES D, SECRETARY, COREEN WATER BOARD	N 18 P 2	17 2	1 0	0 0	100.0 100.0	46(1)(a)	[1]
AGENCY TOTAL	20	19	1	0	100.0		
PORTFOLIO TOTAL	117,577	84,853	2,863	29,861	74.6		
<b>QLD EMERGENCY SERVICES, RURAL COMM &amp; CON. AF</b>							
<b>OFFICE OF RURAL COMMUNITIES</b>							
LING J, DIR., OFFICE OF RURAL COMMUN.	N 238	174	8	56	76.5	36(1)(b) 36(1)(c) 41(1) 43(1)	[4] [36] [30] [1]
AGENCY TOTAL	238	174	8	56	76.5		
<b>DEPARTMENT OF QUEENSLAND EMERGENCY SERV.</b>							
BAKER S, COORDINATOR FOI	N 775	652	6	117	84.9	36(1)(c) 37(1)(a) 37(1)(d) 40(c) 41(1) 43(1) 44(1)	[13] [44] [2] [21] [6] [13] [22]
AGENCY TOTAL	775	652	6	117	84.9		

[illegible]145

# ACTION ON DOCUMENTS - STATE GOVERNMENT AGENCIES

Portfolio/Agency Officer/Designation	Documents Considered	Access in FULL	Access in PART	Access REFUSED	% of documents RELEASED in	Provisions Invoked	Legend N = Non-personal [No. of times] P = Personal
-----							
TOURISM, SPORT & RACING							
DEPARTMENT OF TOURISM, SPORT & RACING							
JONES P, MANAGER, POLICY UNIT	N	1,465	1,128	175	162	88.9	22(a) [26] 22(b) [1] 22(c) [1] 36(1)(a) [1] 36(1)(e) [11] 42(1)(a) [1] 42(1)(e) [1] 42(1)(g) [4] 43(1) [6] 44(1) [66] 45(1)(a) [6] 45(1)(b) [56] 45(1)(c) [37] 46(1)(a) [6] 46(1)(b) [4] 47(1)(a) [54]
-----							
MEAD J, LEGAL AND LEGISLATION OFFICER	N	12	12	0	0	100.0	
AGENCY TOTAL		1,477	1,140	175	162	89.0	
TOTALISATOR ADMINISTRATION BOARD OF QLD							
THORBURN W, ACTING CHIEF EXECUTIVE OFFIC	N	1	0	0	1	0.0	21 [1]
AGENCY TOTAL		1	0	0	1	0.0	
QUEENSLAND HARNES RACING BOARD							
CALDWELL P, SECRETARY	N	50	50	0	0	100.0	
AGENCY TOTAL		50	50	0	0	100.0	
GREYHOUND RACING CONTROL BOARD OF QLD							
PEARSON R, FOI OFFICER	N	250	0	0	250	0.0	42(1)(c) [250] 42(1)(e) [250] 46(1)(a) [250] 46(1)(b) [250]
AGENCY TOTAL		250	0	0	250	0.0	

Page 35

# ACTION ON DOCUMENTS - STATE GOVERNMENT AGENCIES

Portfolio/Agency Officer/Designation	Documents Considered	Access in FULL	Access in PART	Access REFUSED	% of documents RELEASED in	Provisions Invoked FULL or PART	Legend N = Non-personal [No. of times] P = Personal
-----							

## TRUSTEES OF ALBION PARK PACEWAY BLANCH D, FOI OFFICER

N	1	1	0	0	100.0		
-----							

### AGENCY TOTAL

## QUEENSLAND PRINCIPAL CLUB FITZGERALD J, FOI OFFICER

P	18	14	4	0	100.0	45(1)(c)	[4]
---	----	----	---	---	-------	----------	-----

## REARDON A, FOI DECISION-MAKER

N	13	7	6	0	100.0	44(1)	[6]
-----							

### AGENCY TOTAL

### PORTFOLIO TOTAL

## TRANSPORT

## DEPARTMENT OF TRANSPORT

### BUTTERWORTH B, MANAGER (FOI & ADMIN LAW)

N	14,347	13,332	267	748	94.8	21 22(a) 36(1)(c) 43(1) 44(1) 45(1)(b)	[1] [20] [308] [223] [388] [3]
-----							

### HEALEY G, CO-ORDINATOR (FOI & ADMIN LAW)

N	10,267	7,133	196	2,938	71.4	21 36(1)(a) 36(1)(b) 36(1)(c) 36(1)(d) 36(1)(e) 43(1) 44(1) 45(1)(c) 45(3)	[1] [18] [10] [486] [2] [144] [240] [33] [168] [59]
-----							

### AGENCY TOTAL

P	73	19	10	44	39.7	42(1)(b) 42(1)(f) 42(1)(h) 44(1) 46(1)(b)	[27] [27] [27] [54] [54]
-----							

# ACTION ON DOCUMENTS - STATE GOVERNMENT AGENCIES

Portfolio/Agency Officer/Designation	Documents Considered	Access in FULL	Access in PART	Access REFUSED	% of documents RELEASED in FULL or PART	Provisions Invoked	Legend	
							[No. of times]	N = Non-personal P = Personal
MOAR P, CO-ORDINATOR (FOI & ADMIN LAW)	N	9,002	7,974	386	64.2	92.9	11(1)(b) 36(1)(a) 36(1)(d) 36(1)(e) 37(1)(a) 42(1)(a) 42(1)(b) 42(1)(c) 42(1)(e) 42(1)(f) 42(1)(h) 43(1) 44(1) 45(1)(b) 45(1)(c) 46(1)(a) 46(1)(b)	[1] [28] [2] [1] [8] [49] [49] [49] [49] [49] [49] [67] [56] [3] [24] [20] [55]
	P	482	380	51	51	89.4	21 43(1) 44(1)	[1] [100] [1]
AGENCY TOTAL		34,199	28,843	913	4,643	87.0		
PORT OF BRISBANE AUTHORITY								
FOI AND JR COORDINATOR, FOI/JRC	N	154	107	47	0	100.0	45(1)(b)	[5]
AGENCY TOTAL		154	107	47	0	100.0		
GLADSTONE PORT AUTHORITY								
WHITE G, SENIOR ADMINISTRATION OFFICER	N	9	6	0	3	66.7	45(1)(b)	[3]
AGENCY TOTAL		9	6	0	3	66.7		
TOWNSVILLE PORT AUTHORITY								
WHIPP J, INTERNAL AUDITOR	N	16	15	0	1	93.8	45(1)(b)	[1]
AGENCY TOTAL		16	15	0	1	93.8		

# ACTION ON DOCUMENTS - STATE GOVERNMENT AGENCIES

Portfolio/Agency Officer/Designation	Documents Considered	Access in FULL	Access in PART	Access REFUSED	% of documents RELEASED in	Provisions Invoked	Legend N = Non-personal [No. of times] P = Personal
					FULL or PART		Page 38

## PORTS CORPORATION

BLEWONSKI P, MANAGER PLANNING & HUM. RES	N	2,064	2,000	64	0	100.0	43(1)	[64]
--	---	-------	-------	----	---	-------	-------	------

## AGENCY TOTAL

		2,064	2,000	64	0	100.0		
--	--	-------	-------	----	---	-------	--	--

## QUEENSLAND RAIL

DOUGHTY, OHS MEDICAL OFFICER	P	20	20	0	0	100.0		
------------------------------	---	----	----	---	---	-------	--	--

TOLHURST T, FOI CO-ORDINATOR	N	4,821	4,294	129	398	91.7	40(d) 42(1)(b) 44(1) 46(1)(a) 46(1)(b)	[4] [4] [5] [4] [4]
------------------------------	---	-------	-------	-----	-----	------	--	---------------------------------

	P	9,494	9,080	241	173	98.2	42(1)(b) 43(1) 44(1)	[2] [26] [43]
--	---	-------	-------	-----	-----	------	----------------------------	---------------------

## AGENCY TOTAL

		14,335	13,394	370	571	96.0		
--	--	--------	--------	-----	-----	------	--	--

## PORTFOLIO TOTAL TREASURY

		50,777	44,365	1,394	5,018	90.1		
--	--	--------	--------	-------	-------	------	--	--

## DEPARTMENT OF THE TREASURY

BARBER N, SENIOR FINANCE OFFICER	N	239	215	24	0	100.0	22(c) 43(1) 44(1) 45(1)(b) 45(1)(c) 45(3) 46(1)(a) 46(1)(b) 47(1)(a) 49	[1] [2] [4] [1] [20] [1] [4] [4] [1] [1] [1]
----------------------------------	---	-----	-----	----	---	-------	--	--

DERRINGTON A, ADMIN LAW OFFICER	N	657	334	320	3	99.5	37(1)(a) 43(1) 44(1) 45(1)(a) 45(1)(b) 46(1)(a) 46(1)(b)	[8] [1] [7] [8] [8] [1] [3]
---------------------------------	---	-----	-----	-----	---	------	--	---

# ACTION ON DOCUMENTS - STATE GOVERNMENT AGENCIES

Portfolio/Agency Officer/Designation	Documents Considered	Access in FULL	Access in PART	Access REFUSED	% of documents RELEASED in FULL or PART	Provisions Invoked	Legend	
							[No. of times]	N = Non-personal P = Personal
HALEY M, A06	P	10	9	1	0	100.0	40(b) 42(1)(a)	[1] [1]
	N	33	32	1	0	100.0	45(1)(c)	[2]
	P	22	21	0	1	95.5	44(1)	[1]
	N	767	690	75	2	99.7	42(1)(a) 42(1)(b) 43(1) 44(1) 45(1)(c) 46(1)(b)	[2] [6] [74] [12] [4] [5]
SARQUIS M, AUT CLLO	P	16	14	2	0	100.0	40(b) 42(1)(a)	[2] [2]
	N	47	47	0	0	100.0		
SMITH F, FOI OFFICER	P	2	2	0	0	100.0		
	N	913	109	619	185	79.7	22(b) 22(d)(i) 35 36(1)(a) 36(1)(e) 40(a) 40(b) 41(1) 42(1)(b) 42(1)(e) 43(1) 44(1) 45(1)(a) 45(1)(c) 46(1)(a) 46(1)(b) 48(1) 49	[1] [2] [0] [4] [1] [5] [1] [3] [8] [67] [5] [608] [3] [14] [8] [63] [8] [4]

AGENCY TOTAL 2,708 1,473 1,042 191 92.9

**ACTION ON DOCUMENTS - STATE GOVERNMENT AGENCIES**

Portfolio/Agency Officer/Designation	Documents Considered	Access		Access REFUSED	% of documents RELEASED in	Provisions Invoked	Legend	
		in FULL	in PART				[No. of times]	P = Personal
								Page 40
<b>BRD TRUSTEES GOVT OFFICERS' SUPER TRUST</b>								
STEVENSON F, F O I CO-ORDINATOR	P	99	97	2	0	100.0	44(1)	[2]
AGENCY TOTAL		99	97	2	0	100.0		
<b>BRD TRUSTEES STATE PUB SECTOR SUPER FUND</b>								
	P	2,545	2,535	10	0	100.0	44(1) 44(3)	[2] [9]
AGENCY TOTAL		2,545	2,535	10	0	100.0		
<b>STATE SERVICE SUPERANNUATION BOARD</b>								
	P	1,051	1,032	19	0	100.0	44(1) 44(3)	[8] [11]
AGENCY TOTAL		1,051	1,032	19	0	100.0		
<b>POLICE SUPERANNUATION BOARD</b>								
	P	36	32	4	0	100.0	44(3)	[4]
AGENCY TOTAL		36	32	4	0	100.0		
<b>QUEENSLAND INDUSTRY DEVELOPMENT CORPORAT</b>								
SOLOMON D, LEGAL OFFICER QIDC	N	80	79	1	0	100.0	11(1)(k)	[1]
	P	150	144	5	1	99.3	46(1)(b)	[6]
AGENCY TOTAL		230	223	6	1	99.6		
PORTFOLIO TOTAL		6,667	5,392	1,083	192	97.1		
GRAND TOTAL		871,493	755,257	36,845	79,391	90.9		



PERCENTAGE ACTION ON APPLICATIONS - STATE GOVERNMENT AGENCIES

Portfolio/Agency	Access in FULL		Access in PART		Access REFUSED	TOTAL	Legend
	number	%	number	%	number %		
							N = Non-personal P = Personal

Page 1

<b>ADMINISTRATIVE SERVICES</b>							
ADMINISTRATIVE SERVICES DEPARTMENT							
N	9	47.4	9	47.4	1	5.3	19
P	7	53.8	1	7.7	5	38.5	13
<b>PORTFOLIO TOTAL</b>							
	16	50.0	10	31.3	6	18.8	32
<b>BUSINESS, INDUSTRY &amp; REGN'L DEVELOPMENT</b>							
MINISTER FOR BUSINESS, INDUSTRY & R.DEV							
N	2	66.7	0	0.0	1	33.3	3
P	1	100.0	0	0.0	0	0.0	1
<b>PORTFOLIO TOTAL</b>							
	3	75.0	0	0.0	1	25.0	4
<b>CONSUMER AFFAIRS &amp; CORRECTIVE SERVICES</b>							
DEPARTMENT OF CONSUMER AFFAIRS							
N	6	31.6	13	68.4	0	0.0	19
P	1	16.7	3	50.0	2	33.3	6
<b>CORRECTIVE SERVICES COMMISSION*</b>							
N	5	50.0	1	10.0	4	40.0	10
P	36	30.5	71	60.2	11	9.3	118
<b>PORTFOLIO TOTAL</b>							
	48	31.4	88	57.5	17	11.1	153
<b>EMPLOYMENT, VOCATIONAL EDUCATION, TRAINING &amp; INDUSTRIAL RELATIONS</b>							
D.E.V.E.T.T.R.							
N	31	41.9	41	55.4	2	2.7	74
P	54	44.3	34	27.9	34	27.9	122
<b>WORKER'S COMPENSATION BOARD</b>							
N	6	100.0	0	0.0	0	0.0	6
P	2,296	98.3	36	1.5	4	0.2	2,336
<b>BUILDING &amp; CONSTRUCTION LONG SERVICE LVE BRD</b>							
N	2	100.0	0	0.0	0	0.0	2
<b>PORTFOLIO TOTAL</b>							
	2,389	94.1	111	4.4	40	1.6	2,540
<b>EDUCATION</b>							
DEPARTMENT OF EDUCATION							
N	22	42.3	30	57.7	0	0.0	52
P	76	60.8	38	30.4	11	8.8	125
<b>BOARD OF SENIOR SECONDARY SCHOOL STUDIES</b>							
N	0	0.0	1	100.0	0	0.0	1
P	16	76.2	5	23.8	0	0.0	21
<b>BOARD OF TEACHER REGISTRATION</b>							
P	1	100.0	0	0.0	0	0.0	1
<b>UNIVERSITY OF QUEENSLAND</b>							
N	2	40.0	3	60.0	0	0.0	5
P	8	29.6	16	59.3	3	11.1	27
<b>GRIFFITH UNIVERSITY</b>							
N	0	0.0	0	0.0	2	100.0	2
P	6	28.6	12	57.1	3	14.3	21

Appendix F

% action on applications

Government Agencies

PERCENTAGE ACTION ON APPLICATIONS - STATE GOVERNMENT AGENCIES

Portfolio/Agency	Access in FULL		Access in PART		Access REFUSED	TOTAL		Legend
	number	%	number	%	number	%		N = Non-personal P = Personal
-----								
JAMES COOK UNIVERSITY OF NORTHERN AUST	N	2	100.0	0	0.0	0	0.0	2
	P	2	66.7	0	0.0	1	33.3	3
QUEENSLAND UNIVERSITY OF TECHNOLOGY	N	0	0.0	3	100.0	0	0.0	3
	P	2	20.0	6	60.0	2	20.0	10
UNIVERSITY OF SOUTHERN QUEENSLAND	N	3	60.0	1	20.0	1	20.0	5
	P	1	50.0	1	50.0	0	0.0	2
UNIVERSITY OF CENTRAL QUEENSLAND	N	1	100.0	0	0.0	0	0.0	1
	P	7	87.5	0	0.0	1	12.5	8
PORTFOLIO TOTAL		149	51.6	116	40.1	24	8.3	289
ENVIRONMENT & HERITAGE								
DEPT. OF ENVIRONMENT & HERITAGE	N	12	52.2	10	43.5	1	4.3	23
	P	1	100.0	0	0.0	0	0.0	1
QUEENSLAND NATIONAL PARKS	N	7	43.8	7	43.8	2	12.5	16
WET TROPICS AUTHORITY	N	2	66.7	0	0.0	1	33.3	3
QUEENSLAND HERITAGE COUNCIL	N	3	75.0	0	0.0	1	25.0	4
PORTFOLIO TOTAL		25	53.2	17	36.2	5	10.6	47
FAMILY SERV., ABORIGINAL & ISL. AFFAIRS								
DEPARTMENT OF FAMILY SERVICES	N	10	52.6	8	42.1	1	5.3	19
	P	145	38.6	222	59.0	9	2.4	376
INTELLECTUALLY DISABLED CITIZENS COUNCIL	P	4	57.1	3	42.9	0	0.0	7
LEGAL FRIEND	N	1	50.0	1	50.0	0	0.0	2
PORTFOLIO TOTAL		160	39.6	234	57.9	10	2.5	404
HOUSING, LOCAL GOVERNMENT & PLANNING								
DEPARTMENT OF HOUSING & LOCAL GOVERNMENT	N	13	48.1	13	48.1	1	3.7	27
	P	45	68.2	20	30.3	1	1.5	66
QLD BUILDING SERVICES AUTHORITY	N	17	81.0	2	9.5	2	9.5	21
	P	4	100.0	0	0.0	0	0.0	4
RENTAL BOND AUTHORITY	P	2	66.7	1	33.3	0	0.0	3
PORTFOLIO TOTAL		81	66.9	36	29.8	4	3.3	121

Page 2

PERCENTAGE ACTION ON APPLICATIONS - STATE GOVERNMENT AGENCIES

Portfolio/Agency		Access in FULL		Access in PART		Access REFUSED		TOTAL		Legend	
		number	%	number	%	number	%	number	%	N = Non-personal	P = Personal
HEALTH	DEPARTMENT OF HEALTH	N	15	45.5	13	39.4	5	15.2	33		
		P	12	29.3	17	41.5	12	29.3	41		
BRISBANE NORTH REGIONAL HEALTH AUTHORITY		N	29	69.0	10	23.8	3	7.1	42		
		P	336	78.9	75	17.6	15	3.5	426		
BRISBANE SOUTH REGIONAL HEALTH AUTHORITY		N	12	63.2	3	15.8	4	21.1	19		
		P	253	89.4	16	5.7	14	4.9	283		
CENTRAL REGIONAL HEALTH AUTHORITY		N	2	66.7	1	33.3	0	0.0	3		
		P	17	68.0	5	20.0	3	12.0	25		
DARLING DOWNS REGIONAL HEALTH AUTHORITY		N	9	81.8	2	18.2	0	0.0	11		
		P	27	81.8	5	15.2	1	3.0	33		
MACKAY REGIONAL HEALTH AUTHORITY		P	0	0.0	0	0.0	1	100.0	18		
NORTHERN REGIONAL HEALTH AUTHORITY		N	1	33.3	2	66.7	0	0.0	3		
		P	25	86.2	2	6.9	2	6.9	29		
P&TS REGIONAL HEALTH AUTHORITY		N	5	45.5	3	27.3	3	27.3	11		
		P	78	83.0	7	7.4	9	9.6	94		
SOUTH COAST REGIONAL HEALTH AUTHORITY		N	3	42.9	2	28.6	2	28.6	7		
		P	57	90.5	2	3.2	4	3.2	63		
SOUTH WEST REGIONAL HEALTH AUTHORITY		P	2	40.0	2	40.0	1	20.0	5		
SUNSHINE COAST REGIONAL HEALTH AUTHORITY		P	8	80.0	0	0.0	2	20.0	10		
WEST MORETON REGIONAL HEALTH AUTHORITY		N	12	54.5	7	31.8	3	13.6	22		
		P	51	49.5	48	46.6	4	3.9	103		
WIDE BAY REGIONAL HEALTH AUTHORITY		N	3	100.0	0	0.0	0	0.0	3		
		P	33	94.3	0	0.0	2	5.7	35		
MEDICAL & OTHER BOARDS		N	3	33.3	3	33.3	3	33.3	9		
		P	2	22.2	5	55.6	2	22.2	9		
HEALTH RIGHTS COMMISSION		N	1	50.0	1	50.0	0	0.0	2		
		P	5	55.6	4	44.4	0	0.0	9		

PERCENTAGE ACTION ON APPLICATIONS - STATE GOVERNMENT AGENCIES

Portfolio/Agency	Access in FULL		Access in PART		Access REFUSED	TOTAL	Legend N = Non-personal P = Personal
	number	%	number	%	number	%	
							Page 4

Page 4

PATIENT REVIEW TRIBUNAL	N	1	100.0	0	0.0	0	0.0	1
	P	3	37.5	3	37.5	2	25.0	8
QUEENSLAND NURSING COUNCIL	P	0	0.0	1	100.0	0	0.0	1
PORTFOLIO TOTAL		1,022	75.1	240	17.6	98	7.2	1,360

JUSTICE & ATTORNEY-GENERAL	N	7	22.6	18	58.1	6	19.4	31
DEPARTMENT OF JUSTICE & ATTORNEY-GENERAL	P	9	23.1	15	38.5	15	38.5	39

OFFICE OF THE DIRECTOR OF PROSECUTIONS	N	0	0.0	0	0.0	1	100.0	1
	P	2	40.0	1	20.0	2	40.0	5

PUBLIC TRUST OFFICE	N	4	36.4	4	36.4	3	27.3	11
	P	3	42.9	1	14.3	3	42.9	7

QUEENSLAND CULTURAL CENTRE TRUST	P	0	0.0	1	100.0	0	0.0	1
----------------------------------	---	---	-----	---	-------	---	-----	---

QUEENSLAND STATE LIBRARY	N	1	100.0	0	0.0	0	0.0	1
	P	1	100.0	0	0.0	0	0.0	1

LEGAL AID OFFICE (QUEENSLAND)	N	1	33.3	0	0.0	2	66.7	3
	P	40	51.3	37	47.4	1	1.3	78

CRIMINAL JUSTICE COMMISSION	N	6	31.6	11	57.9	2	10.5	19
	P	7	17.5	26	65.0	7	17.5	40
PORTFOLIO TOTAL		81	34.2	114	48.1	42	17.7	237

LANDS

DEPARTMENT OF LANDS	N	49	40.2	67	54.9	6	4.9	122
	P	4	40.0	5	50.0	1	10.0	10

VALUER'S REGISTRATION BOARD OF QLD	N	1	100.0	0	0.0	0	0.0	1
------------------------------------	---	---	-------	---	-----	---	-----	---

SURVEYORS BOARD OF QUEENSLAND	N	1	100.0	0	0.0	0	0.0	1
PORTFOLIO TOTAL		55	41.0	72	53.7	7	5.2	134

MINERALS & ENERGY

DEPARTMENT OF MINERALS & ENERGY	N	24	51.1	14	29.8	9	19.1	47
	P	24	85.7	0	0.0	4	14.3	28

QUEENSLAND ELECTRICITY COMMISSION	N	6	75.1	2	25.0	0	0.0	8
	P	13	100.0	0	0.0	0	0.0	13

PERCENTAGE ACTION ON APPLICATIONS - STATE GOVERNMENT AGENCIES

Portfolio/Agency	Access in FULL		Access in PART		Access REFUSED	TOTAL		Legend
	number	%	number	%	number			
								N = Non-personal P = Personal
----- Page 5								
FAR NORTH QLD ELECTRICITY BOARD	N	2	40.0	3	60.0	0	0.0	5
	P	1	50.0	1	50.0	0	0.0	2
NORTH QUEENSLAND ELECTRICITY BOARD	N	2	100.0	0	0.0	0	0.0	2
	P	1	50.0	1	50.0	0	0.0	2
THE CAPRICORNIA ELECTRICITY BOARD	P	2	100.0	0	0.0	0	0.0	2
WIDE BAY-BURNETT ELECTRICITY BOARD	N	0	0.0	1	100.0	0	0.0	1
	P	1	100.0	0	0.0	0	0.0	1
SOUTH EAST QLD ELECTRICITY BOARD	N	5	100.0	0	0.0	0	0.0	5
	P	5	83.3	0	0.0	1	16.7	6
QLD ELEC SUPPLY SUPERANNUATION BOARD	P	1	100.0	0	0.0	0	0.0	1
PORTFOLIO TOTAL		87	70.7	22	17.9	14	11.4	123
POLICE & EMERGENCY SERVICES	N	189	45.2	162	38.8	67	16.0	418
QUEENSLAND POLICE SERVICE	P	40	25.5	62	39.5	55	35.0	157
BUREAU OF EMERGENCY SERVICES	N	1	33.3	0	0.0	2	66.7	3
	P	0	0.0	2	100.0	0	0.0	2
QUEENSLAND AMBULANCE SERVICE	N	1	50.0	1	50.0	0	0.0	2
	P	2	66.7	0	0.0	1	33.3	3
QUEENSLAND FIRE SERVICE	N	3	42.9	3	42.9	1	14.3	7
	P	1	50.0	1	50.0	0	0.0	2
QUEENSLAND CORRECTIVE SERVICES COMM.	N	2	28.6	2	28.6	3	42.9	7
	P	34	37.8	47	52.2	9	10.0	90
PORTFOLIO TOTAL		273	39.5	280	40.5	138	20.0	691
PREMIER, ECONOMIC & TRADE DEVELOPMENT	N	2	100.0	0	0.0	0	0.0	2
PREMIER	P	1	33.3	0	0.0	2	66.7	3
DEPARTMENT OF THE PREMIER	N	2	16.7	9	75.0	1	8.3	12
	P	1	25.0	2	50.0	1	25.0	4
PARLIAMENTARY COMMISSIONER FOR ADMIN INV	N	4	100.0	0	0.0	0	0.0	4
	P	9	56.3	4	25.0	3	18.8	16

PERCENTAGE ACTION ON APPLICATIONS - STATE GOVERNMENT AGENCIES

Portfolio/Agency		Access in FULL	Access in PART	Access REFUSED	TOTAL	Legend
		number	%	number	%	N = Non-personal P = Personal
----- Page 6						
PUBLIC SECTOR MANAGEMENT COMMISSION	N	0	0.0	2	100.0	2
	P	2	50.0	2	50.0	4
OFFICE OF THE CABINET	N	0	0.0	4	57.1	7
QUEENSLAND AUDIT OFFICE	N	0	0.0	0	0.0	1
PORTFOLIO TOTAL		21	38.2	23	41.8	55
PRIMARY INDUSTRIES						
DEPARTMENT OF PRIMARY INDUSTRIES	N	39	46.4	36	42.9	84
	P	4	16.0	15	60.0	25
LIVESTOCK AND MEAT AUTHORITY OF QLD	N	0	0.0	0	0.0	1
AGRI CHEM DIST CONTROL BOARD	N	5	100.0	0	0.0	5
	P	0	0.0	1	100.0	1
QLD DAIRY INDUSTRY AUTHORITY	N	4	100.0	0	0.0	4
QLD FISH MANAGEMENT AUTHORITY	N	2	66.7	1	33.3	3
QLD EGG INDUSTRY MANAGEMENT AUTHORITY	N	0	0.0	1	100.0	1
GRAINCO QLD CO-OPERATIVE ASSOCIATION LTD	N	1	100.0	0	0.0	1
SOUTH EAST QUEENSLAND WATER BOARD	N	1	100.0	0	0.0	1
QUEENSLAND COMMERCIAL FISHERMEN'S ORGNTN	N	0	0.0	1	100.0	1
PIONEER RIVER IMPROVEMENT TRUST	P	1	100.0	0	0.0	1
COREEN WATER BOARD	N	0	0.0	1	100.0	1
	P	1	100.0	0	0.0	1
PORTFOLIO TOTAL		58	44.6	56	43.1	130
QLD EMERGENCY SERVICES, RURAL COMM & CON. AF						
OFFICE OF RURAL COMMUNITIES	N	0	0.0	2	100.0	2
DEPARTMENT OF QUEENSLAND EMERGENCY SERV.	N	3	50.0	2	33.3	6
OFFICE OF CONSUMER AFFAIRS	N	3	10.0	22	73.3	30
	P	2	40.0	1	20.0	5

PERCENTAGE ACTION ON APPLICATIONS - STATE GOVERNMENT AGENCIES

Portfolio/Agency		Access in FULL		Access in PART		Access REFUSED		TOTAL	Legend
		number	%	number	%	number	%		N = Non-personal P = Personal
-----									
QUEENSLAND AMBULANCE SERVICE	N	3	42.9	3	42.9	1	14.3	7	
	P	3	75.0	1	25.0	0	0.0	4	
QUEENSLAND FIRE SERVICE	N	3	75.0	0	0.0	1	25.0	4	
	P	1	25.0	2	50.0	1	25.0	4	
PORTFOLIO TOTAL		18	29.0	33	53.2	11	17.7	62	
-----									
TOURISM, SPORT & RACING									
DEPARTMENT OF TOURISM, SPORT & RACING	N	10	40.0	11	44.0	4	16.0	25	
TOTALISATOR ADMINISTRATION BOARD OF QLD	N	0	0.0	0	0.0	1	100.0	1	
QUEENSLAND HARNESS RACING BOARD	N	1	100.0	0	0.0	0	0.0	1	
GREYHOUND RACING CONTROL BOARD OF QLD	N	0	0.0	0	0.0	1	100.0	1	
TRUSTEES OF ALBION PARK PACEWAY	N	1	100.0	0	0.0	0	0.0	1	
QUEENSLAND PRINCIPAL CLUB	N	0	0.0	1	100.0	0	0.0	1	
	P	1	50.0	1	50.0	0	0.0	20	
QUEENSLAND TOURIST & TRAVEL CORPORATION	N	0	0.0	0	0.0	1	100.0	1	
TRUSTEES OF LANG PARK	N	0	0.0	0	0.0	1	100.0	1	
PORTFOLIO TOTAL		13	38.2	13	38.2	8	23.5	34	
-----									
TRANSPORT									
DEPARTMENT OF TRANSPORT	N	77	63.1	38	31.1	7	5.7	122	
	P	8	50.0	5	31.3	3	18.8	16	
PORT OF BRISBANE AUTHORITY	N	1	33.3	2	66.7	0	0.0	3	
GLADSTONE PORT AUTHORITY	N	0	0.0	1	100.0	0	0.0	1	
TOWNSVILLE PORT AUTHORITY	N	0	0.0	1	100.0	0	0.0	1	
PORTS CORPORATION	N	0	0.0	1	100.0	0	0.0	1	
QUEENSLAND RAIL	N	5	27.8	10	55.6	3	16.7	18	
	P	44	49.4	41	46.1	4	4.5	89	
PORTFOLIO TOTAL		135	53.8	99	39.4	17	6.8	251	

Page 7

PERCENTAGE ACTION ON APPLICATIONS - STATE GOVERNMENT AGENCIES

Portfolio/Agency		Access in FULL number	%	Access in PART number	%	Access REFUSED number	%	TOTAL	Legend N = Non-personal P = Personal

Page 8

TREASURY

DEPARTMENT OF THE TREASURY	N	11	36.7	16	53.3	3	10.0	30	
	P	5	62.5	2	25.0	1	12.5	8	
BRD TRUSTEES GOVT OFFICERS' SUPER TRUST	P	1	50.0	1	50.0	0	0.0	2	
BRD TRUSTEES STATE PUB SECTOR SUPER FUND	P	98	93.3	7	6.7	0	0.0	105	
STATE SERVICE SUPERANNUATION BOARD	P	17	70.8	7	29.2	0	0.0	24	
POLICE SUPERANNUATION BOARD	P	2	66.7	1	33.3	0	0.0	3	
QUEENSLAND INDUSTRY DEVELOPMENT CORPORAT	N	0	0.0	1	100.0	0	0.0	1	
	P	1	20.0	3	60.0	1	20.0	5	
PORTFOLIO TOTAL		135	75.8	38	21.3	5	2.8	178	

GRAND TOTAL		755,257	86.7	36,845	4.2	79,391	9.1	871,493	
-------------	--	---------	------	--------	-----	--------	-----	---------	--



ACTION ON APPLICATIONS - STATE GOVERNMENT AGENCIES - TOP 10

Portfolio/Agency		Access in FULL number	%	Access in PART number	%	Access REFUSED number	%	TOTAL
WORKER'S COMPENSATION BOARD	P	2,296	98.3	36	1.5	4	0.2	2,336
BRISBANE NORTH REGIONAL HEALTH AUTHORITY	N	336	78.9	75	17.6	15	3.5	426
QUEENSLAND POLICE SERVICE	N	189	45.2.3	162	38.8	67	16.0	418
DEPARTMENT OF FAMILY SERVICES	P	145	38.6	222	59.0	9	2.4	376
BRISBANE SOUTH REGIONAL HEALTH AUTHORITY	P	253	89.4	16	5.7	14	4.9	283
QUEENSLAND POLICE SERVICE	P	40	25.5	62	39.5	55	35.0	157
DEPARTMENT OF EDUCATION	P	76	60.8	38	30.4	11	8.8	125
D.E.V.E.T.I.R.	P	54	44.3	34	27.9	34	27.9	122
DEPARTMENT OF LANDS	N	49	40.2	67	54.9	6	4.9	122
DEPARTMENT OF TRANSPORT	N	77	63.1	38	31.1	7	5.7	122

Page 1

PERCENTAGE ACTION ON DOCUMENTS - STATE GOVERNMENT AGENCIES

Portfolio/Agency		Access in FULL		Access in PART		Access REFUSED	TOTAL	
		number	%	number	%	number		

Legend  
N = Non-personal  
P = Personal

Page 1

ADMINISTRATIVE SERVICES

ADMINISTRATIVE SERVICES DEPARTMENT

N	11,198	95.3	137	1.2	416	3.5	11,751	
P	585	97.7	7	1.2	7	1.2	599	
	11,783	95.4	144	1.2	423	3.4	12,350	

PORTFOLIO TOTAL

BUSINESS, INDUSTRY & REGN'L DEVELOPMENT

MINISTER FOR BUSINESS, INDUSTRY & R.DEV

N	43	100.0	0	0.0	0	0.0	43	
P	1	100.0	0	0.0	0	0.0	1	
	44	100.0	0	0.0	0	0.0	44	

PORTFOLIO TOTAL

CONSUMER AFFAIRS & CORRECTIVE SERVICES

DEPARTMENT OF CONSUMER AFFAIRS

N	4,544	76.4	365	6.1	1,038	17.5	5,947	
P	255	93.4	4	1.5	14	5.1	273	

CORRECTIVE SERVICES COMMISSION

N	82	3.6	1	0.0	2,2179	6.4	2,300	
P	27,798	90.1	607	2.0	2,438	7.9	30,843	
	32,679	83.0	977	2.5	5,707	14.5	59,363	

PORTFOLIO TOTAL

EMPLOYMENT, VOCATIONAL EDUCATION,  
TRAINING & INDUSTRIAL RELATIONS  
D.E.V.E.T.I.R.

N	3,420	61.7	289	5.2	1,837	33.1	5,546	
P	4,489	94.4	135	2.8	129	2.7	4,753	

WORKER'S COMPENSATION BOARD

N	100	100.0	0	0.0	0	0.0	100	
P	187,415	99.0	1,300	0.7	610	0.3	189,325	

BUILDING & CONSTRUCTION LONG SERVICE LVE BRD

N	169	100.0	0	0.0	0	0.0	169	
	195,593	97.8	1,724	0.9	2,576	1.3	199,893	

PORTFOLIO TOTAL

EDUCATION

DEPARTMENT OF EDUCATION

N	8,853	75.0	1,978	16.8	975	8.3	11,806	
P	13,082	93.1	844	6.0	128	0.9	14,054	

BOARD OF SENIOR SECONDARY SCHOOL STUDIES

N	63	1.6	13	68.4	0	0.0	19	
P	261	94.2	16	5.8	0	0.0	277	

BOARD OF TEACHER REGISTRATION

P	27	100.0	0	0.0	0	0.0	27	
---	----	-------	---	-----	---	-----	----	--

UNIVERSITY OF QUEENSLAND

N	838	99.6	3	0.4	0	0.0	841	
P	10,264	92.3	328	2.9	530	4.8	11,122	

GRIFFITH UNIVERSITY

N	0	0.0	20	90.9	2	9.1	22	
P	2,832	91.1	179	5.8	96	3.1	3,107	

Appendix G

% action on documents

Government Agencies

PERCENTAGE ACTION ON DOCUMENTS - STATE GOVERNMENT AGENCIES

Legend  
N = Non-personal  
P = Personal

Page 2

Portfolio/Agency		Access in FULL number	%	Access in PART number	%	Access REFUSED number	%	TOTAL
JAMES COOK UNIVERSITY OF NORTHERN AUST	N	12	100.0	0	0.0	0	0.0	12
	P	220	98.2	0	0.0	4	1.8	224
QUEENSLAND UNIVERSITY OF TECHNOLOGY	N	557	67.3	94	11.4	177	21.4	828
	P	725	93.2	21	2.7	32	4.1	778
UNIVERSITY OF SOUTHERN QUEENSLAND	N	168	97.7	0	0.0	4	2.3	172
	P	167	85.6	0	0.0	28	14.4	195
UNIVERSITY OF CENTRAL QUEENSLAND	N	19	100.0	0	0.0	0	0.0	19
	P	157	99.4	0	0.0	1	0.6	158
PORTFOLIO TOTAL		38,188	87.5	3,496	8.0	1,977	4.5	43,661
ENVIRONMENT & HERITAGE								
DEPT. OF ENVIRONMENT & HERITAGE	N	9,888	94.7	357	3.4	193	1.8	10,438
	P	120	100.0	0	0.0	0	0.0	120
QUEENSLAND NATIONAL PARKS	N	2,547	96.5	33	1.3	60	2.3	2,640
WET TROPICS AUTHORITY	N	276	100.0	0	0.0	0	0.0	276
QUEENSLAND HERITAGE COUNCIL	N	505	100.0	0	0.0	0	0.0	505
PORTFOLIO TOTAL		13,336	95.4	390	2.8	253	1.8	13,979
FAMILY SERV., ABORIGINAL & ISL. AFFAIRS								
DEPARTMENT OF FAMILY SERVICES	N	3,348	92.4	148	4.1	128	3.5	3,624
	P	36,075	84.7	4,861	11.4	1,659	3.9	42,595
INTELLECTUALLY DISABLED CITIZENS COUNCIL	P	321	98.8	4	1.2	0	0.0	325
LEGAL FRIEND	N	39	61.9	0	0.0	24	38.1	63
PORTFOLIO TOTAL		39,783	85.4	5,013	10.8	1,811	3.9	46,607
HOUSING, LOCAL GOVERNMENT & PLANNING								
DEPARTMENT OF HOUSING & LOCAL GOVERNMENT	N	9,982	90.7	558	5.1	46	54.2	11,005
	P	2,371	97.4	49	2.0	15	0.6	2,435
OLD BUILDING SERVICES AUTHORITY	N	4,796	95.7	216	4.3	1	0.0	5,013
	P	282	100.0	0	0.0	0	0.0	282
RENTAL BOND AUTHORITY	P	38	92.7	3	7.3	0	0.0	41
PORTFOLIO TOTAL		17,469	93.0	826	4.4	481	2.6	18,776

PERCENTAGE ACTION ON DOCUMENTS - STATE GOVERNMENT AGENCIES

Portfolio/Agency		Access in FULL		Access in PART		Access REFUSED		TOTAL	Legend
		number	%	number	%	number	%		N = Non-personal P = Personal
HEALTH									
DEPARTMENT OF HEALTH	N	9,412	82.2	234	2.0	1,809	15.8	11,457	
	P	1,990	73.9	173	6.4	529	19.7	2,692	
BRISBANE NORTH REGIONAL HEALTH AUTHORITY	N	6,129	98.6	61	1.0	29	0.5	6,219	
	P	45,118	97.3	1,242	2.7	24	0.1	46,384	
BRISBANE SOUTH REGIONAL HEALTH AUTHORITY	N	1,669	93.6	15	0.8	99	5.6	1,783	
	P	29,400	93.2	389	1.2	1,750	5.5	31,539	
CENTRAL REGIONAL HEALTH AUTHORITY	N	442	97.4	12	2.6	0	0.0	454	
	P	2,665	99.4	15	0.6	0	0.0	2,680	
DARLING DOWNS REGIONAL HEALTH AUTHORITY	N	975	98.6	8	0.8	6	0.6	989	
	P	3,738	98.9	31	0.8	10	0.3	3,779	
MACKAY REGIONAL HEALTH AUTHORITY	P	1,617	99.9	1	0.1	1	0.1	1,619	
NORTHERN REGIONAL HEALTH AUTHORITY	N	225	86.9	34	13.1	0	0.0	259	
	P	3,327	99.8	4	0.1	1	0.0	3,332	
P&TS REGIONAL HEALTH AUTHORITY	N	899	36.0	9	0.4	1,588	63.6	2,496	
	P	8,575	99.3	29	0.3	28	0.3	8,632	
SOUTH COAST REGIONAL HEALTH AUTHORITY	N	363	94.5	3	0.8	18	4.7	384	
	P	5,978	87.8	3	0.0	825	12.1	6,806	
SOUTH WEST REGIONAL HEALTH AUTHORITY	P	394	99.2	3	0.8	0	0.0	397	
SUNSHINE COAST REGIONAL HEALTH AUTHORITY	P	375	92.6	0	0.0	30	7.4	405	
WEST MORETON REGIONAL HEALTH AUTHORITY	N	1,882	98.3	28	1.5	4	0.2	1,914	
	P	27,585	81.7	5,509	16.3	674	2.0	33,768	
WIDE BAY REGIONAL HEALTH AUTHORITY	N	261	100.0	0	0.0	0	0.0	261	
	P	2,755	100.0	0	0.0	0	0.0	2,755	
MEDICAL & OTHER BOARDS	N	324	51.4	27	4.3	279	44.3	630	
	P	358	65.7	15	2.8	172	31.6	545	
HEALTH RIGHTS COMMISSION	N	61	95.3	2	3.1	1	1.6	64	
	P	588	91.4	16	2.5	39	6.1	643	

Page 3

Legend

N = Non-personal  
P = Personal

Page 3

PERCENTAGE ACTION ON DOCUMENTS - STATE GOVERNMENT AGENCIES

Portfolio/Agency		Access in FULL		Access in PART		Access number	REFUSED number	REFUSED %	TOTAL	Legend	
		number	%	number	%					N = Non-personal	P = Personal
PATIENT REVIEW TRIBUNAL	N	6	100.0	0	0.0	0	0	0.0	6		
	P	368	79.8	45	9.8	45	48	10.4	461		
QUEENSLAND NURSING COUNCIL	P	15	51.7	0	0.0	0	14	48.3	29		
PORTFOLIO TOTAL		157,496	90.8	7,908	4.6	7,908	7,978	4.6	173,382		
JUSTICE & ATTORNEY-GENERAL											
DEPARTMENT OF JUSTICE & ATTORNEY-GENERAL	N	1,905	50.9	1,063	28.4	1,063	772	20.6	3,740		
	P	1,004	56.2	19	1.1	19	763	42.7	1,786		
OFFICE OF THE DIRECTOR OF PROSECUTIONS	P	39	86.7	4	8.9	4	2	4.4	45		
PUBLIC TRUST OFFICE	N	1,094	60.6	6	0.3	6	705	39.1	1,805		
	P	568	98.8	0	0.0	0	7	1.2	575		
QUEENSLAND CULTURAL CENTRE TRUST	P	2	40.0	3	60.0	3	0	0.0	5		
QUEENSLAND STATE LIBRARY	N	16	100.0	0	0.0	0	0	0.0	16		
	P	8	100.0	0	0.0	0	0	0.0	8		
LEGAL AID OFFICE (QUEENSLAND)	N	2	8.7	0	0.0	0	21	91.3	23		
	P	19,114	92.9	68	0.3	68	1,389	6.8	20,571		
CRIMINAL JUSTICE COMMISSION	N	2,812	71.0	362	9.1	362	784	19.8	3,958		
	P	2,390	63.9	653	17.5	653	697	18.6	3,740		
PORTFOLIO TOTAL		28,954	79.8	2,178	6.0	2,178	5,140	14.2	36,272		
LANDS											
DEPARTMENT OF LANDS	N	36,432	91.7	436	1.1	436	2,849	7.2	39,717		
	P	776	92.1	37	4.4	37	30	3.6	843		
VALUER'S REGISTRATION BOARD OF QLD	N	2	100.0	0	0.0	0	0	0.0	2		
SURVEYORS BOARD OF QUEENSLAND	N	247	100.0	0	0.0	0	0	0.0	247		
PORTFOLIO TOTAL		37,457	91.8	473	1.2	473	2,879	7.1	40,809		
MINERALS & ENERGY											
DEPARTMENT OF MINERALS & ENERGY	N	7,411	43.6	4,665	27.5	4,665	4,903	28.9	16,979		
	P	317	100.0	0	0.0	0	0	0.0	317		
QUEENSLAND ELECTRICITY COMMISSION	N	159	62.1	21	8.2	21	76	29.7	256		
	P	421	100.0	0	0.0	0	0	0.0	421		

PERCENTAGE ACTION ON DOCUMENTS - STATE GOVERNMENT AGENCIES

Portfolio/Agency	Access in FULL		Access in PART		Access REFUSED	TOTAL		Legend
	number	%	number	%	number	number	%	
								N = Non-personal P = Personal
----- Page 5 -----								
FAR NORTH QLD ELECTRICITY BOARD	N 20	31.3	44	68.8	0	0	0.0	64
	P 4	66.7	0	0.0	2	2	33.3	6
NORTH QUEENSLAND ELECTRICITY BOARD	N 69	100.0	0	0.0	0	0	0.0	69
	P 85	97.7	2	2.3	0	0	0.0	87
THE CAPRICORNIA ELECTRICITY BOARD	P 2	100.0	2	0.0	0	0	0.0	2
WIDE BAY-BURNETT ELECTRICITY BOARD	N 0	0.0	1	100.0	0	0	0.0	1
	P 2	100.0	0	0.0	0	0	0.0	2
SOUTH EAST QLD ELECTRICITY BOARD	N 47	100.0	0	0.0	0	0	0.0	47
	P 122	96.8	0	0.0	4	4	3.2	126
QLD ELEC SUPPLY SUPERANNUATION BOARD	P 1	100.0	0	0.0	0	0	0.0	1
PORTFOLIO TOTAL	8,660	47.1	4,733	25.8	4,985	4,985	27.1	18,378
POLICE & EMERGENCY SERVICES								
QUEENSLAND POLICE SERVICE	N 6,446	63.8	1,248	12.3	2,417	2,417	23.9	10,111
	P 1,348	60.4	428	19.2	455	455	20.4	2,231
BUREAU OF EMERGENCY SERVICES	N 344	98.9	0	0.0	4	4	1.1	348
	P 596	96.9	9	1.5	10	10	1.6	615
QUEENSLAND AMBULANCE SERVICE	N 6	85.7	1	14.3	0	0	0.0	7
	P 9	100.0	0	0.0	0	0	0.0	9
QUEENSLAND FIRE SERVICE	N 1,174	94.0	2	0.2	73	73	5.8	1,249
	P 35	40.2	0	0.0	52	52	59.8	87
QUEENSLAND CORRECTIVE SERVICES COMM.	N 18	11.5	0	0.0	139	139	88.5	157
	P 14,202	94.0	244	1.6	669	669	4.4	15,115
PORTFOLIO TOTAL	24,178	80.8	1,932	6.5	3,819	3,819	12.8	29,929
PREMIER, ECONOMIC & TRADE DEVELOPMENT								
PREMIER	N 50	100.0	0	0.0	0	0	0.0	50
	P 41	100.0	0	0.0	0	0	0.0	41
DEPARTMENT OF THE PREMIER	N 4,053	62.0	414	6.3	2,075	2,075	31.7	6,542
	P 536	85.4	29	4.6	63	63	10.0	628
PARLIAMENTARY COMMISSIONER FOR ADMIN INV	N 379	100.0	0	0.0	0	0	0.0	379
	P 1,958	98.2	32	1.6	3	3	0.2	1,993

PERCENTAGE ACTION ON DOCUMENTS - STATE GOVERNMENT AGENCIES

Portfolio/Agency		Access in FULL	Access in PART	Access REFUSED	TOTAL	Legend
		number	%	number	%	N = Non-personal P = Personal
PUBLIC SECTOR MANAGEMENT COMMISSION	N	25	22.3	6	5.4	112
	P	149	92.0	4	2.5	162
OFFICE OF THE CABINET	N	709	27.2	201	7.7	2,603
QUEENSLAND AUDIT OFFICE	N	0	0.0	0	0.0	8
PORTFOLIO TOTAL		7,900	63.1	686	5.5	12,518
PRIMARY INDUSTRIES						
DEPARTMENT OF PRIMARY INDUSTRIES	N	56,636	64.6	1,750	2.0	87,731
	P	865	36.4	1,101	46.4	2,375
LIVESTOCK AND MEAT AUTHORITY OF QLD	N	0	0.0	0	0.0	1
AGRI CHEM DIST CONTROL BOARD	N	401	100.0	0	0.0	401
	P	176	99.4	0	0.0	177
QLD DAIRY INDUSTRY AUTHORITY	N	137	100.0	0	0.0	137
QLD FISH MANAGEMENT AUTHORITY	N	273	95.5	7	2.4	286
QLD EGG INDUSTRY MANAGEMENT AUTHORITY	N	324	76.8	3	0.7	422
GRAINCO QLD CO-OPERATIVE ASSOCIATION LTD	N	25,000	100.0	0	0.0	25,000
SOUTH EAST QUEENSLAND WATER BOARD	N	1,000	100.0	0	0.0	1,000
QUEENSLAND COMMERCIAL FISHERMEN'S ORGN TN	N	15	75.0	1	5.0	20
PIONEER RIVER IMPROVEMENT TRUST	P	7	100.0	0	0.0	7
COREEN WATER BOARD	N	17	94.4	1	5.6	18
	P	2	100.0	0	0.0	2
PORTFOLIO TOTAL		84,853	72.2	2,863	2.4	117,577
QLD EMERGENCY SERVICES, RURAL COMM & CON. AF						
OFFICE OF RURAL COMMUNITIES	N	174	73.1	8	3.4	238
DEPARTMENT OF QUEENSLAND EMERGENCY SERV.	N	652	84.1	6	0.8	775
OFFICE OF CONSUMER AFFAIRS	N	4,379	67.8	637	9.9	6,461
	P	201	73.6	11	4.0	273

Page 6

PERCENTAGE ACTION ON DOCUMENTS - STATE GOVERNMENT AGENCIES

Portfolio/Agency		Access in FULL		Access in PART		Access REFUSED		TOTAL	Legend
		number	%	number	%	number	%		N = Non-personal P = Personal
QUEENSLAND AMBULANCE SERVICE	N	98	36.0	166	61.0	8	2.9	272	
	P	35	94.6	2	5.4	0	0.0	37	
QUEENSLAND FIRE SERVICE	N	163	100.0	0	0.0	0	0.0	163	
	P	213	44.2	10	2.1	259	53.7	482	
PORTFOLIO TOTAL		5,915	68.0	840	9.7	1,946	22.4	8,701	
TOURISM, SPORT & RACING	N	1,140	77.2	175	11.8	162	11.0	1,477	
DEPARTMENT OF TOURISM, SPORT & RACING	N	0	0.0	0	0.0	1	100.0	1	
TOTALISATOR ADMINISTRATION BOARD OF QLD	N	50	100.0	0	0.0	0	0.0	50	
QUEENSLAND HARNESS RACING BOARD	N	0	0.0	0	0.0	250	100.0	250	
GREYHOUND RACING CONTROL BOARD OF QLD	N	1	100.0	0	0.0	0	0.0	1	
TRUSTEES OF ALBION PARK PACEWAY	N	7	53.8	6	46.2	0	0.0	13	
QUEENSLAND PRINCIPAL CLUB	P	14	77.8	4	22.2	0	0.0	18	
PORTFOLIO TOTAL		1,212	67.0	185	10.2	413	22.8	1,810	
TRANSPORT	N	28,439	84.6	849	2.5	4,328	12.9	33,616	
DEPARTMENT OF TRANSPORT	P	404	69.3	64	11.0	115	19.7	583	
PORT OF BRISBANE AUTHORITY	N	107	69.5	47	30.5	0	0.0	154	
GLADSTONE PORT AUTHORITY	N	6	66.7	0	0.0	3	33.3	9	
TOWNSVILLE PORT AUTHORITY	N	15	93.8	0	0.0	1	6.3	16	
PORTS CORPORATION	N	2,000	96.9	64	3.1	0	0.0	2,064	
QUEENSLAND RAIL	N	4,294	89.1	129	2.7	398	8.3	4,821	
	P	9,100	95.6	241	2.5	173	1.8	9,514	
PORTFOLIO TOTAL		44,365	87.4	1,394	2.7	5,018	9.9	50,777	
TREASURY	N	1,427	53.7	1,039	39.1	190	7.2	2,656	
DEPARTMENT OF THE TREASURY	P	46	92.0	3	6.0	1	2.0	50	
BRD TRUSTEES GOVT OFFICERS' SUPER TRUST	P	97	98.0	2	2.0	0	0.0	99	

Page 7



PERCENTAGE ACTION ON DOCUMENTS - STATE GOVERNMENT AGENCIES

Portfolio/Agency		Access in FULL number	%	Access in PART number	%	Access REFUSED number	%	TOTAL	Legend N = Non-personal P = Personal
BRD TRUSTEES STATE PUB SECTOR SUPER FUND	P	2,535	99.6	10	0.4	0	0.0	2,545	
STATE SERVICE SUPERANNUATION BOARD	P	1,032	98.2	19	1.8	0	0.0	1,051	
POLICE SUPERANNUATION BOARD	P	32	88.9	4	11.1	0	0.0	36	
QUEENSLAND INDUSTRY DEVELOPMENT CORPORAT	N	79	98.8	1	1.3	0	0.0	80	
	P	144	96.0	5	3.3	1	0.7	150	
PORTFOLIO TOTAL		5,392	80.9	1,083	16.2	192	2.9	6,667	
GRAND TOTAL		755,257	86.7	36,845	4.2	79,391	9.1	871,493	

Page 8

ACTION ON DOCUMENTS - STATE GOVERNMENT AGENCIES - TOP 10

Portfolio/Agency		Access in FULL		Access in PART		Access REFUSED		TOTAL
		number	%	number	%	number	%	
WORKER'S COMPENSATION BOARD	P	187,415	99.0	1,300	0.7	610	0.3	189,325
DEPARTMENT OF PRIMARY INDUSTRIES	N	56,636	64.6	1,750	2.0	29,345	33.4	87,731
BRISBANE NORTH REGIONAL HEALTH AUTHORITY	P	45,118	97.3	1,242	2.7	24	0.1	46,384
DEPARTMENT OF FAMILY SERVICES	P	36,075	84.7	4,861	11.4	1,659	3.9	42,595
DEPARTMENT OF LANDS	N	36,432	91.7	436	1.1	2,849	7.2	39,717
WEST MORETON REGIONAL HEALTH AUTHORITY	P	27,585	81.7	5,509	16.3	674	2.0	33,768
DEPARTMENT OF TRANSPORT	N	28,439	84.6	849	2.5	4,328	12.9	33,616
BRISBANE SOUTH REGIONAL HEALTH AUTHORITY	P	29,400	93.2	389	1.2	1,750	5.5	31,539
CORRECTIVE SERVICES COMMISSION	P	27,798	90.1	607	2.0	2,438	7.9	30,843
GRAINCO QLD CO-OPERATIVE ASSOCIATION LTD	N	25,000	100.0	0	0.0	0	0.0	25,000

Page 1

## Page 1

**Appendix H**

**Internal review decisions**

**Government Agencies**

# INTERNAL REVIEW DECISIONS - STATE GOVERNMENT AGENCIES

Portfolio/Agency	Decision Officer	Review Officer	DECISION	ACT Provision
93/074 REFUSED ACCESS	CABANIUK P	TAYLOR G INTERNAL REVIEW OFFICER	DECISION UPHELD ON REVIEW	41(1) 42(1)(e) 44(1) 46(1)(b)
93/135 REFUSED ACCESS	CABANIUK P	TAYLOR G INTERNAL REVIEW OFFICER	DECISION UPHELD ON REVIEW	11(1)(a) 41(1) 42(1)(b) 42(1)(c) 46(1)(a) 46(1)(b)
93/208 REFUSED ACCESS	CABANIUK P	TAYLOR G INTERNAL REVIEW OFFICER	DECISION VARIED ON REVIEW	
93/116 REFUSED ACCESS	CABANIUK P	TAYLOR G INTERNAL REVIEW OFFICER	DECISION VARIED ON REVIEW	
93/184 REFUSED ACCESS	CABANIUK P	TAYLOR G INTERNAL REVIEW OFFICER	DECISION UPHELD ON REVIEW	41(1) 42(1)(a) 42(1)(b) 42(1)(c) 42(1)(d) 42(1)(e) 42(1)(g) 46(1)(a) 48(1)
93/218 REFUSED ACCESS	CABANIUK P	TAYLOR G INTERNAL REVIEW OFFICER	DECISION UPHELD ON REVIEW	40(a) 40(b) 40(c) 40(d)
94/016 REFUSED ACCESS	CABANIUK P	TAYLOR G INTERNAL REVIEW OFFICER	DECISION UPHELD ON REVIEW	41(1) 44(1) 46(1)(a) 46(1)(b)
93/004 REFUSED ACCESS	CABANIUK P	TAYLOR G INTERNAL REVIEW OFFICER	DECISION VARIED ON REVIEW	
93/062 REFUSED ACCESS	CABANIUK P	TAYLOR G INTERNAL REVIEW OFFICER	DECISION VARIED ON REVIEW	

# INTERNAL REVIEW DECISIONS - STATE GOVERNMENT AGENCIES

Portfolio/Agency	Decision Officer	Review Officer	DECISION	ACT Provision
93/064 REFUSED ACCESS	CABANIUK P	TAYLOR G INTERNAL REVIEW OFFICER	DECISION UPHOLD ON REVIEW	44(1) 46(1)(a)
93/134 REFUSED ACCESS	CABANIUK P	TAYLOR G INTERNAL REVIEW OFFICER	DECISION VARIED ON REVIEW	
93/176 REFUSED ACCESS	CABANIUK P	TAYLOR G INTERNAL REVIEW OFFICER	DECISION VARIED ON REVIEW	
93/183 REFUSED ACCESS	CABANIUK P	TAYLOR G INTERNAL REVIEW OFFICER	DECISION UPHOLD ON REVIEW	42(1)(a) 42(1)(e) 42(1)(f) 42(1)(g) 42(1)(h) 42(1)(i)
93/185 REFUSED ACCESS	CABANIUK P	TAYLOR G INTERNAL REVIEW OFFICER	DECISION VARIED ON REVIEW	
93/224 REFUSED ACCESS	CABANIUK P	TAYLOR G INTERNAL REVIEW OFFICER	DECISION VARIED ON REVIEW	
93/240 REFUSED ACCESS	CABANIUK P	TAYLOR G INTERNAL REVIEW OFFICER	DECISION VARIED ON REVIEW	
93/250 REFUSED ACCESS	CABANIUK P	TAYLOR G INTERNAL REVIEW OFFICER	DECISION UPHOLD ON REVIEW	42(1)(a) 42(1)(b) 42(1)(c)
93/266 REFUSED ACCESS	CABANIUK P	TAYLOR G INTERNAL REVIEW OFFICER	DECISION VARIED ON REVIEW	
94/017 REFUSED ACCESS	CABANIUK P	TAYLOR G INTERNAL REVIEW OFFICER	DEEMED CONFIRMED	41(1) 42(1)(b) 44(1) 46(1)(a) 46(1)(b)

# INTERNAL REVIEW DECISIONS - STATE GOVERNMENT AGENCIES

Portfolio/Agency	Decision Officer	Review Officer	DECISION	ACT Provision
94/023 REFUSED ACCESS	CABANIUK P	TAYLOR G INTERNAL REVIEW OFFICER	DECISION UPHELD ON REVIEW	41(1) 42(1)(b) 46(1)(a) 46(1)(b)
<b>PORTFOLIO TOTAL 28</b>				
<b>EMPLOYMENT, VOCATIONAL EDUCATION, TRAINING &amp; INDUSTRIAL RELATIONS</b>				
<b>D.E.V.E.T.I.R.</b>				
93-94/22/003 REFUSED ACCESS	CUMBERLAND G D	RAINERI A	DECISION UPHELD ON REVIEW	
93-94/22/002 REFUSED ACCESS	CUMBERLAND G D	RAINERI A	DECISION UPHELD ON REVIEW	
93-94/36/007 REFUSED ACCESS	CUMBERLAND G D	RAINERI A	DECISION VARIED ON REVIEW	
<b>WORKER'S COMPENSATION BOARD</b>				
1055/93 REFUSED ACCESS	KNIGHT T	ROCHE P J	DECISION UPHELD ON REVIEW	
0556/93 REFUSED ACCESS	KNIGHT T	ROCHE P J	DECISION UPHELD ON REVIEW	42(1)(b) 46(1)(b)
0317/93 REFUSED ACCESS	KNIGHT T	ROCHE P J	DECISION UPHELD ON REVIEW	
0667/93 REFUSED ACCESS	KNIGHT T	ROCHE P J	DECISION UPHELD ON REVIEW	
1720/93 REFUSED ACCESS	WATSON W	ROCHE P J	DECISION UPHELD ON REVIEW	43(1)
2177/93 REFUSED ACCESS	WATSON W	ROCHE P J	DECISION UPHELD ON REVIEW	42(1)(b)
1027/92 REFUSED ACCESS	WATSON W	ROCHE P J	DECISION UPHELD ON REVIEW	

# INTERNAL REVIEW DECISIONS - STATE GOVERNMENT AGENCIES

Portfolio/Agency	Decision Officer	Review Officer	DECISION	ACT Provision
1114/92 REFUSED ACCESS	WATSON W	ROCHE P J	DECISION UPHELD ON REVIEW	
PORTFOLIO TOTAL				
EDUCATION				
DEPARTMENT OF EDUCATION				
23 REFUSED ACCESS	HALL K J	PARSONS P MANAGER	DECISION UPHELD ON REVIEW	21
95 REFUSED ACCESS	HALL K J	PARSONS P MANAGER	DECISION UPHELD ON REVIEW	36(1)(a) 38(b) 40(d) 41(1) 46(1)(b)
4 REFUSED ACCESS	HALL K	PARSONS P MANAGER	DECISION UPHELD ON REVIEW	27(4)
47 REFUSED ACCESS	HALL K	PARSONS P MANAGER	DECISION VARIED ON REVIEW	
138 REFUSED ACCESS	SPRING E	PARSONS P MANAGER	DECISION UPHELD ON REVIEW	44(1)
138 REFUSED ACCESS	SPRING E	PARSONS P MANAGER	DECISION UPHELD ON REVIEW	44(1)
140 REFUSED ACCESS	SPRING E	PARSONS P MANAGER	DECISION UPHELD ON REVIEW	
145 REFUSED ACCESS	SPRING E	PARSONS P MANAGER	DECISION VARIED ON REVIEW	
162 REFUSED ACCESS	SPRING E	PARSONS P MANAGER	DECISION VARIED ON REVIEW	
166 THIRD PARTY	SPRING E	PARSONS P MANAGER	DECISION VARIED ON REVIEW	

INTERNAL REVIEW DECISIONS - STATE GOVERNMENT AGENCIES

Portfolio/Agency	Decision Officer	Review Officer	DECISION	ACT Provision
184 THIRD PARTY	SPRING E	PARSONS P MANAGER	DECISION VARIED ON REVIEW	
186 REFUSED ACCESS	SPRING E	PARSONS P MANAGER	DECISION VARIED ON REVIEW	
191 REFUSED ACCESS	SPRING E	PARSONS P MANAGER	DECISION VARIED ON REVIEW	
197 REFUSED ACCESS	SPRING E	PARSONS P MANAGER	DECISION VARIED ON REVIEW	
199 THIRD PARTY	SPRING E	PARSONS P MANAGER	DECISION UPHELD ON REVIEW	
208 THIRD PARTY	SPRING E	PARSONS P MANAGER	DECISION UPHELD ON REVIEW	
212 REFUSED ACCESS	SPRING E	PARSONS P MANAGER	DEEMED CONFIRMED	40(a)
217 REFUSED ACCESS	SPRING E	PARSONS P MANAGER	DECISION UPHELD ON REVIEW	41(1) 43(1)
219 REFUSED ACCESS	SPRING E	PARSONS P MANAGER	DECISION VARIED ON REVIEW	
222 REFUSED ACCESS	SPRING E	PARSONS P MANAGER	DECISION VARIED ON REVIEW	
225 REFUSED ACCESS	SPRING E	PARSONS P MANAGER	DECISION UPHELD ON REVIEW	43(1)
226 REFUSED ACCESS	SPRING E	PARSONS P MANAGER	DECISION UPHELD ON REVIEW	21
246 CHARGES	SPRING E	PARSONS P MANAGER	DECISION UPHELD ON REVIEW	
252 CHARGES	SPRING E	PARSONS P MANAGER	DECISION UPHELD ON REVIEW	44(1)



INTERNAL REVIEW DECISIONS - STATE GOVERNMENT AGENCIES

Portfolio/Agency	Decision Officer	Review Officer	Decision	ACT Provision
252 REFUSED ACCESS	SPRING E	PARSONS P MANAGER	DECISION VARIED ON REVIEW	
256 REFUSED ACCESS	SPRING E	PARSONS P MANAGER	DECISION VARIED ON REVIEW	
263 REFUSED ACCESS	SPRING E	PARSONS P MANAGER	DECISION VARIED ON REVIEW	
270 REFUSED ACCESS	SPRING E	PARSONS P MANAGER	DECISION VARIED ON REVIEW	
275 THIRD PARTY	SPRING E	PARSONS P MANAGER	DECISION VARIED ON REVIEW	
279 REFUSED AMENDMENT	SPRING E	PARSONS P MANAGER	DECISION UPHELD ON REVIEW	
281 REFUSED AMENDMENT	SPRING E	PARSONS P MANAGER	DECISION VARIED ON REVIEW	
282 REFUSED AMENDMENT	SPRING E	PARSONS P MANAGER	DECISION VARIED ON REVIEW	
283 REFUSED AMENDMENT	SPRING E	PARSONS P MANAGER	DECISION UPHELD ON REVIEW	
284 THIRD PARTY	SPRING E	PARSONS P MANAGER	DECISION UPHELD ON REVIEW	
287 REFUSED ACCESS	SPRING E	PARSONS P MANAGER	WITHDRAWN/DEEMED WITHDRAWN	
291 REFUSED ACCESS	SPRING E	PARSONS P MANAGER	DECISION UPHELD ON REVIEW	21
294 REFUSED ACCESS	SPRING E	PARSONS P MANAGER	DECISION UPHELD ON REVIEW	36(1)(a) 36(1)(e) 40(c) 41(1) 43(1) 44(1) 46(1)(b)

# INTERNAL REVIEW DECISIONS - STATE GOVERNMENT AGENCIES

Portfolio/Agency	Decision Officer	Review Officer	DECISION	ACT Provision
298 REFUSED ACCESS	SPRING E	PARSONS P MANAGER	WITHDRAWN/DEEMED WITHDRAWN	
299 REFUSED AMENDMENT	SPRING E	PARSONS P MANAGER	DECISION UPHELD ON REVIEW	
301 REFUSED ACCESS	SPRING E	PARSONS P MANAGER	DECISION VARIED ON REVIEW	
321 REFUSED ACCESS	SPRING E	PARSONS P MANAGER	DECISION UPHELD ON REVIEW	
322 REFUSED ACCESS	SPRING E	PARSONS P MANAGER	WITHDRAWN/DEEMED WITHDRAWN	
163 REFUSED ACCESS	SPRING E	ROBB W MANAGER, MISB	DECISION UPHELD ON REVIEW	40(a) 44(1)
UNIVERSITY OF QUEENSLAND 1993/21 REFUSED ACCESS	LAVERY M	PORTER D SECRETARY & REGISTRAR - U OF Q	DECISION UPHELD ON REVIEW	40(c) 41(1) 44(1) 46(1)(a) 46(1)(b)
1993/21 THIRD PARTY	LAVERY M	PORTER D SECRETARY & REGISTRAR - U OF Q	DECISION VARIED ON REVIEW	
GRIFFITH UNIVERSITY 93/35 REFUSED ACCESS	MCANDREW C	KEARNEY G E (PROF) DEPUTY VICE-CHANCELLOR - GRIF	DECISION VARIED ON REVIEW	
93/38 REFUSED ACCESS	MCANDREW C	KEARNEY G E (PROF) DEPUTY VICE-CHANCELLOR - GRIF	DECISION VARIED ON REVIEW	
JAMES COOK UNIVERSITY OF NORTHERN AUST NP1/94 REFUSED ACCESS	TURNER D	GILLIVER R FOI REVIEW OFFICER - JCU	DECISION UPHELD ON REVIEW	21

# INTERNAL REVIEW DECISIONS - STATE GOVERNMENT AGENCIES

Portfolio/Agency	Decision Officer	Review Officer	DECISION	ACT Provision
<b>UNIVERSITY OF SOUTHERN QUEENSLAND</b>				
4	WINTER A	FINCH A	DECISION UPHELD ON REVIEW	21
REFUSED ACCESS		REGISTRAR - USQ		
<b>PORTFOLIO TOTAL 49</b>				
<b>ENVIRONMENT &amp; HERITAGE</b>				
DEPT. OF ENVIRONMENT & HERITAGE	JACKSON K	GILLESPIE D	DECISION VARIED ON REVIEW	
940066		EXEC DIRECTOR CONSERVATION		
CHARGES				
<b>PORTFOLIO TOTAL 1</b>				
<b>FAMILY SERV., ABORIGINAL &amp; ISL. AFFAIRS</b>				
DEPARTMENT OF FAMILY SERVICES	DONOVAN H	SMITH D	DECISION VARIED ON REVIEW	
00000000145		POLICY OFFICER		
REFUSED ACCESS				
000000000200	DONOVAN H	SMITH D	DECISION UPHELD ON REVIEW	42(1)(b)
REFUSED ACCESS		POLICY OFFICER		
000000000289	DONOVAN H	SMITH D	DECISION UPHELD ON REVIEW	44(1)
REFUSED ACCESS		POLICY OFFICER		
000000000371	HORTON S	SMITH D	DECISION UPHELD ON REVIEW	42(1)(b)
REFUSED ACCESS		POLICY OFFICER		44(1)
000000000098	MCCORMACK P	SMITH D	DECISION VARIED ON REVIEW	
REFUSED ACCESS		POLICY OFFICER		
000000000288	MCCORMACK P	SMITH D	DECISION VARIED ON REVIEW	
REFUSED ACCESS		POLICY OFFICER		
000000000067	MCCORMACK P	SMITH D	DECISION VARIED ON REVIEW	
REFUSED ACCESS		POLICY OFFICER		
000000000201	VAN JEPPESEN	SMITH D	DECISION UPHELD ON REVIEW	42(1)(b)
REFUSED ACCESS		POLICY OFFICER		44(1)
000000000369	VAN JEPPESEN	SMITH D	DECISION UPHELD ON REVIEW	44(1)
REFUSED ACCESS		POLICY OFFICER		

# INTERNAL REVIEW DECISIONS - STATE GOVERNMENT AGENCIES

Portfolio/Agency	Decision Officer	Review Officer	DECISION	ACT Provision
000000000457 REFUSED ACCESS	VAN JEPPESEN	SMITH D POLICY OFFICER	DECISION UPHELD ON REVIEW	42(1)(b)
000000000266 REFUSED ACCESS	VAN JEPPESEN	SMITH D POLICY OFFICER	DECISION UPHELD ON REVIEW	44(1)
PORTFOLIO TOTAL 12				
HEALTH				
DEPARTMENT OF HEALTH				
177 REFUSED ACCESS	GARVEY S	BUTT D A/EXECUTIVE DIRECTOR, POL & PL	DECISION VARIED ON REVIEW	
141 REFUSED ACCESS	GARVEY S	LANGE D CHIEF HEALTH OFFICER	DECISION UPHELD ON REVIEW	42(1)(e) 45(1)(c)
161 REFUSED ACCESS	GARVEY S	LANGE D CHIEF HEALTH OFFICER	DECISION VARIED ON REVIEW	
170 REFUSED ACCESS	GARVEY S	MURPHY G ACTING CHIEF HEALTH OFFICER	DECISION UPHELD ON REVIEW	42(1)(b) 43(1) 46(1)(b)
160 REFUSED ACCESS	GARVEY S	STAINES D A/DIRECTOR, EXEC SUPPORT SERV	DECISION UPHELD ON REVIEW	40(c) 41(1) 42(1)(b) 44(1) 46(1)(b)
124 REFUSED ACCESS	HARRIS S	BUTT D DIRECTOR EXEC SUPPORT SERVICES	DECISION UPHELD ON REVIEW	43(1)
140 REFUSED ACCESS	HARRIS S	BUTT D DIRECTOR EXEC SUPPORT SERVICES	DECISION UPHELD ON REVIEW	21
209 REFUSED ACCESS	HARRIS S	BUTT D A/EXECUTIVE DIR, POLICY & PLAN	DECISION UPHELD ON REVIEW	36(1)(a) 36(1)(c) 36(1)(e)
006 REFUSED AMENDMENT	HARRIS S	BUTT D DIRECTOR EXEC SUPPORT SERVICES	DECISION UPHELD ON REVIEW	42(1)(b) 43(1) 44(1) 45(1)(c)

# INTERNAL REVIEW DECISIONS - STATE GOVERNMENT AGENCIES

Portfolio/Agency	Decision Officer	Review Officer	DECISION	ACT Provision
139 REFUSED ACCESS	HARRIS S	LANGE D CHIEF HEALTH OFFICER	DECISION UPHELD ON REVIEW	46(1)(b) 44(1) 45(1)(c) 48(1)
143 REFUSED ACCESS	HARRIS S	LANGE D CHIEF HEALTH OFFICER	DECISION UPHELD ON REVIEW	42(1)(c)
147 REFUSED ACCESS	HARRIS S	LANGE D CHIEF HEALTH OFFICER	DECISION UPHELD ON REVIEW	42(1)(b) 42(1)(c) 42(1)(e) 45(1)(c) 46(1)(a) 46(1)(b)
193 REFUSED ACCESS	HARRIS S	LANGE D CHIEF HEALTH OFFICER	DECISION UPHELD ON REVIEW	42(1)(b) 42(1)(e) 44(3) 45(1)(c) 46(1)(b)
089 REFUSED ACCESS	HARRIS S	MURPHY G ACTING CHIEF HEALTH OFFICER	DECISION UPHELD ON REVIEW	44(1) 45(1)(c) 46(1)(a) 46(1)(b) 48(1)
218 REFUSED ACCESS	HARRIS S	MURPHY G ACTING CHIEF HEALTH OFFICER	DECISION UPHELD ON REVIEW	42(1)(e)
092 THIRD PARTY	HARRIS S	READ P EXECUTIVE DIRECTOR POL & PLAN	DECISION UPHELD ON REVIEW	
119 THIRD PARTY	HARRIS S	READ P EXECUTIVE DIRECTOR POL & PLAN	DECISION UPHELD ON REVIEW	
BRISBANE NORTH REGIONAL HEALTH AUTHORITY 36/92 REFUSED ACCESS	EVANS W CAMPBELL C INTERNAL REVIEW OFFICER		DECISION VARIED ON REVIEW	

# INTERNAL REVIEW DECISIONS - STATE GOVERNMENT AGENCIES

Portfolio/Agency	Decision Officer	Review Officer	DECISION	ACT Provision
031/94 REFUSED ACCESS	EVANS W	CAMPBELL C INTERNAL REVIEW OFFICER	DECISION UPHeld ON REVIEW	22(e)
120/94 REFUSED ACCESS	EVANS W	CAMPBELL C INTERNAL REVIEW OFFICER	DECISION UPHeld ON REVIEW	
132/93 REFUSED ACCESS	EVANS W	CAMPBELL C INTERNAL REVIEW OFFICER	DECISION VARIED ON REVIEW	
406/93 REFUSED ACCESS	EVANS W	CAMPBELL C INTERNAL REVIEW OFFICER	DECISION VARIED ON REVIEW	
050/94 REFUSED ACCESS	EVANS W	CAMPBELL C INTERNAL REVIEW OFFICER	DECISION UPHeld ON REVIEW	21
276/93 REFUSED ACCESS	EVANS W	LEDERLE A A/INTERNAL REVIEW OFFICER	GRANTED IN PART	42(1)(b) 46(1)(b)
<b>BRISBANE SOUTH REGIONAL HEALTH AUTHORITY</b>				
000074 REFUSED ACCESS	JAMES R	GOLLEDGE DR J PRINCIPAL OFFICER	DECISION UPHeld ON REVIEW	42(1)(c) 44(1) 44(3) 46(1)(b) 44(3)
000156 REFUSED ACCESS	JAMES R	GOLLEDGE DR J PRINCIPAL OFFICER	DECISION UPHeld ON REVIEW	46(1)(b)
000199 REFUSED AMENDMENT	JAMES R	GOLLEDGE DR J PRINCIPAL OFFICER	DECISION UPHeld ON REVIEW	53
000232 REFUSED ACCESS	JAMES R	GOLLEDGE DR J PRINCIPAL OFFICER	DECISION UPHeld ON REVIEW	44(1)
000240 REFUSED ACCESS	JAMES R	GOLLEDGE DR J PRINCIPAL OFFICER	DECISION UPHeld ON REVIEW	44(1)
000244 REFUSED ACCESS	JAMES R	GOLLEDGE DR J PRINCIPAL OFFICER	DECISION UPHeld ON REVIEW	44(1)
000308 REFUSED ACCESS	JAMES R	GOLLEDGE DR J PRINCIPAL OFFICER	DECISION UPHeld ON REVIEW	42(1)(b) 44(1)

# INTERNAL REVIEW DECISIONS - STATE GOVERNMENT AGENCIES

Portfolio/Agency	Decision Officer	Review Officer	DECISION	ACT Provision
000337 THIRD PARTY	JAMES R	GOLLEDGE DR J PRINCIPAL OFFICER	DECISION UPHELD ON REVIEW	44(3) 46(1)(b) 44(3)
000401 REFUSED ACCESS	JAMES R	ROBSON J REGIONAL DIRECTOR	DECISION UPHELD ON REVIEW	42(1)(b) 42(1)(e) 45(1)(c) 46(1)(b)
000423 REFUSED ACCESS	JAMES R	ROBSON J REGIONAL DIRECTOR	DECISION UPHELD ON REVIEW	44(1) 46(1)(a) 46(1)(b)
000467 REFUSED ACCESS	JAMES R	ROBSON J REGIONAL DIRECTOR	DECISION UPHELD ON REVIEW	21
000405 REFUSED ACCESS	JAMES R	SMITH R ACTING PRINCIPAL OFFICER	DECISION UPHELD ON REVIEW	40(a) 40(b) 44(1) 46(1)(a) 46(1)(b)
000406 REFUSED ACCESS	JAMES R	SMITH R ACTING PRINCIPAL OFFICER	DECISION UPHELD ON REVIEW	21
CENTRAL REGIONAL HEALTH AUTHORITY 94/77 REFUSED ACCESS	BOWLES M	WHITMELL K ACTING R.D.	DECISION UPHELD ON REVIEW	21
DARLING DOWNS REGIONAL HEALTH AUTHORITY 000-9933-030 REFUSED ACCESS	WHITBY P	CUMMING I REGIONAL DIRECTOR	DECISION UPHELD ON REVIEW	42(1)(b) 42(1)(c) 46(1)(a) 46(1)(b)

# INTERNAL REVIEW DECISIONS - STATE GOVERNMENT AGENCIES

Portfolio/Agency	Decision Officer	Review Officer	DECISION	ACT Provision
<b>PETS REGIONAL HEALTH AUTHORITY</b>				
93/0087 REFUSED ACCESS	BYRNE S	BUTT D PRINCIPAL OFFICER	DECISION UPHELD ON REVIEW	
93/0048 REFUSED ACCESS	BYRNE S	GOODIER DR G REGIONAL DIRECTOR	DECISION VARIED ON REVIEW	
93/0075 REFUSED ACCESS	BYRNE S	GOODIER, G PRINCIPAL OFFICER	DECISION UPHELD ON REVIEW	
<b>SOUTH COAST REGIONAL HEALTH AUTHORITY</b>				
062 REFUSED ACCESS	HEFFERNAN S	YOUNGMAN J REGIONAL DIRECTOR	DECISION UPHELD ON REVIEW	44(1)
073 REFUSED ACCESS	HEFFERNAN S	YOUNGMAN J REGIONAL DIRECTOR	DECISION VARIED ON REVIEW	
084 REFUSED ACCESS	HEFFERNAN S	YOUNGMAN J REGIONAL DIRECTOR	DECISION UPHELD ON REVIEW	45(1)(c)
<b>WEST MORETON REGIONAL HEALTH AUTHORITY</b>				
94/R65 REFUSED ACCESS	MELDRUM K	TAYLOR GE REGIONAL DIRECTOR	DECISION UPHELD ON REVIEW	46(1)(b)
93/R111 CHARGES & REFUSED ACCESS	MEYER P	TAYLOR G REGIONAL DIRECTOR	DECISION UPHELD ON REVIEW	21
94/R20 REFUSED ACCESS	MEYER P	TAYLOR G REGIONAL DIRECTOR	DECISION UPHELD ON REVIEW	42(1)(b) 42(1)(c) 44(1)
93/R56 REFUSED ACCESS	MEYER P	TAYLOR GE REGIONAL DIRECTOR	DEEMED CONFIRMED	29(2)
94/R20 REFUSED ACCESS	MEYER P	TAYLOR GE REGIONAL DIRECTOR	GRANTED IN FULL	42(1)(b) 42(1)(c) 44(1)
93/R113 REFUSED ACCESS	MEYER P	TAYLOR GE REGIONAL DIRECTOR	DECISION UPHELD ON REVIEW	29(2)



# INTERNAL REVIEW DECISIONS - STATE GOVERNMENT AGENCIES

Portfolio/Agency	Decision Officer	Review Officer	DECISION	ACT Provision
93/R118 REFUSED ACCESS	MEYER P	TAYLOR GE REGIONAL DIRECTOR	WITHDRAWN/DEEMED WITHDRAWN	
MEDICAL & OTHER BOARDS				
940008 REFUSED ACCESS	RIDS DILL-KENNY B	LANGE D PRESIDENT OF MEDICAL BOARD	DECISION VARIED ON REVIEW	
940013 REFUSED ACCESS	RIDS DILL-KENNY B	LANGE D PRESIDENT OF MEDICAL BOARD	DEEMED CONFIRMED	46(1)(a)
940018 REFUSED ACCESS	RIDS DILL-KENNY B	LANGE D PRESIDENT OF MEDICAL BOARD	DECISION VARIED ON REVIEW	
940017 REFUSED ACCESS	RIDS DILL-KENNY B	LANGE D PRESIDENT OF MEDICAL BOARD	DECISION VARIED ON REVIEW	
HEALTH RIGHTS COMMISSION				
017 REFUSED ACCESS	MORRISON J	SIGGINS I COMMISSIONER HEALTH RIGHTS COM	DECISION VARIED ON REVIEW	
PORTFOLIO TOTAL	57			
JUSTICE & ATTORNEY-GENERAL				
PUBLIC TRUST OFFICE				
7/93-94 REFUSED ACCESS	NICKEL B	MARTIN K PUBLIC TRUSTEE	WITHDRAWN/DEEMED WITHDRAWN	
DEPARTMENT OF JUSTICE & ATTORNEY-GENERAL				
930110 REFUSED ACCESS	BARRATT L	BEALE T G CABINET LEGISLATION & LIAISON	DECISION UPHELD ON REVIEW	44(1) 46(1)(a) 46(1)(b)
930111 REFUSED ACCESS	BARRATT L	LEVY K DEPUTY DIRECTOR-GENERAL	DECISION UPHELD ON REVIEW	
930142 REFUSED ACCESS	BARRATT L	LEVY K DEPUTY DIRECTOR-GENERAL	DECISION UPHELD ON REVIEW	41(1) 43(1) 46(1)(b) 36(1)(e)

# INTERNAL REVIEW DECISIONS - STATE GOVERNMENT AGENCIES

Portfolio/Agency	Decision Officer	Review Officer	DECISION	ACT Provision
930146 THIRD PARTY	BARRATT L	LEVY K DEPUTY DIRECTOR-GENERAL	DECISION UPHeld ON REVIEW	
94185 REFUSED ACCESS	BARRATT L	LEVY K DEPUTY DIRECTOR-GENERAL	DECISION UPHeld ON REVIEW	44(1)
94187 REFUSED ACCESS	BARRATT L	LEVY K DEPUTY DIRECTOR-GENERAL	DECISION UPHeld ON REVIEW	11(1)(f)
94188 REFUSED ACCESS	BARRATT L	LEVY K DEPUTY DIRECTOR-GENERAL	DECISION UPHeld ON REVIEW	11(1)(e)
930089 REFUSED ACCESS	KENT P	MADDOCK K DEPUTY DIRECTOR-GENERAL	DECISION VARIED ON REVIEW	
000047 THIRD PARTY	LEVY K	SMITH B DIRECTOR-GENERAL	DECISION UPHeld ON REVIEW	44(1)
000047 THIRD PARTY	LEVY K	SMITH B DIRECTOR-GENERAL	DECISION VARIED ON REVIEW	
LEGAL AID OFFICE (QUEENSLAND)				
054 REFUSED ACCESS	COXON R	BEER R SES/1B	DECISION UPHeld ON REVIEW	39(a) 43(1)
055 REFUSED ACCESS	COXON R	BEER R SES/1B	DECISION UPHeld ON REVIEW	46(1)(b)
079 REFUSED ACCESS	COXON R	BEER R SES/1B	DECISION UPHeld ON REVIEW	46(1)(b)
119 REFUSED ACCESS	COXON R	BEER R SES/1B	DECISION UPHeld ON REVIEW	46(1)(b)
044 REFUSED ACCESS	COXON R	HAYWARD E A08	DECISION VARIED ON REVIEW	
051 REFUSED ACCESS	COXON R	HAYWARD E A08	DECISION VARIED ON REVIEW	

# INTERNAL REVIEW DECISIONS - STATE GOVERNMENT AGENCIES

Portfolio/Agency	Decision Officer	Review Officer	DECISION	ACT Provision
052 REFUSED ACCESS	COXON R	HAYWARD E A08	DECISION VARIED ON REVIEW	
062 REFUSED ACCESS	COXON R	HAYWARD E A08	DECISION VARIED ON REVIEW	
070 REFUSED ACCESS	COXON R	HAYWARD E A08	DECISION VARIED ON REVIEW	
095 REFUSED ACCESS	COXON R	HAYWARD E A08	DECISION VARIED ON REVIEW	
120 REFUSED ACCESS	COXON R	HAYWARD E A08	DECISION UPHELD ON REVIEW	43(1)
<b>CRIMINAL JUSTICE COMMISSION</b>				
068 REFUSED ACCESS	GEORGE K B	COUPER H I SENIOR LEGAL OFFICER		
052 REFUSED ACCESS	GEORGE K B	CUMMINGS G J SENIOR LEGAL OFFICER	DECISION VARIED ON REVIEW	
056 REFUSED ACCESS	GEORGE K B	LAMBRIDES S H LEGAL ADVISER	DECISION UPHELD ON REVIEW	
078 REFUSED ACCESS	GEORGE K B	MCCROHAN V A PRINCIPAL ANALYST	DECISION VARIED ON REVIEW	
090 REFUSED ACCESS	GEORGE K B	SPRINGER B L SENIOR LEGAL OFFICER	DECISION UPHELD ON REVIEW	
096 REFUSED ACCESS	GEORGE K B	SPRINGER B L SENIOR LEGAL OFFICER	DECISION VARIED ON REVIEW	
102 REFUSED ACCESS	GEORGE K B	SPRINGER B L SENIOR LEGAL OFFICER	DECISION UPHELD ON REVIEW	
102 REFUSED ACCESS	GEORGE K B	WELLINGS L PRINCIPAL ANALYST	DECISION UPHELD ON REVIEW	

PORTFOLIO TOTAL 30

# INTERNAL REVIEW DECISIONS - STATE GOVERNMENT AGENCIES

Portfolio/Agency	Decision Officer	Review Officer	DECISION	ACT Provision
------------------	------------------	----------------	----------	---------------

Page 18

## LANDS

### DEPARTMENT OF LANDS

CHQ/001509/0074 REFUSED ACCESS	FORREST D	HOLMES M A/EXEC DIR CORPORATE SUPPORT	DECISION VARIED ON REVIEW	
CHQ/001589/0109 REFUSED ACCESS	HUNDLOE B	FORREST D B PROG. DIR. LAND BOUNDARIES	DECISION VARIED ON REVIEW	
CHQ/001966/0162 REFUSED ACCESS	HUNDLOE B	FORREST D B PROG. DIR. LAND BOUNDARIES	DEEMED CONFIRMED	
CHQ/001528/0083 REFUSED ACCESS	HUNDLOE B	LAFFAN W MANAGER APPLIED RESEARCH	DECISION VARIED ON REVIEW	
CHQ/001575/0099 REFUSED ACCESS	HUNDLOE B	LAFFAN W MANAGER APPLIED RESEARCH	DECISION VARIED ON REVIEW	
CHQ/001576/0100 REFUSED ACCESS	HUNDLOE B	LAFFAN W MANAGER APPLIED RESEARCH	DECISION UPHELD ON REVIEW	
CHQ/001579/0103 REFUSED ACCESS	HUNDLOE B	LAFFAN W MANAGER APPLIED RESEARCH	DECISION UPHELD ON REVIEW	
CHQ/001582/0105 REFUSED ACCESS	HUNDLOE B	LAFFAN W MANAGER APPLIED RESEARCH	DECISION VARIED ON REVIEW	
CHQ/001707/0133 REFUSED ACCESS	HUNDLOE B	LAFFAN W MANAGER APPLIED RESEARCH	DECISION UPHELD ON REVIEW	
CHQ/001672/0122 REFUSED ACCESS	HUNDLOE B	NELSON J S DIRECTOR LAND USE	DECISION UPHELD ON REVIEW	
CHQ/001673/0123 REFUSED ACCESS	HUNDLOE B	NELSON J S DIRECTOR LAND USE	DECISION UPHELD ON REVIEW	
CHQ/001674/0124 REFUSED ACCESS	HUNDLOE B	NELSON J S DIRECTOR LAND USE	DECISION UPHELD ON REVIEW	
CHQ/001886/0153 REFUSED ACCESS	HUNDLOE B	NELSON J S DIRECTOR LAND USE	DECISION UPHELD ON REVIEW	
CHQ/001483/0070 REFUSED ACCESS	LAFFAN W	DIVETT N G EXEC DIR PROGRAMS	DECISION UPHELD ON REVIEW	

# INTERNAL REVIEW DECISIONS - STATE GOVERNMENT AGENCIES

Portfolio/Agency	Decision Officer	Review Officer	DECISION	ACT Provision
CHQ/001485/0066 REFUSED ACCESS	LAFFAN W	DIVETT N G EXEC DIR PROGRAMS	DECISION VARIED ON REVIEW	
CHQ/001486/0067 REFUSED ACCESS	LAFFAN W	DIVETT N G EXEC DIR PROGRAMS	DECISION UPHELD ON REVIEW	
CHQ/001487/0068 REFUSED ACCESS	LAFFAN W	DIVETT N G EXEC DIR PROGRAMS	DECISION UPHELD ON REVIEW	
62 REFUSED ACCESS	LAFFAN W	DIVETT N G EXEC DIR PROGRAMS	DECISION VARIED ON REVIEW	
CHQ/001471/0064 REFUSED ACCESS	NELSON J	FORREST D B PROG. DIR. LAND BOUNDARIES	DECISION VARIED ON REVIEW	
60 REFUSED ACCESS	NELSON J	HOLMES M A/EXECUTIVE DIR CORPORATE SUPP	DECISION UPHELD ON REVIEW	
CHQ/001472/0065 REFUSED ACCESS	NELSON J	HOLMES M A/EXEC DIR CORPORATE SUPPORT	DECISION UPHELD ON REVIEW	46(1)(b)
PORTFOLIO TOTAL				21
<b>MINERALS &amp; ENERGY</b>				
<b>DEPARTMENT OF MINERALS &amp; ENERGY</b>				
93/017-A REFUSED ACCESS	COTTRELL A	BRESLIN P DIRECTOR-GENERAL	DECISION UPHELD ON REVIEW	
93/021 THIRD PARTY	COTTRELL A	BRESLIN P DIRECTOR-GENERAL	DECISION UPHELD ON REVIEW	
94/001 REFUSED ACCESS	COTTRELL A	BRESLIN P DIRECTOR-GENERAL	DECISION UPHELD ON REVIEW	42(1)(a)
<b>SOUTH EAST QLD ELECTRICITY BOARD</b>				
30 REFUSED ACCESS	WEBSTER C V	KEOGH L J CHAIRMAN	DECISION UPHELD ON REVIEW	21
PORTFOLIO TOTAL				4

# INTERNAL REVIEW DECISIONS - STATE GOVERNMENT AGENCIES

Portfolio/Agency	Decision Officer	Review Officer	DECISION	ACT Provision
<b>POLICE &amp; EMERGENCY SERVICES</b>				
<b>QUEENSLAND POLICE SERVICE</b>				
1/00260 REFUSED ACCESS	DOYLE J B	FREESTONE P J CHIEF SUPERINTENDENT	DECISION UPHELD ON REVIEW	41(1) 42(1)(b) 42(1)(e) 44(1) 46(1)(a) 46(1)(b)
1/00157 REFUSED ACCESS	DOYLE J B	HONOR A B CHIEF SUPERINTENDENT	DECISION UPHELD ON REVIEW	35 42(1)(b) 46(1)(b)
1/00588 REFUSED ACCESS	DOYLE J B	HONOR A B CHIEF SUPERINTENDENT	DECISION UPHELD ON REVIEW	
1/00176 REFUSED ACCESS	DOYLE J B	SMITH D A CHIEF SUPERINTENDENT	DECISION UPHELD ON REVIEW	40(c) 42(1)(b) 44(1)
1/00295 REFUSED ACCESS	DOYLE J B	SMITH D A CHIEF SUPERINTENDENT	DECISION VARIED ON REVIEW	
1/00356 REFUSED ACCESS	DOYLE J B	SMITH D A CHIEF SUPERINTENDENT	DECISION UPHELD ON REVIEW	42(1)(b) 44(1) 46(1)(b)
1/00555 REFUSED ACCESS	DOYLE J B	WALKER L J ASSISTANT COMMISSIONER	DECISION UPHELD ON REVIEW	21
1/00575 CHARGES & REFUSED ACCESS	DOYLE J B	WALKER L J ASSISTANT COMMISSIONER	DECISION UPHELD ON REVIEW	41(1) 42(1)(b) 44(1) 46(1)(b)
1/00192 REFUSED ACCESS	DOYLE J B	WILLIAMS G J ASSISTANT COMMISSIONER	DECISION UPHELD ON REVIEW	38(b) 41(1) 42(1)(b) 42(1)(e) 42(1)(f) 42(1)(h) 44(1) 46(1)(b)

INTERNAL REVIEW DECISIONS - STATE GOVERNMENT AGENCIES

Portfolio/Agency	Decision Officer	Review Officer	DECISION	ACT Provision
1/00196 REFUSED ACCESS	DOYLE J B	WILLIAMS G J ASSISTANT COMMISSIONER	DECISION UPHELD ON REVIEW	40(c) 41(1) 42(1)(b) 42(1)(e) 44(1) 46(1)(b)
1/00348 REFUSED ACCESS	DOYLE J B	WILLIAMS G J ASSISTANT COMMISSIONER	DECISION UPHELD ON REVIEW	42(1)(b) 42(1)(f) 42(1)(h) 44(1)
1/00456 REFUSED ACCESS	DOYLE J B	WILLIAMS G J ASSISTANT COMMISSIONER	DECISION UPHELD ON REVIEW	22(b)
1/00842 REFUSED AMENDMENT	DOYLE J B	HONOR A B CHIEF SUPERINTENDENT	DECISION UPHELD ON REVIEW	
1/00661 REFUSED ACCESS	PRINGLE R G	FREESTONE P J ACTING ASSISTANT COMMISSIONER	DECISION UPHELD ON REVIEW	41(1) 44(1)
1/00793 REFUSED ACCESS	PRINGLE R G	FREESTONE P J CHIEF SUPERINTENDENT	DECISION UPHELD ON REVIEW	
1/00794 REFUSED ACCESS	PRINGLE R G	SMITH D A CHIEF SUPERINTENDENT	DECISION VARIED ON REVIEW	
1/00866 REFUSED ACCESS	PRINGLE R G	SMITH D A CHIEF SUPERINTENDENT	DECISION UPHELD ON REVIEW	41(1) 42(1)(b) 43(1) 44(1) 46(1)(a)
1/00884 REFUSED ACCESS	PRINGLE R G	SMITH D A CHIEF SUPERINTENDENT	DECISION UPHELD ON REVIEW	22(b) 42(1)(b) 42(1)(e) 44(1) 46(1)(b)
1/00781 REFUSED ACCESS	PRINGLE R G	WALKER L J ASSISTANT COMMISSIONER	DECISION UPHELD ON REVIEW	42(1)(a) 42(1)(d)

INTERNAL REVIEW DECISIONS - STATE GOVERNMENT AGENCIES

Portfolio/Agency	Decision Officer	Review Officer	DECISION	ACT Provision
1/00789 REFUSED ACCESS	PRINGLE R G	WALKER L J ASSISTANT COMMISSIONER	WITHDRAWN/DEEMED WITHDRAWN	
1/00442 REFUSED ACCESS	PRINGLE R G	WILLIAMS G J ASSISTANT COMMISSIONER	DECISION UPHELD ON REVIEW	44(1)
1/00643 REFUSED ACCESS	PRINGLE R G	WILLIAMS G J ASSISTANT COMMISSIONER	DECISION UPHELD ON REVIEW	44(1)
1/00670 REFUSED ACCESS	PRINGLE R G	WILLIAMS G J ASSISTANT COMMISSIONER	DECISION UPHELD ON REVIEW	44(1) 46(1)(b)
1/01048 REFUSED ACCESS	PRINGLE R G	WILLIAMS G J ASSISTANT COMMISSIONER	DECISION UPHELD ON REVIEW	40(a) 40(b)
1/00592 REFUSED ACCESS	WRIGHT D A	DAUTEL P E ACTING ASSISTANT COMMISSIONER	DECISION UPHELD ON REVIEW	44(1)
1/00117 REFUSED ACCESS	WRIGHT D A	FREESTONE P J CHIEF SUPERINTENDENT	DECISION VARIED ON REVIEW	
1/00445 REFUSED ACCESS	WRIGHT D A	FREESTONE P J CHIEF SUPERINTENDENT	DECISION UPHELD ON REVIEW	44(1)
1/00527 REFUSED ACCESS	WRIGHT D A	FREESTONE P J CHIEF SUPERINTENDENT	DECISION UPHELD ON REVIEW	44(1) 46(1)(b)
1/00554 REFUSED ACCESS	WRIGHT D A	FREESTONE P J ACTING ASSISTANT COMMISSIONER	DECISION UPHELD ON REVIEW	22(a) 42(1)(b) 44(1) 46(1)(b)
1/00835 REFUSED ACCESS	WRIGHT D A	FREESTONE P J A/ASSISTANT COMMISSIONER	DECISION UPHELD ON REVIEW	42(1)(b) 42(1)(e) 42(1)(f) 44(1) 46(1)(b)
1/00312 REFUSED ACCESS	WRIGHT D A	HONOR A B CHIEF SUPERINTENDENT	DECISION UPHELD ON REVIEW	21
1/00546 REFUSED ACCESS	WRIGHT D A	HONOR A B CHIEF SUPERINTENDENT	DECISION UPHELD ON REVIEW	42(1)(a) 42(1)(d)



INTERNAL REVIEW DECISIONS - STATE GOVERNMENT AGENCIES

Portfolio/Agency	Decision Officer	Review Officer	DECISION	ACT Provision
1/00648 REFUSED ACCESS	WRIGHT D A	HONOR A B CHIEF SUPERINTENDENT	DECISION UPHELD ON REVIEW	43(1) 44(1)
1/00740 REFUSED ACCESS	WRIGHT D A	HONOR A B CHIEF SUPERINTENDENT	DECISION UPHELD ON REVIEW	42(1)(a) 42(1)(d)
1/00832 REFUSED ACCESS	WRIGHT D A	HONOR A B CHIEF SUPERINTENDENT	DECISION UPHELD ON REVIEW	21
1/00921 REFUSED ACCESS	WRIGHT D A	HONOR A B CHIEF SUPERINTENDENT	DECISION UPHELD ON REVIEW	44(1)
1/00294 REFUSED ACCESS	WRIGHT D A	SMITH D A CHIEF SUPERINTENDENT	EXEMPTED IN FULL	42(1)(e) 44(1) 46(1)(b)
1/00305 REFUSED ACCESS	WRIGHT D A	SMITH D A CHIEF SUPERINTENDENT	DECISION UPHELD ON REVIEW	42(1)(b) 42(1)(e) 42(1)(f) 44(1) 46(1)(b)
1/00512 REFUSED ACCESS	WRIGHT D A	SMITH D A CHIEF SUPERINTENDENT	DECISION VARIED ON REVIEW	
1/00594 REFUSED ACCESS	WRIGHT D A	SMITH D A CHIEF SUPERINTENDENT	DECISION UPHELD ON REVIEW	
1/00736 REFUSED ACCESS	WRIGHT D A	SMITH D A CHIEF SUPERINTENDENT	DECISION UPHELD ON REVIEW	
1/00744 REFUSED ACCESS	WRIGHT D A	SMITH D A CHIEF SUPERINTENDENT	DECISION UPHELD ON REVIEW	44(1) 46(1)(b)
1/00302 REFUSED ACCESS	WRIGHT D A	WALKER L J ASSISTANT COMMISSIONER	DECISION UPHELD ON REVIEW	21
1/00213 REFUSED ACCESS	WRIGHT D A	WILLIAMS G J ASSISTANT COMMISSIONER	DECISION UPHELD ON REVIEW	41(1) 42(1)(b) 42(1)(e) 44(1) 46(1)(b)

# INTERNAL REVIEW DECISIONS - STATE GOVERNMENT AGENCIES

Portfolio/Agency	Decision Officer	Review Officer	DECISION	ACT Provision
1/00621 REFUSED ACCESS	WRIGHT D A	WILLIAMS G J ASSISTANT COMMISSIONER	DECISION UPHeld ON REVIEW	44(1)
1/01002 REFUSED ACCESS	WRIGHT D A	WILLIAMS G J ASSISTANT COMMISSIONER	DECISION UPHeld ON REVIEW	21
1/01034 REFUSED ACCESS	WRIGHT D A	WILLIAMS G J ASSISTANT COMMISSIONER	DECISION UPHeld ON REVIEW	21
1/01168 REFUSED ACCESS	WRIGHT D A	WILLIAMS G J ASSISTANT COMMISSIONER	DECISION UPHeld ON REVIEW	
1/01195 REFUSED ACCESS	WRIGHT D A	WILLIAMS G J ASSISTANT COMMISSIONER	DECISION UPHeld ON REVIEW	38(a) 41(1) 42(1)(a) 44(1) 46(1)(a)
<b>QUEENSLAND FIRE SERVICE</b>				
F01/0024 REFUSED ACCESS	KEOGH R J	G KENNING EXECUTIVE OFFICER	DECISION UPHeld ON REVIEW	
F01/0032 REFUSED ACCESS	KEOGH R J	ZELLER U PRINCIPAL LEGAL CONSULTANT	DECISION UPHeld ON REVIEW	43(1) 44(1)
<b>QUEENSLAND CORRECTIVE SERVICES COMM.</b>				
94/083 REFUSED ACCESS	CABANIUK P	MAHONEY K INTERNAL REVIEW OFFICER	DECISION VARIED ON REVIEW	
94/255 REFUSED ACCESS	CABANIUK P	TAYLOR G INTERNAL REVIEW OFFICER	DECISION VARIED ON REVIEW	
94/097 REFUSED ACCESS	CABANIUK P	TAYLOR G INTERNAL REVIEW OFFICER	DECISION VARIED ON REVIEW	
94/234 REFUSED ACCESS	CABANIUK P	TAYLOR G INTERNAL REVIEW OFFICER	DECISION UPHeld ON REVIEW	21

# INTERNAL REVIEW DECISIONS - STATE GOVERNMENT AGENCIES

Portfolio/Agency	Decision Officer	Review Officer	DECISION	ACT Provision
94/183 REFUSED ACCESS	CABANIUK P	TAYLOR G INTERNAL REVIEW OFFICER	DECISION UPHeld ON REVIEW	28(2)
<b>PORTFOLIO TOTAL</b> 56				
<b>PREMIER, ECONOMIC &amp; TRADE DEVELOPMENT DEPARTMENT OF THE PREMIER</b>				
930040 THIRD PARTY	DOBLO L	BIGBY E EXECUTIVE DIRECTOR, GCS	DECISION VARIED ON REVIEW	
930045 REFUSED ACCESS	DOBLO L	BIGBY E EXECUTIVE DIRECTOR, GCS	DECISION UPHeld ON REVIEW	21
<b>PARLIAMENTARY COMMISSIONER FOR ADMIN INV</b>				
930024 REFUSED ACCESS	SCOTT N	KING F DEPUTY COMMISSIONER	DECISION VARIED ON REVIEW	
<b>PUBLIC SECTOR MANAGEMENT COMMISSION</b>				
FOI12 REFUSED AMENDMENT		COALDRAKE P CHAIR	DECISION UPHeld ON REVIEW	
<b>OFFICE OF THE CABINET</b>				
000003 REFUSED ACCESS	HENNING L	WILLIAMS R A/DEPUTY DIRECTOR-GENERAL	DECISION VARIED ON REVIEW	11(1)(b) 36(1)(c) 38(a) 41(1) 46(1)(b) 50(c)
000009 REFUSED ACCESS	NEUBOWN C	BYRNE J A/DEPUTY DIRECTOR-GENERAL	DECISION UPHeld ON REVIEW	
<b>QUEENSLAND AUDIT OFFICE</b>				
3-93 REFUSED ACCESS	MANERA V P	ROLLASON B AUDITOR-GENERAL	DECISION VARIED ON REVIEW	
<b>PORTFOLIO TOTAL</b> 7				

**INTERNAL REVIEW DECISIONS - STATE GOVERNMENT AGENCIES**

Portfolio/Agency	Decision Officer	Review Officer	DECISION	ACT Provision
<b>PRIMARY INDUSTRIES</b>				
<b>DEPARTMENT OF PRIMARY INDUSTRIES</b>				
DPI 92/067 REFUSED ACCESS	MCLEOD G	CLARKE W GENERAL MANAGER, ADMIN SERV	DECISION VARIED ON REVIEW	
DPI 93/003 THIRD PARTY	MCLEOD G	CLARKE W GENERAL MANAGER, ADMIN SERV	DECISION UPHELD ON REVIEW	43(1) 45(1)(c)
DPI 93/008 THIRD PARTY	MCLEOD G	CLARKE W GENERAL MANAGER, ADMIN SERV	WITHDRAWN/DEEMED WITHDRAWN	
DPI 93/024 THIRD PARTY	MCLEOD G	CLARKE W GENERAL MANAGER, ADMIN SERV	DECISION VARIED ON REVIEW	
DPI 93/050 REFUSED ACCESS	MCLEOD G	CLARKE W GENERAL MANAGER, ADMIN SERV	DECISION VARIED ON REVIEW	
DPI 93/020 REFUSED ACCESS	MCLEOD G	CLARKE W G GEN MANAGER (ADMIN SERVICES)	DECISION UPHELD ON REVIEW	21
DPI 93/021 REFUSED ACCESS	MCLEOD G	CLARKE W G GENERAL MANAGER, ADMIN SERV	DECISION UPHELD ON REVIEW	44(1)
DPI 93/047 REFUSED ACCESS	MCLEOD G	CLARKE W G GENERAL MANAGER, ADMIN SERV	DECISION UPHELD ON REVIEW	44(1)
DPI 93/003 REFUSED ACCESS	MCLEOD G	ERNST A A/GENERAL MANAGER (ADMIN SERV)	DECISION UPHELD ON REVIEW	43(1) 45(1)(c)
DPI 93/038 REFUSED ACCESS	MCLEOD G	ERNST A A/GENERAL MANAGER (ADMIN SERV)	DECISION UPHELD ON REVIEW	36(1)(a) 36(1)(b) 36(1)(c) 36(1)(d) 36(1)(e) 37(1)(a) 37(1)(b) 37(1)(c) 37(1)(d) 37(1)(e)
				43(1) 44(1) 44(3)

# INTERNAL REVIEW DECISIONS - STATE GOVERNMENT AGENCIES

Portfolio/Agency	Decision Officer	Review Officer	DECISION	ACT Provision
DPI 93/040 THIRD PARTY	MCLEOD G	ERNST A A/GENERAL MANAGER (ADMIN SERV)	DECISION UPHELD ON REVIEW	
DPI 93/045 THIRD PARTY	MCLEOD G	ERNST A A/GENERAL MANAGER (ADMIN SERV)	DECISION UPHELD ON REVIEW	
DPI 93/048 REFUSED ACCESS	MCLEOD G	ERNST A A/GENERAL MANAGER (ADMIN SERV)	DECISION UPHELD ON REVIEW	45(1)(b) 45(3)
DPI 92/080 REFUSED AMENDMENT	MCLEOD G	CLARKE W GENERAL MANAGER, ADMIN SERV	DECISION UPHELD ON REVIEW	
DPI 92/085 REFUSED ACCESS	MCLEOD G	VAN SCHAGEN F J A/GENERAL MANAGER (ADMIN SERV)	DECISION UPHELD ON REVIEW	21
DPI 92/093 THIRD PARTY	MCLEOD G	VAN SCHAGEN F J A/GENERAL MANAGER (ADMIN SERV)	DECISION UPHELD ON REVIEW	
QLD EGG INDUSTRY MANAGEMENT AUTHORITY SAPI 93/002 REFUSED ACCESS	GOOCH G	BENFER A INT REVIEW DEC-MAKER, HQC	DECISION UPHELD ON REVIEW	43(1) 46(1)(a) 46(1)(b)
PORTFOLIO TOTAL	17			
QLD EMERGENCY SERVICES, RURAL COMM & CON. AF OFFICE OF CONSUMER AFFAIRS 93045 REFUSED ACCESS	BARKER S	HERMANSEN B A/CABINET LEGIS & LIAISON OFF	DECISION VARIED ON REVIEW	
93045 THIRD PARTY	BARKER S	HERMANSEN B A/CABINET LEGIS & LIAISON OFF	DECISION UPHELD ON REVIEW	22(a) 41(1) 42(1)(b) 42(1)(e) 43(1) 44(1) 45(1)(c) 46(1)(b) 44(1) 45(1)(c)

# INTERNAL REVIEW DECISIONS - STATE GOVERNMENT AGENCIES

Portfolio/Agency	Decision Officer	Review Officer	DECISION	ACT Provision
93046 THIRD PARTY	BARKER S	ZELLER U PRINCIPAL LEGAL CONSULTANT	DECISION UPHELD ON REVIEW	
94013 THIRD PARTY	BARKER S	ZELLER U PRINCIPAL LEGAL OFFICER	DECISION VARIED ON REVIEW	
PORTFOLIO TOTAL	4			
TOURISM, SPORT & RACING DEPARTMENT OF TOURISM, SPORT & RACING				
FOI/00032 THIRD PARTY	JONES P	JONES PE DIRECTOR, POLICY UNIT	DECISION UPHELD ON REVIEW	
FOI/00025 THIRD PARTY	JONES P	WILLIAMS D DIRECTOR-GENERAL	DEEMED CONFIRMED	
FOI/00029 THIRD PARTY	JONES P	WILLIAMS D DIRECTOR-GENERAL	DECISION UPHELD ON REVIEW	
FOI/00036 THIRD PARTY	JONES P	WILLIAMS D DIRECTOR-GENERAL	DECISION UPHELD ON REVIEW	
FOI/00023 REFUSED ACCESS	MEAD J	LONGLAND L EXEC DIR, LIQ LIC	DECISION UPHELD ON REVIEW	
FOI/00049 REFUSED ACCESS	PRINCIPAL OFFICER	WILLIAMS D DIRECTOR-GENERAL	DECISION UPHELD ON REVIEW	
PORTFOLIO TOTAL	6			
TRANSPORT DEPARTMENT OF TRANSPORT				
331 REFUSED ACCESS	BUTTERWORTH B	RODIGER W PRINCIPAL MANAGER (L.L.R.U)	DECISION UPHELD ON REVIEW	
383 REFUSED ACCESS	BUTTERWORTH B	RODIGER W PRINCIPAL MANAGER (L.L.R.U)	DECISION UPHELD ON REVIEW	21
394 THIRD PARTY	BUTTERWORTH B	RODIGER W PRINCIPAL MANAGER (L.L.R.U)	DECISION UPHELD ON REVIEW	
279 REFUSED ACCESS	HEALEY G	RODIGER W PRINCIPAL MANAGER (L.L.R.U)	DECISION UPHELD ON REVIEW	43(1)

INTERNAL REVIEW DECISIONS - STATE GOVERNMENT AGENCIES

Portfolio/Agency	Decision Officer	Review Officer	DECISION	ACT Provision
367 REFUSED ACCESS	HEALEY G	RODGER W PRINCIPAL MANAGER (L.L.R.U)	DECISION UPHELD ON REVIEW	45(3)
377 REFUSED ACCESS	HEALEY G	RODGER W PRINCIPAL MANAGER (L.L.R.U)	DECISION UPHELD ON REVIEW	36(1)(a) 36(1)(c) 36(1)(e)
398 REFUSED ACCESS	HEALEY G	RODGER W PRINCIPAL MANAGER (L.L.R.U)	DECISION UPHELD ON REVIEW	42(1)(b) 42(1)(f) 42(1)(h) 44(1) 46(1)(b)
412 REFUSED ACCESS	HEALEY G	RODGER W PRINCIPAL MANAGER (L.L.R.U)	DECISION UPHELD ON REVIEW	43(1)
415 REFUSED ACCESS	HEALEY G	RODGER W PRINCIPAL MANAGER (L.L.R.U)	DECISION UPHELD ON REVIEW	21
280 REFUSED ACCESS	MOAR P	RODGER W PRINCIPAL MANAGER (L.L.R.U)	DECISION UPHELD ON REVIEW	21
QUEENSLAND RAIL 000092 REFUSED ACCESS	TOLHURST T	TAYLOR K INTERNAL REVIEW OFFICER	DECISION UPHELD ON REVIEW	21
000153 REFUSED ACCESS	TOLHURST T	TAYLOR K INTERNAL REVIEW OFFICER	DECISION UPHELD ON REVIEW	
PORTFOLIO TOTAL				12
TREASURY DEPARTMENT OF THE TREASURY MCJ49 THIRD PARTY	BARBER N	SARQUIS M AUT CLLO	DECISION UPHELD ON REVIEW	
RUF52 REFUSED ACCESS	BARBER N	SARQUIS M AUT CLLO	DECISION UPHELD ON REVIEW	43(1) 44(1) 45(1)(c) 46(1)(a) 46(1)(b)

# INTERNAL REVIEW DECISIONS - STATE GOVERNMENT AGENCIES

Portfolio/Agency	Decision Officer	Review Officer	DECISION	ACT Provision
MBM40 REFUSED ACCESS	DERRINGTON A	SARQUIS M DIRECTOR	DECISION VARIED ON REVIEW	
ECR61 REFUSED ACCESS	DERRINGTON A	SARQUIS M AUT CLLO	DECISION UPHELD ON REVIEW	37(1)(a) 46(1)(a)
EVP54 REFUSED ACCESS	DERRINGTON A	SARQUIS M AUT CLLO	DECISION UPHELD ON REVIEW	
EVP54 THIRD PARTY	DERRINGTON A	SARQUIS M AUT CLLO	DECISION UPHELD ON REVIEW	
MEY69 REFUSED ACCESS	DERRINGTON A	SARQUIS M AUT CLLO	DECISION UPHELD ON REVIEW	21
MEY69 THIRD PARTY	DERRINGTON A	SARQUIS M AUT CLLO	DECISION UPHELD ON REVIEW	21
OSR1 REFUSED ACCESS	MISKINIS R	MACDONNELL J EXECUTIVE DIRECTOR	DECISION VARIED ON REVIEW	
MPL46 REFUSED ACCESS	BARBER N	SARQUIS M AUT CLLO	DEEMED CONFIRMED	
GRC63 THIRD PARTY	SARQUIS M	LAWRENCE M AUT (CS)	DECISION UPHELD ON REVIEW	
MCP70 REFUSED ACCESS	SMITH F	LAWRENCE M AUT (CS)	DECISION UPHELD ON REVIEW	22(b) 22(d)(i) 41(1) 42(1)(e) 43(1) 45(1)(c)
MCP78 REFUSED ACCESS	SMITH F	LAWRENCE M AUT (CS)	DECISION UPHELD ON REVIEW	21
SAS71 REFUSED ACCESS	SMITH F	LAWRENCE M AUT (CS)	DECISION UPHELD ON REVIEW	21



INTERNAL REVIEW DECISIONS - STATE GOVERNMENT AGENCIES

Portfolio/Agency	Decision Officer	Review Officer	DECISION	ACT Provision
QUEENSLAND INDUSTRY DEVELOPMENT CORPORAT 4/9394 REFUSED ACCESS	SOLOMON D	VAN DER MYE S CHIEF EXECUTIVE OFFICER	DECISION UPHELD ON REVIEW	46(1)(b)
PORTFOLIO TOTAL	15			
GRAND TOTAL	333			

Page 31

# RESPONSE TIME - STATE GOVERNMENT AGENCIES

Portfolio/Agency

Determined

45 DAYS

60 DAYS

75 DAYS

OVER 75 DAYS

Page 1

## ADMINISTRATIVE SERVICES

MINISTER FOR ADMINISTRATIVE SERVICES	0	0	0	0	0	0
ADMINISTRATIVE SERVICES DEPARTMENT	32	18	12	1	1	1
BOARD OF ARCHITECTS	0	0	0	0	0	0
BOARD OF PROFESSIONAL ENGINEERS	0	0	0	0	0	0
TOTAL	32	18	12	1	1	1

## BUSINESS, INDUSTRY & REGN'L DEVELOPMENT

MINISTER FOR BUSINESS, INDUSTRY & R.DEV	4	4	0	0	0	0
DEPT OF BUSINESS, INDUST. & REGNL DEVEL.	0	0	0	0	0	0
QLD SMALL BUSINESS CORPORATION	0	0	0	0	0	0
TOTAL	4	4	0	0	0	0

## CONSUMER AFFAIRS & CORRECTIVE SERVICES

MINISTER FOR CORRECT.SERV & CONSUM.AFFRS	0	0	0	0	0	0
* DEPARTMENT OF CONSUMER AFFAIRS	25	3	4	11	7	7
RENTAL BOND	0	0	0	0	0	0
AUCTIONEERS' & AGENTS' COMMITTEE	0	0	0	0	0	0
* CORRECTIVE SERVICES COMMISSION	128	47	17	16	48	48
TOTAL	153	50	21	27	55	55

\* On 18 October 1993 the Department of Consumer Affairs became part of the qld Emergency Services Portfolio; the Corrective Services Commission became part of the Police Portfolio.

## EMPLOYMENT, VOCATIONAL EDUCATION, TRAINING & INDUSTRIAL RELATIONS

MINISTER FOR D.E.V.E.T.I.R.	0	0	0	0	0	0
D.E.V.E.T.I.R.	196	178	16	2	0	0
WORKER'S COMPENSATION BOARD	2,342	2,083	173	49	37	37
VETEC	0	0	0	0	0	0
BUILDING & CONSTRUCTION LONG SERVICE LVE BRD	2	1	0	1	0	0
EMERALD RURAL TRAINING SCHOOL BOARD	0	0	0	0	0	0
INDUSTRIAL REGISTRAR	0	0	0	0	0	0
TOTAL	2,540	2,262	189	52	37	37

## EDUCATION

MINISTER FOR EDUCATION	0	0	0	0	0	0
DEPARTMENT OF EDUCATION	177	150	16	5	6	6

## Appendix I

### Response times

#### Government Agencies

# RESPONSE TIME - STATE GOVERNMENT AGENCIES

Page 2

Portfolio/Agency	Determined	WITHIN 45 DAYS	WITHIN 60 DAYS	WITHIN 75 DAYS	OVER 75 DAYS
BOARD OF SENIOR SECONDARY SCHOOL STUDIES	22	21	0	1	0
BOARD OF TEACHER REGISTRATION	1	1	0	0	0
TERTIARY ENTRANCE PROCEDURES AUTHORITY	0	0	0	0	0
UNIVERSITY OF QUEENSLAND	32	27	2	2	1
GRIFFITH UNIVERSITY	23	17	3	2	1
JAMES COOK UNIVERSITY OF NORTHERN AUST	5	5	0	0	0
QUEENSLAND UNIVERSITY OF TECHNOLOGY	13	8	4	1	0
UNIVERSITY OF SOUTHERN QUEENSLAND	7	5	2	0	0
UNIVERSITY OF CENTRAL QUEENSLAND	9	9	0	0	0
<b>TOTAL</b>	<b>289</b>	<b>243</b>	<b>27</b>	<b>11</b>	<b>8</b>

## ENVIRONMENT & HERITAGE

MINISTER FOR ENVIRONMENT & HERITAGE	0	0	0	0	0
DEPT. OF ENVIRONMENT & HERITAGE	24	14	5	4	1
QUEENSLAND NATIONAL PARKS	16	7	6	3	0
BEACH PROTECTION AUTHORITY	0	0	0	0	0
WET TROPICS AUTHORITY	3	2	1	0	0
QUEENSLAND HERITAGE COUNCIL	4	3	0	1	0
RECREATION AREAS AUTHORITY	0	0	0	0	0
<b>TOTAL</b>	<b>47</b>	<b>26</b>	<b>12</b>	<b>8</b>	<b>1</b>

## FAMILY SERV., ABORIGINAL & ISL. AFFAIRS

MINISTER FOR FAMILY SERVICES	0	0	0	0	0
DEPARTMENT OF FAMILY SERVICES	395	128	20	16	231
INTELLECTUALLY DISABLED CITIZENS COUNCIL	7	4	2	0	1
LEGAL FRIEND	2	1	0	0	1
<b>TOTAL</b>	<b>404</b>	<b>133</b>	<b>22</b>	<b>16</b>	<b>233</b>

## HOUSING, LOCAL GOVERNMENT & PLANNING

MINISTER FOR HOUSING, LOCAL GOV'T & PLANNING	93	70	22	1	0
DEPARTMENT OF HOUSING & LOCAL GOVERNMENT	25	20	3	2	0
QLD BUILDING SERVICES AUTHORITY	3	2	1	0	0
RENTAL ROND AUTHORITY					
<b>TOTAL</b>	<b>121</b>	<b>92</b>	<b>26</b>	<b>3</b>	<b>0</b>

## HEALTH

MINISTER FOR HEALTH	0	0	0	0	0
DEPARTMENT OF HEALTH	74	48	23	2	1
BRISBANE NORTH REGIONAL HEALTH AUTHORITY	468	281	81	41	65

# RESPONSE TIME - STATE GOVERNMENT AGENCIES

Page 3

Portfolio/Agency	Determined	WITHIN 45 DAYS	WITHIN 60 DAYS	WITHIN 75 DAYS	OVER 75 DAYS
BRISBANE SOUTH REGIONAL HEALTH AUTHORITY	302	266	22	8	6
CENTRAL REGIONAL HEALTH AUTHORITY	28	23	1	2	2
CENTRAL WEST REGIONAL HEALTH AUTHORITY	0	0	0	0	0
DARLING DOWNS REGIONAL HEALTH AUTHORITY	44	29	2	5	8
MACKAY REGIONAL HEALTH AUTHORITY	19	16	2	1	0
NORTHERN REGIONAL HEALTH AUTHORITY	32	23	5	3	1
P&TS REGIONAL HEALTH AUTHORITY	105	42	29	17	17
SOUTH COAST REGIONAL HEALTH AUTHORITY	70	66	4	0	0
SOUTH WEST REGIONAL HEALTH AUTHORITY	6	5	0	0	1
SUNSHINE COAST REGIONAL HEALTH AUTHORITY	10	8	2	0	0
WEST MORETON REGIONAL HEALTH AUTHORITY	125	60	37	14	14
WIDE BAY REGIONAL HEALTH AUTHORITY	38	34	1	2	1
MEDICAL & OTHER BOARDS	18	12	0	4	2
NURSES REGISTRATION BOARD	0	0	0	0	0
BOARD OF NURSING STUDIES	0	0	0	0	0
HEALTH RIGHTS COMMISSION	11	9	1	1	0
PATIENT REVIEW TRIBUNAL	9	9	0	0	0
QUEENSLAND INSTITUTE OF MEDICAL RESEARCH	0	0	0	0	0
QUEENSLAND NURSING COUNCIL	1	1	0	0	0
<b>TOTAL</b>	<b>1,360</b>	<b>932</b>	<b>210</b>	<b>100</b>	<b>118</b>

## JUSTICE & ATTORNEY-GENERAL

MINISTER FOR JUSTICE & ATTORNEY-GENERAL	0	0	0	0	0
DEPARTMENT OF JUSTICE & ATTORNEY-GENERAL	70	46	17	3	4
OFFICE OF THE DIRECTOR OF PROSECUTIONS	6	4	1	0	1
PUBLIC TRUST OFFICE	18	8	4	3	3
QUEENSLAND CULTURAL CENTRE TRUST	1	1	0	0	0
QUEENSLAND STATE LIBRARY	2	2	0	0	0
LEGAL AID OFFICE (QUEENSLAND)	81	80	1	0	0
QUEENSLAND MUSEUM BOARD OF TRUSTEES	0	0	0	0	0
ELECTORAL COMMISSION OF QUEENSLAND	0	0	0	0	0
CRIMINAL JUSTICE COMMISSION	59	46	10	2	1
<b>TOTAL</b>	<b>237</b>	<b>187</b>	<b>33</b>	<b>8</b>	<b>9</b>

## LANDS

MINISTER FOR LANDS	0	0	0	0	0
DEPARTMENT OF LANDS	132	88	31	12	1
VALUER'S REGISTRATION BOARD OF QLD	1	1	0	0	0
SURVEYORS BOARD OF QUEENSLAND	1	1	0	0	0
<b>TOTAL</b>	<b>134</b>	<b>90</b>	<b>31</b>	<b>12</b>	<b>1</b>

RESPONSE TIME - STATE GOVERNMENT AGENCIES

Portfolio/Agency	Determined	WITHIN 45 DAYS	WITHIN 60 DAYS	WITHIN 75 DAYS	OVER 75 DAYS
------------------	------------	-------------------	-------------------	-------------------	-----------------

Page 4

MINERALS & ENERGY

MINISTER FOR MINERALS & ENERGY	0	0	0	0	0
DEPARTMENT OF MINERALS & ENERGY	75	42	21	8	4
QUEENSLAND ELECTRICITY COMMISSION	21	20	0	1	0
FAR NORTH QLD ELECTRICITY BOARD	7	6	1	0	0
NORTH QUEENSLAND ELECTRICITY BOARD	4	4	0	0	0
THE CAPRICORNIA ELECTRICITY BOARD	2	2	0	0	0
WIDE BAY-BURNETT ELECTRICITY BOARD	2	2	0	0	0
SOUTH EAST QLD ELECTRICITY BOARD	11	10	1	0	0
QLD ELEC SUPPLY SUPERANNUATION BOARD	1	1	0	0	0
TOTAL	123	87	23	9	4

POLICE & EMERGENCY SERVICES

MINISTER FOR POLICE	0	0	0	0	0
QUEENSLAND POLICE SERVICE	575	236	55	69	215
* BUREAU OF EMERGENCY SERVICES	5	4	1	0	0
* QUEENSLAND AMBULANCE SERVICE	5	5	0	0	0
* QUEENSLAND FIRE SERVICE	9	7	2	0	0
QLD FIRE SERVICE SUPERANNUATION PLAN	0	0	0	0	0
QUEENSLAND CORRECTIVE SERVICES COMM.	97	25	6	7	59
TOTAL	691	277	64	76	274

\* On 18 October 1993 these agencies became part of the Queensland Emergency Services Portfolio

PREMIER, ECONOMIC & TRADE DEVELOPMENT

PREMIER	5	3	0	0	2
DEPARTMENT OF THE PREMIER	16	6	6	4	0
PARLIAMENTARY COMMISSIONER FOR ADMIN INV	20	11	3	2	4
ELECTORAL & ADMINISTRATIVE REVIEW COMM'N	0	0	0	0	0
PUBLIC SECTOR MANAGEMENT COMMISSION	6	5	1	0	0
TRUSTEES OF PARL CONTRIBUTION SUPER FUND	0	0	0	0	0
OFFICE OF THE CABINET	7	4	0	2	1
QUEENSLAND AUDIT OFFICE	1	1	0	0	0
TOTAL	55	30	10	8	7

PRIMARY INDUSTRIES

MINISTER FOR PRIMARY INDUSTRIES	0	0	0	0	0
DEPARTMENT OF PRIMARY INDUSTRIES	109	50	20	20	19
LIVESTOCK AND MEAT AUTHORITY OF QLD	1	1	0	0	0

# RESPONSE TIME - STATE GOVERNMENT AGENCIES

Portfolio/Agency ----- Page 5

	Determined	WITHIN 45 DAYS	WITHIN 60 DAYS	WITHIN 75 DAYS	OVER 75 DAYS
EGG MARKETING BOARD	0	0	0	0	0
AGRI CHEM DIST CONTROL BOARD	6	3	2	1	0
CHICKEN MEAT INDUSTRY COMMITTEE	0	0	0	0	0
QLD DAIRY INDUSTRY AUTHORITY	4	3	1	0	0
SUGAR EXPERIMENTS STATIONS BOARD	0	0	0	0	0
VETERINARY SURGEONS BOARD	0	0	0	0	0
QLD FISH MANAGEMENT AUTHORITY	3	2	1	0	0
QLD EGG INDUSTRY MANAGEMENT AUTHORITY	1	0	0	0	1
GRAINCO QLD CO-OPERATIVE ASSOCIATION LTD	1	0	0	0	1
SOUTH EAST QUEENSLAND WATER BOARD	1	1	0	0	0
QUEENSLAND COMMERCIAL FISHERMEN'S ORGNTN	1	0	0	0	1
QLD DAIRY INDUSTRY POLICY COUNCIL	0	0	0	0	0
PIONEER RIVER IMPROVEMENT TRUST	1	1	0	0	0
COREEN WATER BOARD	2	2	0	0	0
TOTAL	130	63	24	21	22

## QLD EMERGENCY SERVICES, RURAL COMM & CON. AF

MINISTER FOR QLD EMERGENCY SERVICES	0	0	0	0	0
OFFICE OF RURAL COMMUNITIES	2	0	1	1	0
DEPARTMENT OF QUEENSLAND EMERGENCY SERV.	6	2	3	1	0
OFFICE OF CONSUMER AFFAIRS	35	13	9	12	1
QUEENSLAND AMBULANCE SERVICE	11	8	2	1	0
QUEENSLAND FIRE SERVICE	8	2	5	1	0
TOTAL	62	25	20	16	1

## TOURISM, SPORT & RACING

MINISTER FOR TOURISM, SPORT & RACING	0	0	0	0	0
DEPARTMENT OF TOURISM, SPORT & RACING	25	8	15	0	2
TOTALISATOR ADMINISTRATION BOARD OF QLD	1	1	0	0	0
QUEENSLAND HARNES RACING BOARD	1	1	0	0	0
GREYHOUND RACING CONTROL BOARD OF QLD	1	1	0	0	0
TRUSTEES OF ALBION PARK PACEWAY	1	1	0	0	0
QUEENSLAND PRINCIPAL CLUB	3	2	0	0	0
QUEENSLAND TOURIST & TRAVEL CORPORATION	1	0	0	0	1
TRUSTEES OF LANG PARK	1	1	0	0	0
TOTAL	34	15	15	1	3

RESPONSE TIME - STATE GOVERNMENT AGENCIES

Portfolio/Agency ----- Page 6

TRANSPORT

	Determined	WITHIN 45 DAYS	WITHIN 60 DAYS	WITHIN 75 DAYS	OVER 75 DAYS
MINISTER FOR TRANSPORT	0	0	0	0	0
DEPARTMENT OF TRANSPORT	138	113	19	6	0
PORT OF BRISBANE AUTHORITY	3	1	2	0	0
CAIRNS PORT AUTHORITY	0	0	0	0	0
GLADSTONE PORT AUTHORITY	1	1	0	0	0
MACKAY PORT AUTHORITY	0	0	0	0	0
TOWNSVILLE PORT AUTHORITY	1	0	1	0	0
PORTS CORPORATION	1	0	0	1	0
QUEENSLAND RAIL	107	97	4	3	3
TOTAL	251	212	26	10	3

TREASURY

TREASURER	38	18	13	7	0
DEPARTMENT OF THE TREASURY	2	2	0	0	0
BRD TRUSTEES GOVT OFFICERS' SUPER TRUST	105	101	3	1	0
BRD TRUSTEES STATE PUB SECTOR SUPER FUND	24	24	0	0	0
STATE SERVICE SUPERANNUATION BOARD	3	3	0	0	0
POLICE SUPERANNUATION BOARD	0	0	0	0	0
GOVERNMENT SUPERANNUATION OFFICE	6	4	1	0	1
QUEENSLAND INDUSTRY DEVELOPMENT CORPORAT	178	152	17	8	1
TOTAL	378	312	34	16	2

GRAND TOTAL	6,845	4,598	782	587	778
-------------	-------	-------	-----	-----	-----

**FEES & CHARGES NOTIFIED AND COLLECTED - STATE GOVERNMENT AGENCIES**

Portfolio/Agency ----- Page 1

Portfolio/Agency	FEES	DEPOSITS		CHARGES		TOTAL Collected
		Notified	Collected	Notified	Collected	
<b>ADMINISTRATIVE SERVICES</b>						
ADMINISTRATIVE SERVICES DEPARTMENT	630.00	0.00	0.00	410.00	410.00	1040.00
<b>PORTFOLIO TOTAL</b>	<b>630.00</b>	<b>0.00</b>	<b>0.00</b>	<b>410.00</b>	<b>410.00</b>	<b>1040.00</b>

<b>BUSINESS, INDUSTRY &amp; REGN'L DEVELOPMENT</b>						
MINISTER FOR BUSINESS, INDUSTRY & R.DEV	90.00	0.00	0.00	0.00	0.00	90.00
<b>PORTFOLIO TOTAL</b>	<b>90.00</b>	<b>0.00</b>	<b>0.00</b>	<b>0.00</b>	<b>0.00</b>	<b>90.00</b>

<b>CONSUMER AFFAIRS &amp; CORRECTIVE SERVICES</b>						
DEPARTMENT OF CONSUMER AFFAIRS	390.00	0.00	0.00	260.50	260.50	650.50
* CORRECTIVE SERVICES COMMISSION	60.00	0.00	0.00	0.00	0.00	60.00
<b>PORTFOLIO TOTAL</b>	<b>450.00</b>	<b>0.00</b>	<b>0.00</b>	<b>260.50</b>	<b>260.50</b>	<b>710.50</b>

\* On 18 October 1993 the Department of Consumer Affairs became part of the old Emergency Services Portfolio.

<b>EMPLOYMENT, VOCATIONAL EDUCATION, TRAINING &amp; INDUSTRIAL RELATIONS</b>						
D.E.V.E.T.I.R.	2610.00	0.00	0.00	1017.50	988.00	3598.00
WORKER'S COMPENSATION BOARD	330.00	0.00	0.00	50.00	58.00	388.00
BUILDING & CONSTRUCTION LONG SERVICE LVE BRD	30.00	0.00	0.00	0.00	0.00	30.00
<b>PORTFOLIO TOTAL</b>	<b>2970.00</b>	<b>0.00</b>	<b>0.00</b>	<b>1067.50</b>	<b>1046.00</b>	<b>4016.00</b>

<b>EDUCATION</b>						
DEPARTMENT OF EDUCATION	1740.00	0.00	0.00	755.50	754.00	2494.00
BOARD OF SENIOR SECONDARY SCHOOL STUDIES	60.00	0.00	0.00	9.50	0.00	60.00
UNIVERSITY OF QUEENSLAND	150.00	0.00	0.00	28.50	28.50	178.50
GRIFFITH UNIVERSITY	0.00	0.00	0.00	30.00	30.00	30.00
JAMES COOK UNIVERSITY OF NORTHERN AUST	30.00	0.00	0.00	0.00	0.00	30.00
QUEENSLAND UNIVERSITY OF TECHNOLOGY	120.00	0.00	0.00	0.00	0.00	120.00
UNIVERSITY OF SOUTHERN QUEENSLAND	150.00	0.00	0.00	77.50	77.50	227.50
<b>PORTFOLIO TOTAL</b>	<b>2250.00</b>	<b>0.00</b>	<b>0.00</b>	<b>901.00</b>	<b>890.00</b>	<b>3140.00</b>

<b>ENVIRONMENT &amp; HERITAGE</b>						
DEPT. OF ENVIRONMENT & HERITAGE	1050.00	0.00	0.00	915.56	990.50	2040.50
QUEENSLAND NATIONAL PARKS	390.00	0.00	0.00	88.00	43.00	433.00
BEACH PROTECTION AUTHORITY	60.00	0.00	0.00	0.00	0.00	60.00
WET TROPICS AUTHORITY	150.00	0.00	0.00	42.00	42.00	192.00
QUEENSLAND HERITAGE COUNCIL	120.00	0.00	0.00	33.50	109.50	229.50
RECREATION AREAS AUTHORITY	30.00	0.00	0.00	0.00	0.00	30.00
<b>PORTFOLIO TOTAL</b>	<b>1800.00</b>	<b>0.00</b>	<b>0.00</b>	<b>1079.06</b>	<b>1185.00</b>	<b>2985.00</b>

**Appendix J**

**Application fees and photocopying charges**

**Government Agencies**



**FEEs & CHARGES NOTIFIED AND COLLECTED - STATE GOVERNMENT AGENCIES**

Portfolio/Agency

Page 2

	FEES	DEPOSITS	CHARGES	TOTAL
		Notified	Collected	Collected
FAMILY SERV., ABORIGINAL & ISL. AFFAIRS				
DEPARTMENT OF FAMILY SERVICES	810.00	0.00	184.00	994.00
PORTFOLIO TOTAL	810.00	0.00	184.00	994.00
HOUSING, LOCAL GOVERNMENT & PLANNING				
DEPARTMENT OF HOUSING & LOCAL GOVERNMENT	960.00	0.00	1369.00	1964.50
QLD BUILDING SERVICES AUTHORITY	870.00	0.00	114.50	991.50
PORTFOLIO TOTAL	1830.00	0.00	1483.50	2956.00
HEALTH				
DEPARTMENT OF HEALTH	600.00	12.00	4013.00	1767.50
BRISBANE NORTH REGIONAL HEALTH AUTHORITY	480.00	0.00	1049.00	1254.50
BRISBANE SOUTH REGIONAL HEALTH AUTHORITY	330.00	0.00	452.50	691.00
DARLING DOWNS REGIONAL HEALTH AUTHORITY	390.00	0.00	435.00	518.50
NORTHERN REGIONAL HEALTH AUTHORITY	60.00	0.00	0.00	60.00
P&TS REGIONAL HEALTH AUTHORITY	150.00	0.00	470.50	366.50
SOUTH COAST REGIONAL HEALTH AUTHORITY	300.00	0.00	0.00	300.00
WEST MORETON REGIONAL HEALTH AUTHORITY	300.00	0.00	40.00	326.50
WIDE BAY REGIONAL HEALTH AUTHORITY	60.00	0.00	11.50	60.00
MEDICAL & OTHER BOARDS	120.00	0.00	120.50	441.50
HEALTH RIGHTS COMMISSION	30.00	0.00	0.00	30.00
PATIENT REVIEW TRIBUNAL	30.00	0.00	3.00	33.00
PORTFOLIO TOTAL	2850.00	12.00	6595.00	5849.00
JUSTICE & ATTORNEY-GENERAL				
DEPARTMENT OF JUSTICE & ATTORNEY-GENERAL	720.00	0.00	386.50	1106.50
OFFICE OF THE DIRECTOR OF PROSECUTIONS	30.00	0.00	0.00	30.00
PUBLIC TRUST OFFICE	270.00	0.00	102.50	372.50
QUEENSLAND STATE LIBRARY	30.00	0.00	8.00	38.00
LEGAL AID OFFICE (QUEENSLAND)	60.00	0.00	0.00	60.00
CRIMINAL JUSTICE COMMISSION	690.00	0.00	356.00	1021.50
PORTFOLIO TOTAL	1800.00	0.00	853.00	2628.50
LANDS				
DEPARTMENT OF LANDS	3165.00	0.00	1805.50	4940.00
VALUER'S REGISTRATION BOARD OF QLD	30.00	0.00	0.00	30.00
SURVEYOR'S BOARD OF QUEENSLAND	30.00	0.00	154.00	184.00
PORTFOLIO TOTAL	3225.00	0.00	1959.50	5154.00
MINERALS & ENERGY				
DEPARTMENT OF MINERALS & ENERGY	960.00	0.00	273.00	1181.00
QUEENSLAND ELECTRICITY COMMISSION	270.00	0.00	0.00	270.00
FAR NORTH QLD ELECTRICITY BOARD	60.00	0.00	4.00	64.00

# FEES & CHARGES NOTIFIED AND COLLECTED - STATE GOVERNMENT AGENCIES

Portfolio/Agency ----- Page 3

	FEES		DEPOSITS		CHARGES		TOTAL
	Notified	Collected	Notified	Collected	Notified	Collected	
NORTH QUEENSLAND ELECTRICITY BOARD	90.00	0.00	0.00	0.00	41.50	39.00	129.00
THE CAPRICORNIA ELECTRICITY BOARD	30.00	0.00	0.00	0.00	0.00	0.00	30.00
WIDE BAY-BURNETT ELECTRICITY BOARD	0.00	0.00	0.00	0.00	0.50	0.00	0.00
SOUTH EAST QLD ELECTRICITY BOARD	180.00	0.00	0.00	0.00	24.00	24.00	204.00
PORTFOLIO TOTAL	1500.00	0.00	0.00	0.00	343.00	288.00	1878.00

<b>POLICE &amp; EMERGENCY SERVICES</b>							
QUEENSLAND POLICE SERVICE	11880.00	0.00	45.00	0.00	3101.50	2485.00	14410.00
* BUREAU OF EMERGENCY SERVICES	60.00	0.00	0.00	0.00	0.00	0.00	60.00
* QUEENSLAND FIRE SERVICE	210.00	0.00	19.00	0.00	512.50	12.50	241.50
QUEENSLAND CORRECTIVE SERVICES COMM.	270.00	0.00	0.00	0.00	0.00	0.00	270.00
PORTFOLIO TOTAL	12420.00	0.00	64.00	0.00	3614.00	2497.50	14981.50

\* On 18 October 1993 these agencies became part of the Queensland Emergency Services Portfolio.

<b>PREMIER, ECONOMIC &amp; TRADE DEVELOPMENT</b>							
PREMIER	30.00	0.00	0.00	0.00	25.00	25.00	55.00
DEPARTMENT OF THE PREMIER	480.00	0.00	0.00	0.00	446.00	391.00	871.00
PARLIAMENTARY COMMISSIONER FOR ADMIN INV	120.00	21.50	0.00	0.00	165.50	182.50	302.50
PUBLIC SECTOR MANAGEMENT COMMISSION	60.00	0.00	0.00	0.00	0.00	10.50	70.50
OFFICE OF THE CABINET	120.00	0.00	0.00	0.00	16.50	16.50	136.50
QUEENSLAND AUDIT OFFICE	30.00	0.00	0.00	0.00	0.00	0.00	30.00
PORTFOLIO TOTAL	840.00	21.50	0.00	0.00	653.00	625.50	1465.50

<b>PRIMARY INDUSTRIES</b>							
MINISTER FOR PRIMARY INDUSTRIES	60.00	0.00	0.00	0.00	0.00	0.00	60.00
DEPARTMENT OF PRIMARY INDUSTRIES	3030.00	1815.00	241.00	0.00	10709.00	2823.00	6094.00
LIVESTOCK AND MEAT AUTHORITY OF QLD	30.00	0.00	0.00	0.00	0.00	0.00	30.00
AGRI CHEM DIST CONTROL BOARD	180.00	0.00	0.00	0.00	84.50	0.00	180.00
QLD DAIRY INDUSTRY AUTHORITY	120.00	0.00	0.00	0.00	42.00	0.00	120.00
QLD FISH INDUSTRY AUTHORITY	90.00	0.00	0.00	0.00	35.50	13.00	103.00
QLD EGG INDUSTRY MANAGEMENT AUTHORITY	30.00	0.00	0.00	0.00	165.50	165.50	195.50
GRAINCO QLD CO-OPERATIVE ASSOCIATION LTD	30.00	0.00	0.00	0.00	0.00	0.00	30.00
SOUTH EAST QUEENSLAND WATER BOARD	90.00	0.00	0.00	0.00	21.00	0.00	90.00
QUEENSLAND COMMERCIAL FISHERMEN'S ORGNITN	30.00	0.00	0.00	0.00	0.00	0.00	30.00
COREEN WATER BOARD	30.00	0.00	0.00	0.00	18.00	18.00	48.00
PORTFOLIO TOTAL	3720.00	1815.00	241.00	0.00	11075.50	3019.50	6980.50

<b>QLD EMERGENCY SERVICES, RURAL COMM &amp; CON. AF</b>							
OFFICE OF RURAL COMMUNITIES	30.00	0.00	0.00	0.00	40.00	40.00	70.00
DEPARTMENT OF QUEENSLAND EMERGENCY SERV.	180.00	0.00	0.00	0.00	49.00	49.00	229.00
QUEENSLAND FIRE SERVICE	60.00	0.00	0.00	0.00	2.50	2.50	62.50
OFFICE OF CONSUMER AFFAIRS	960.00	0.00	0.00	0.00	398.50	388.00	1348.00

**FEES & CHARGES NOTIFIED AND COLLECTED - STATE GOVERNMENT AGENCIES**

Portfolio/Agency	FEES		DEPOSITS		CHARGES		TOTAL
	Notified	Collected	Notified	Collected	Notified	Collected	

Page 4

QUEENSLAND AMBULANCE SERVICE	270.00	0.00	0.00	0.00	1.00	1.00	271.00
QUEENSLAND FIRE SERVICE	120.00	0.00	0.00	0.00	18.00	18.00	138.00
<b>PORTFOLIO TOTAL</b>	<b>1620.00</b>	<b>0.00</b>	<b>0.00</b>	<b>0.00</b>	<b>509.00</b>	<b>498.50</b>	<b>2118.50</b>

**TOURISM, SPORT & RACING**

DEPARTMENT OF TOURISM, SPORT & RACING	990.00	0.00	0.00	0.00	0.00	0.00	990.00
TOTALISATOR ADMINISTRATION BOARD OF QLD	30.00	0.00	0.00	0.00	0.00	0.00	30.00
QUEENSLAND HARNES RACING BOARD	30.00	0.00	0.00	0.00	0.00	0.00	30.00
GREYHOUND RACING CONTROL BOARD OF QLD	30.00	0.00	0.00	0.00	0.00	0.00	30.00
TRUSTEES OF ALBION PARK PACEWAY	30.00	0.00	0.00	0.00	0.00	0.00	30.00
QUEENSLAND PRINCIPAL CLUB	30.00	0.00	0.00	0.00	16.00	0.00	30.00
QUEENSLAND TOURIST & TRAVEL CORPORATION	30.00	0.00	0.00	0.00	0.00	0.00	30.00
TRUSTEES OF LANG PARK	30.00	0.00	0.00	0.00	0.00	0.00	30.00
<b>PORTFOLIO TOTAL</b>	<b>1200.00</b>	<b>0.00</b>	<b>0.00</b>	<b>0.00</b>	<b>16.00</b>	<b>0.00</b>	<b>1200.00</b>

**TRANSPORT**

DEPARTMENT OF TRANSPORT	3690.00	0.00	0.00	0.00	1828.50	1309.00	4999.00
PORT OF BRISBANE AUTHORITY	90.00	0.00	0.00	0.00	25.00	0.00	90.00
GLADSTONE PORT AUTHORITY	30.00	0.00	0.00	0.00	58.50	58.50	88.50
TOWNSVILLE PORT AUTHORITY	30.00	0.00	0.00	0.00	0.00	0.00	30.00
PORTS CORPORATION	30.00	0.00	0.00	0.00	147.50	147.50	177.50
QUEENSLAND RAIL	0.00	0.00	0.00	0.00	154.00	0.00	0.00
<b>PORTFOLIO TOTAL</b>	<b>3870.00</b>	<b>0.00</b>	<b>0.00</b>	<b>0.00</b>	<b>2213.50</b>	<b>1515.00</b>	<b>5385.00</b>

**TREASURY**

DEPARTMENT OF THE TREASURY	1020.00	0.00	0.00	0.00	376.50	373.50	1393.50
QUEENSLAND INDUSTRY DEVELOPMENT CORPORAT	30.00	0.00	0.00	0.00	0.00	0.00	30.00
<b>PORTFOLIO TOTAL</b>	<b>1050.00</b>	<b>0.00</b>	<b>0.00</b>	<b>0.00</b>	<b>376.50</b>	<b>373.50</b>	<b>1423.50</b>

<b>GRAND TOTAL</b>	<b>45015.00</b>	<b>1848.00</b>	<b>414.50</b>	<b>33593.50</b>	<b>19565.00</b>		<b>64995.00</b>
--------------------	-----------------	----------------	---------------	-----------------	-----------------	--	-----------------

NUMBER OF APPLICATIONS - LOCAL GOVERNMENT

Local Government	On hand 1 JUL	Received	Dispatched ON T/FER	Withdrawn	Total	Finalised 30 JUN	On hand 30 JUN C/FWD	INTERNAL REVIEWS	
	B/FWD							Recvd.	% of Applns
ALBERT SHIRE	5	44	0	0	49	47	2	0	0.0
BEAUFORT SHIRE	1	9	0	0	10	9	1	1	11.1
BOONAH SHIRE	0	1	0	0	1	1	0	0	0.0
BOWEN SHIRE	0	2	0	0	2	2	0	0	0.0
BRISBANE CITY	22	134	1	12	143	126	17	0	0.0
BROADSOUND SHIRE	0	1	0	0	1	0	1	0	0.0
BUNDABERG CITY	1	2	0	1	2	1	1	0	0.0
BURDEKIN SHIRE	0	2	0	0	2	2	0	0	0.0
BURNETT SHIRE COUNCIL	0	2	0	0	2	1	1	0	0.0
CABOOLTURE SHIRE	3	4	0	0	7	6	1	0	0.0
CAIRNS CITY	2	14	0	5	11	9	2	0	0.0
CALLIOPE SHIRE	0	0	0	0	0	0	0	0	0.0
CALOUNDRA CITY	2	29	1	3	27	26	1	3	11.5
CAMBOOYA SHIRE	0	1	0	0	1	1	0	0	0.0
CARDWELL SHIRE	0	1	0	0	1	1	0	0	0.0
CHARTERS TOWERS CITY	0	2	0	0	2	2	0	0	0.0
CLIFTON SHIRE	0	1	0	0	1	1	0	0	0.0
COOK SHIRE	3	4	0	0	7	4	3	0	0.0
COOLOOLA SHIRE COUNCIL	0	4	0	0	4	3	1	0	0.0
CROWS NEST SHIRE	0	2	0	0	2	2	0	0	0.0
DOUGLAS SHIRE	0	6	0	0	6	6	0	0	0.0
DUARINGA SHIRE	0	4	0	0	4	4	0	0	0.0
EACHAM SHIRE	0	2	0	0	2	2	0	0	0.0
EMERALD SHIRE	0	3	0	0	3	3	0	0	0.0
ESK SHIRE	0	6	0	0	6	6	0	0	0.0
ETHERIDGE SHIRE	0	1	0	0	1	1	0	0	0.0
GATTON SHIRE	0	9	0	1	8	8	0	0	0.0
GLADSTONE CITY	2	3	0	0	5	4	1	0	0.0
GOLD COAST CITY	4	26	0	7	23	14	9	0	0.0
GOONDIWINDI TOWN	0	1	0	0	1	1	0	0	0.0
HERBERTON SHIRE	0	1	0	0	1	1	0	0	0.0
HERVEY BAY CITY	0	7	0	0	7	7	0	0	0.0
IPSWICH CITY	7	22	0	0	29	28	1	2	7.1
MT. ISA CITY	0	2	0	0	2	1	1	0	0.0
JOHNSTONE SHIRE	0	7	0	3	4	3	1	0	0.0
KILCOY SHIRE	0	2	0	0	2	2	0	0	0.0
KINGAROOY SHIRE	0	7	0	0	7	7	0	0	0.0
LAIDLEY SHIRE	2	11	0	0	13	13	0	0	0.0
LIVINGSTONE SHIRE	2	5	0	0	7	6	1	0	0.0
LOGAN CITY	10	24	0	2	32	24	8	1	4.2
MACKAY CITY	0	6	0	0	6	5	1	0	0.0
MAREEBA SHIRE	0	3	0	0	3	3	0	0	0.0

Appendix K

Number of applications

Local Government Councils

NUMBER OF APPLICATIONS - LOCAL GOVERNMENT

Local Government	On hand 1 JUL B/FWD	Received	Dispatched ON T/FER	Withdrawn	Total	Finalised 30 JUN	On hand 30 JUN C/FWD	INTERNAL REVIEWS	
								Recvd.	% of Applns
MAROOCHY SHIRE	4	17	0	4	17	17	0	3	17.6
MARYBOROUGH CITY	0	3	0	0	3	3	0	1	33.3
MIRANI SHIRE	0	1	0	0	1	1	0	0	0.0
MIRIAM VALE SHIRE	0	1	0	0	1	1	0	0	0.0
MORETON SHIRE	0	13	0	0	13	13	0	0	0.0
MT. MORGAN SHIRE	0	1	0	0	1	1	0	0	0.0
MULGRAVE SHIRE	7	44	1	3	47	45	2	8	17.8
MURGON SHIRE	0	3	0	0	3	3	0	0	0.0
NANANGO SHIRE	0	1	0	0	1	1	0	0	0.0
NOOSA SHIRE	1	9	0	2	8	6	2	1	16.7
PEAK DOWNS SHIRE	0	1	0	0	1	1	0	0	0.0
PERRY SHIRE	0	1	0	0	1	1	0	0	0.0
PINE RIVERS SHIRE	5	20	1	0	24	24	0	1	4.2
PITTSWORTH SHIRE	0	1	0	0	1	1	0	0	0.0
REDCLIFFE CITY	0	12	0	0	12	11	1	2	18.2
REDLAND SHIRE	6	38	0	2	42	39	3	6	15.4
RICHMOND SHIRE	0	2	0	0	2	2	0	0	0.0
ROCKHAMPTON CITY	8	26	0	1	33	22	11	0	0.0
STANTHORPE SHIRE	0	1	0	0	1	1	0	0	0.0
THURINGOWA CITY	2	15	0	1	16	14	2	1	7.1
TIARO SHIRE	0	2	0	0	2	2	0	0	0.0
TOOWOOMBA CITY	1	13	0	5	9	8	1	0	0.0
TOWNSVILLE CITY	4	8	0	1	11	8	3	0	0.0
WAMBO SHIRE	0	2	0	0	2	2	0	0	0.0
WHITSUNDAY SHIRE	0	4	0	1	3	3	0	0	0.0
WIDGEE SHIRE	1	0	0	1	0	0	0	0	0.0
WONDAL SHIRE	0	1	0	0	1	1	0	0	0.0
WOONGARRA SHIRE	1	0	0	0	1	1	0	0	0.0
GRAND TOTAL	106	657	6	55	704	624	80	30	4.8

NUMBER OF APPLICATIONS - LOCAL GOVERNMENT - TOP 10

Local Authority	On hand 1 JUL B/FWD	Received	Dispatched ON T/FER	Withdrawn	Total	Finalised 30 JUN	On hand 30 JUN C/FWD	INTERNAL REVIEWS	
								Recvd.	% of Applns
BRISBANE CITY	22	134	1	12	143	126	17	0	0.0
ALBERT SHIRE	5	44	0	0	49	47	2	0	0.0
MULGRAVE SHIRE	7	44	1	3	47	45	2	8	17.8
REDLAND SHIRE	6	38	0	2	42	39	3	6	15.4
ROCKHAMPTON CITY	8	26	0	1	33	22	11	0	0.0
LOGAN CITY	10	24	0	2	32	24	8	1	4.2
IPSWICH CITY	7	22	0	0	29	28	1	2	7.1
CALOUNDRA CITY	2	29	1	3	27	26	1	3	11.5
PINE RIVERS SHIRE	5	20	1	0	24	24	0	1	4.2
GOLD COAST CITY	4	26	0	7	23	14	9	0	0.0

Page 1

The following Local Governments returned a NIL Return:

BARCOO SHIRE  
CLONCURRY SHIRE  
CROYDON SHIRE  
DALRYMPLE SHIRE  
FITZROY SHIRE  
GAYDAH SHIRE  
INGLEWOOD SHIRE  
LONGREACH SHIRE  
MORNINGTON SHIRE  
MURILLA SHIRE  
NEBO SHIRE  
WAGAMBA SHIRE

The following Local Governments did not lodge a Return for the 1993/94 year:

DALBY TOWN  
DIAMANTINA SHIRE  
KILKIVAN SHIRE  
MURNEH SHIRE  
ROMA TOWN  
WARWICK SHIRE

AMENDMENT OF INFORMATION APPLICATIONS - LOCAL GOVERNMENT

Local Government

----- Page 1

	On hand 1 JUL B/FWD	Received	Total	Finalised	On hand 30 JUN C/FWD	Documents Altered	Documents Notated	Documents Altr/Noted	Amendment Refused
ALBERT SHIRE	0	1	1	1	0	0	0	0	5
IPSWICH CITY	0	1	1	1	0	0	0	0	0
MAREEBA SHIRE	0	1	1	1	0	0	1	0	0
WOONGARRA SHIRE	0	0	0	0	0	0	0	0	0
GRAND TOTAL	0	3	3	3	0	0	1	0	5

Appendix L

Amendment of information  
applications

Local Government Councils



# Appendix M

Types of applications received from  
1 July 1993 to 30 June 1994

## Local Government Councils

### TYPES OF APPLICATIONS - LOCAL GOVERNMENT

Local Government	Personal Number	Personal %	Non-personal Number	Non-personal %	Total
ALBERT SHIRE	24	54.5	20	45.5	44
BEAUDESERT SHIRE	3	33.3	6	66.7	9
BOONAH SHIRE	1	100.0	0	0.0	1
BOWEN SHIRE	0	0.0	2	100.0	2
BRISBANE CITY	21	17.1	102	82.9	123
BROADSOUND SHIRE	0	0.0	1	100.0	1
BUNDABERG CITY	0	0.0	1	100.0	1
BUNGIL SHIRE	0	0.0	0	0.0	0
BURDEKIN SHIRE	1	50.0	1	50.0	2
BURNETT SHIRE COUNCIL	2	100.0	0	0.0	2
CABOOLTURE SHIRE	2	50.0	2	50.0	4
CAIRNS CITY	0	0.0	9	100.0	9
CALLIOPE SHIRE	0	0.0	0	0.0	0
CALOUNDRA CITY	6	24.0	19	76.0	25
CAMBOOYA SHIRE	0	0.0	1	100.0	1
CARDWELL SHIRE	1	100.0	0	0.0	1
CHARTERS TOWERS CITY	2	100.0	0	0.0	2
CLIFTON SHIRE	0	0.0	1	100.0	1
COOK SHIRE	4	100.0	0	0.0	4
COOLOOLA SHIRE COUNCIL	1	25.0	3	75.0	4
CROWS NEST SHIRE	0	0.0	2	100.0	2
DOUGLAS SHIRE	0	0.0	6	100.0	6
DUARINGA SHIRE	3	75.0	1	25.0	4
EACHAM SHIRE	1	50.0	1	50.0	2
EMERALD SHIRE	0	0.0	3	100.0	3
ESK SHIRE	4	66.7	2	33.3	6
ETHERIDGE SHIRE	0	0.0	1	100.0	1
GATTON SHIRE	2	25.0	6	75.0	8
GLADSTONE CITY	0	0.0	3	100.0	3
GOLD COAST CITY	0	0.0	20	100.0	20
GOONDIWINDI TOWN	0	0.0	1	100.0	1
HERBERTON SHIRE	0	0.0	1	100.0	1
HERVEY BAY CITY	6	85.7	1	14.3	7
IPSWICH CITY	16	72.7	6	27.3	22
MT. ISA CITY	0	0.0	2	100.0	2
JOHNSTONE SHIRE	1	25.0	3	75.0	4
KILCOY SHIRE	2	100.0	0	0.0	2
KINGAROOY SHIRE	0	0.0	7	100.0	7
LAILY SHIRE	5	45.5	6	54.5	11
LIVINGSTONE SHIRE	1	20.0	4	80.0	5
LOGAN CITY	12	52.2	11	47.8	23
MACKAY CITY	1	16.7	5	83.3	6
MAREEBA SHIRE	0	0.0	3	100.0	3

Page 1

TYPES OF APPLICATIONS - LOCAL GOVERNMENT

Local Government	Personal		Non-personal		Total
	Number	%	Number	%	
MAROOCHY SHIRE	6	46.2	7	53.8	13
MARYBOROUGH CITY	1	33.3	2	66.7	3
MIRANI SHIRE	0	0.0	1	100.0	1
MIRIAM VALE SHIRE	0	0.0	1	100.0	1
MORETON SHIRE	6	46.2	7	53.8	13
MT. MORGAN SHIRE	1	100.0	0	0.0	1
MULGRAVE SHIRE	11	27.5	29	72.5	40
MURGON SHIRE	2	66.7	1	33.3	3
NAMANGO SHIRE	0	0.0	1	100.0	1
NOOSA SHIRE	3	42.9	4	57.1	7
PEAK DOWNS SHIRE	0	0.0	1	100.0	1
PERRY SHIRE	1	100.0	0	0.0	1
PINE RIVERS SHIRE	1	5.3	18	94.7	19
PITTSWORTH SHIRE	0	0.0	1	100.0	1
REDCLIFFE CITY	10	83.3	2	16.7	12
REDLAND SHIRE	15	41.7	21	58.3	36
RICHMOND SHIRE	0	0.0	2	100.0	2
ROCKHAMPTON CITY	18	72.0	7	28.0	25
STANTHORPE SHIRE	1	100.0	0	0.0	1
THURINGOMA CITY	8	57.1	6	42.9	14
TIARO SHIRE	0	0.0	2	100.0	2
TOOWOOMBA CITY	3	33.3	6	66.7	9
TOWNSVILLE CITY	1	14.3	6	85.7	7
WAMBO SHIRE	1	50.0	1	50.0	2
WHITSUNDAY SHIRE	0	0.0	3	100.0	3
WIDGEE SHIRE	0	0.0	0	0.0	0
WONDAI SHIRE	1	100.0	0	0.0	1
WOONGARRA SHIRE	0	0.0	0	0.0	0
GRAND TOTAL	212	35.1	392	64.9	604

Page 2

TYPES OF APPLICATIONS - LOCAL GOVERNMENT - TOP 10

Local Government	Personal		Non-personal		Total
	Number	%	Number	%	
-----	-----	-----	-----	-----	-----
BRISBANE CITY	21	17.1	102	82.9	123
ALBERT SHIRE	24	54.5	20	45.5	44
MULGRAVE SHIRE	11	27.5	29	72.5	40
REDLAND SHIRE	15	41.7	21	58.3	36
CALOUNDRA CITY	6	24.0	19	76.0	25
ROCKHAMPTON CITY	18	72.0	7	28.0	25
LOGAN CITY	12	52.2	11	47.8	23
IPSWICH CITY	16	72.7	6	27.3	22
GOLD COAST CITY	0	0.0	20	100.0	20
PINE RIVERS SHIRE	1	5.3	18	94.7	19

Page 1

**ACTION ON APPLICATIONS - LOCAL GOVERNMENT**

Local Government Officer/Designation	Applications Considered	Access in FULL	Access in PART	Access REFUSED	% of documents RELEASED in FULL or PART	Provisions Invoked [No. of times]	Legend N = Non-personal P = Personal
ALBERT SHIRE							
KAVANAGH A, FOI DECISION-MAKER	N 20	16	3	1	98.8	42(1)(b)	[31]
	P 26	13	11	2	100.0	41(1) 42(1)(b) 44(1) 46(1)(a)	[2] [29] [5] [1]
MOORE T R, PRINCIPAL OFFICER	P 1	0	1	0	75.0	42(1)(b)	[3]
BEAUFORT SHIRE							
HEVESI E, SEN. ADMIN OFFICER	N 3 P 1	2 0	0 1	1 0	100.0 100.0	46(1)(b)	[2]
SWANBOROUGH D, ASS. SHIRE CLERK	N 3	2	1	0	100.0	46(1)(b)	[7]
	P 2	0	2	0	100.0	46(1)(a) 46(1)(b)	[9] [3]
BOONAH SHIRE							
SMILES D, FOI COORDINATOR	P 1	0	1	0	100.0	42(1)(b)	[10]
BOWEN SHIRE							
CROPPER O E, DEPUTY CEO	N 2	1	1	0	94.3	45(1)(b)	[23]
BRISBANE CITY							
METCALFE R N, TOWN CLERK	N 89	57	25	7	41.5	40(c) 41(1) 42(1)(b) 42(1)(e) 42(1)(f) 42(1)(g) 42(1)(h) 43(1) 44(1) 45(1)(a) 45(1)(b) 45(1)(c)	[55] [439] [162] [105] [105] [75] [105] [318] [179] [30] [459] [112]

Page 1

**Appendix N**

**Action on applications**

**Local Government Councils**

# ACTION ON APPLICATIONS - LOCAL GOVERNMENT

Local Government Officer/Designation	Applications Considered	Access in FULL	Access in PART	Access REFUSED	% of documents RELEASED in FULL or PART	Provisions Invoked [No. of times]	Legend N = Non-personal P = Personal
	P	26	13	12	1	98.1	45(3) [246] 46(1)(a) [30020] 46(1)(b) [192] 49 [271]
SMITH DI, ACTING TOWN CLERK	N	10	8	1	1	99.4	35/(s42) [1] 40(c) [19] 42(1)(a) [8] 42(1)(b) [91] 43(1) [14] 44(1) [27] 46(1)(b) [110]
BUNDABERG CITY							42(1)(a) [1] 42(1)(b) [25] 42(1)(d) [1] 42(1)(f) [25] 43(1) [15]
BAVINTON G M, DECISION MAKER	P	1	1	0	0	100.0	
BURDEKIN SHIRE							
MULCAHY D P, DEPUTY SHIRE CLERK	N	1	1	0	0	100.0	
	P	1	1	0	0	100.0	
BURNETT SHIRE COUNCIL							
EGAR M J, DIR-ENVIRON. SCE/S	P	1	0	1	0	100.0	41(1) [22]
CABOOLTURE SHIRE							
HALPIN W, FOIC	N	3	2	1	0	100.0	42(1)(b) [10]
	P	3	0	3	0	100.0	42(1)(a) [1] 42(1)(b) [5]

# ACTION ON APPLICATIONS - LOCAL GOVERNMENT

Local Government Officer/Designation	Applications Considered	Access in FULL	Access in PART	Access REFUSED	% of documents RELEASED in FULL or PART	Provisions Invoked [No. of times]	Legend N = Non-personal P = Personal
<b>CAIRNS CITY</b>							
HAWKES J, DIRECTOR TECHNICAL SERVICES	N	6	0	0	100.0		
HEDLEY B, DIRECTOR PLANNING & BUILDING	N	2	0	0	100.0		
HOLT K, DIRECTOR CORPORATE SERVICES	N	1	0	1	100.0	42(1)(c)	[1]
<b>CALOUNDRA CITY</b>							
ANDREWS J, FOI CO-ORDINATOR	N	19	11	7	1	96.9	[44] [9] [73] [5]
	P	7	1	5	1	97.9	[4] [44]
<b>CARDWELL SHIRE</b>							
KING G, SHIRE CLERK	P	1	1	0	0	100.0	
<b>CHARTERS TOMERS CITY</b>							
HEMLOW J, CEO	P	2	2	0	0	100.0	
<b>CLIFTON SHIRE</b>							
GURNEY R, DEPUTY CEO	N	1	0	1	0	91.7	45(1)(b) [7]
<b>COOK SHIRE</b>							
LOOSER H J, CO-ORDINATOR	P	4	4	0	0	100.0	
<b>COOLLOOLA SHIRE COUNCIL</b>							
MANSON C, DEPUTY SHIRE CLERK	N	2	2	0	0	100.0	
	P	1	1	0	0	100.0	
<b>CROWS NEST SHIRE</b>							
BOWE B, DEPUTY SHIRE CLERK	N	2	2	0	0	100.0	

# ACTION ON APPLICATIONS - LOCAL GOVERNMENT

Local Government Officer/Designation	Applications Considered	Access in FULL	Access in PART	Access REFUSED	% of documents RELEASED in FULL or PART	Provisions Invoked [No. of times]	Legend N = Non-personal P = Personal
<b>DOUGLAS SHIRE</b>							
BARTON I, FOI COORDINATOR	N 6	1	2	3	100.0	43(1) 44(1)	[2] [7]
<b>DUARINGA SHIRE</b>							
BRACK P, DEPUTY SHIRE CLERK	N 1	1	0	0	100.0		
	P 3	1	1	1	94.1	42(1)(b) 42(1)(d)	[8] [1]
<b>EACHAM SHIRE</b>							
TAYLOR L, DECISION-MAKER	N 1	1	0	0	100.0		
	P 1	0	1	0	100.0	21	[14]
<b>EMERALD SHIRE</b>							
HALL J, DEPUTY CEO	N 3	3	0	0	100.0		
<b>ESK SHIRE</b>							
HANGAN M, RECORDS MANAGER	N 2	1	1	0	100.0	46(1)(b)	[2]
	P 4	3	1	0	94.7	22(a)	[3]
<b>ETHERIDGE SHIRE</b>							
SKERRITT F H, PRINCIPAL OFFICER	N 1	0	1	0	14.3	22(a) 46(1)(b)	[4] [2]
<b>GATTON SHIRE</b>							
FILMER E, MANAGER-CORP. SCES	N 6	5	1	0	100.0	44(1)	[3]
	P 2	2	0	0	100.0		
<b>GLADSTONE CITY</b>							
WORMALD K, CEO	N 4	2	1	1	98.8	45(1)(a) 45(1)(b) 46(1)(a)	[1] [3] [1]

# ACTION ON APPLICATIONS - LOCAL GOVERNMENT

Local Government Officer/Designation	Applications Considered	Access in FULL	Access in PART	Access REFUSED	% of documents RELEASED in FULL or PART	Provisions Invoked [No. of times]	Legend N = Non-personal P = Personal
<b>GOLD COAST CITY</b>							
GARNHAM N, FOI COORDINATOR	N	14	7	3	4	65.5	22(c) [144] 27(4) [30] 42(1)(a) [3] 42(1)(b) [1] 43(1) [237] 44(1) [15] 45(1)(b) [104] 45(1)(c) [100]
<b>GOONDIVINDI TOWN</b>							
MCCONNELL L N, DEPUTY CEO	N	1	1	0	0	100.0	
<b>HERBERTON SHIRE</b>							
MALCOLM G, CEO	N	1	1	0	0	100.0	
<b>HERVEY BAY CITY</b>							
KRUGER S M, MANAGER - ADMIN.	N	1	0	1	0	99.7	43(1) [2]
P	P	6	3	2	1	99.4	42(1)(b) [4] 43(1) [1] 46(1)(a) [1]
<b>IPSWICH CITY</b>							
LEWIS R, A/RECORDS MANAGER	P	3	2	1	0	100.0	42(1)(b) [2]
SIMPSON C, RECORDS MANAGER	N	10	9	1	0	100.0	42(1)(j) [1] 44(1) [21]
P	P	13	9	4	0	100.0	42(1)(b) [7] 43(1) [1]
SMALLWOOD D, DEPUTY TOWN CLERK	N	2	1	1	0	100.0	44(1) [7]
<b>MT. ISA CITY</b>							
O'BRIEN A, DEPUTY TOWN CLERK	N	1	1	0	0	100.0	



# ACTION ON APPLICATIONS - LOCAL GOVERNMENT

Local Government Officer/Designation	Applications Considered	Access in FULL	Access in PART	Access REFUSED	% of documents RELEASED in FULL or PART	Provisions Invoked [No. of times]	Legend N = Non-personal P = Personal
<b>JOHNSTONE SHIRE</b>							
COLLETON M H, FOI COORDINATOR	N 2 P 1	2 1	0 0	0 0	100.0 100.0		
<b>KILCOY SHIRE</b>							
GAEDTKE C, ADMIN. OFFICER	P 2	1	1	0	100.0	42(1)(b)	[1]
<b>KINGARROY SHIRE</b>							
TURNER R, FOI COORDINATOR	N 7	6	1	0	100.0	44(1)	[1]
<b>LAIDLEY SHIRE</b>							
LANE E, FOI COORDINATOR	N 7	3	3	1	29.4	22(a) 43(1) 44(1) 45(1)(b) 45(1)(c) 45(3) 46(1)(a) 46(1)(b)	[6] [52] [1098] [1534] [1290] [1351] [410] [156]
<b>LIVINGSTONE SHIRE</b>							
PAINE M, DEPUTY SHIRE ENGINEER	N 1	1	0	0	100.0	46(1)(a) 46(1)(b)	[4] [4]
PEARSON D, SHIRE PLANNER	N 3	0	3	0	46.0	22(a)	[297]
THESSMAN R J, CHIEF ENVIRON HEALTH OFFIC	P 2	0	2	0	85.4	42(1)(b)	[35]
<b>LOGAN CITY</b>							
ROMEN T W, F O I COORDINATOR	N 8	4	3	1	99.7	42(1)(b) 43(1) 49	[16] [10] [2]
	P 16	5	11	0	90.3	42(1)(b) 42(1)(c)	[113] [4]

# ACTION ON APPLICATIONS - LOCAL GOVERNMENT

Local Government Officer/Designation	Applications Considered	Access in FULL	Access in PART	Access REFUSED	% of documents RELEASED in FULL or PART	Provisions Invoked	Legend N = Non-personal P = Personal
----- Page 7 -----							
MACKAY CITY							
LEYLAND M J, DIR CORPORATE SCES	N	2	1	1	0	97.5	43(1) [14] 44(1) [21] 45(1)(c) [9] 46(1)(a) [2]
TAIT J G, ACCOUNTANT	N	2	1	1	0	63.3	44(1) [1] 45(1)(b) [55] 45(1)(c) [55]
	P	1	0	1	0	100.0	42(1)(b) [3]
MAREEBA SHIRE							
MCDONALL C C, CEO	N	3	2	0	1	90.5	45(1)(c) [16]
MAROOCHY SHIRE							
BROCKWELL P, DECISION MAKER	N	3	3	0	0	100.0	
	P	1	1	0	0	100.0	
CHAPMAN R, DECISION MAKER	P	7	3	3	1	92.3	42(1)(b) [6]
PHILLIPS G, DECISION MAKER	N	4	2	2	0	98.9	22(b) [6] 43(1) [2]
	P	2	0	2	0	50.0	25(2) [1] 28(2) [1] 42(1)(b) [1] 43(1) [3]
MARYBOROUGH CITY							
FAULKNER R A, DEPUTY TOWN CLERK	N	2	1	0	1	91.5	22(a) [6]
	P	1	0	0	1	0.0	22(a) [1]

# ACTION ON APPLICATIONS - LOCAL GOVERNMENT

Local Government Officer/Designation	Applications Considered	Access in FULL	Access in PART	Access REFUSED	% of documents RELEASED in FULL or PART	Provisions Invoked [No. of times]	Legend N = Non-personal P = Personal
<b>MIRANI SHIRE</b>							
EVANS B, CEO	N	1	0	0	100.0		
<b>MIRIAM VALE SHIRE</b>							
NIXON J, CEO	N	1	0	1	92.3	43(1)	[1]
<b>MORETON SHIRE</b>							
HARSANT C, FOI DECISION-MAKER	N	7	0	0	100.0		
	P	6	6	0	100.0	42(1)(b)	[22]
<b>MT. MORGAN SHIRE</b>							
ROME M, AUTHORISED DN MAKER	P	1	0	0	100.0		
<b>MULGRAVE SHIRE</b>							
HASANDEDIC K, RECORDS SUPERVISOR	N	5	3	2	99.7	42(1)(b) 43(1) 44(1)	[229] [1] [14]
OTTONE B, CORPORATE SERVICES MANAGER	N	28	16	12	95.6	41(1) 42(1)(a) 42(1)(b) 42(1)(c) 42(1)(e) 42(1)(f) 43(1) 44(1) 45(1)(b)	[256] [12] [15] [12] [12] [12] [505] [8] [172]
	P	12	2	9	81.5	42(1)(a) 42(1)(b) 42(1)(c) 42(1)(e) 42(1)(f) 43(1)	[17] [22] [17] [17] [17] [17]

# ACTION ON APPLICATIONS - LOCAL GOVERNMENT

Local Government Officer/Designation	Applications Considered	Access in FULL	Access in PART	Access REFUSED	% of documents RELEASED in FULL or PART	Provisions Invoked [No. of times]	Legend N = Non-personal P = Personal
<b>MURGOON SHIRE</b>							
STOWER C, DEC. MAKER	N 1	1	0	0	100.0		
	P 2	2	0	0	100.0		
<b>NAMANGO SHIRE</b>							
MULLER R, ADMIN. OFFICER	N 1	1	0	0	100.0		
<b>NOOSA SHIRE</b>							
KEATES A W, CEO	P 1	0	1	0	100.0	46(1)(a) [2]	
KELLY J, DEPUTY SHIRE CLERK	N 4	2	1	1	18.8	28(2) [160] 46(1)(a) [3] 46(1)(b) [3]	
	P 1	0	1	0	100.0	46(1)(a) [2]	
<b>PEAK DOWNS SHIRE</b>							
PARKER M D, FOI DECISION-MAKER	N 1	1	0	0	100.0		
<b>PERRY SHIRE</b>							
WALLACE G B, PRINCIPAL OFFICER	P 1	0	1	0	100.0	43(1) [4] 44(1) [8]	
<b>PINE RIVERS SHIRE</b>							
GARSKE R, MANAGER	N 23	14	8	1	99.9	41(1) [78] 42(1)(a) [9] 43(1) [79] 44(1) [69] 45(1)(a) [49] 45(3) [49] 46(1)(b) [1]	
	P 1	1	0	0	100.0		
<b>PITTSWORTH SHIRE</b>							
D'ARCY A, FOI COORDINATOR	N 1	1	0	0	100.0		

# ACTION ON APPLICATIONS - LOCAL GOVERNMENT

Local Government Officer/Designation	Applications Considered	Access in FULL	Access in PART	Access REFUSED	% of documents RELEASED in FULL or PART	Provisions Invoked [No. of times]	Legend N = Non-personal P = Personal
----- Page 10							
<b>REDCLIFFE CITY</b>							
BAKER D, ADMIN. OFFICER	N 1	1	0	0	100.0		
	P 1	0	1	0	100.0	42(1)(b) [1]	
HOLMES R, ADMIN. OFFICER	N 1	1	0	0	100.0		
	P 8	3	4	1	96.9	42(1)(b) [2]	
<b>REDLAND SHIRE</b>							
CALLOW B, FOI DECISION MAKER	N 20	5	14	1	95.4	22(a) [1] 42(1)(g) [72] 43(1) [254] 44(1) [345] 45(1)(b) [5] 45(1)(c) [371] 46(1)(b) [70]	
	P 19	6	11	2	98.3	42(1)(b) [5] 43(1) [1] 44(1) [28] 46(1)(b) [41]	
<b>RICHMOND SHIRE</b>							
CAMERON G, CEO	N 2	2	0	0	100.0		
<b>ROCKHAMPTON CITY</b>							
LANYON G, RECORDS MANAGER	N 6	4	2	0	43.9	44(1) [240] 46(1)(a) [35]	
	P 16	4	11	1	93.9	42(1)(b) [31] 43(1) [51] 46(1)(b) [1]	
<b>STANTHORPE SHIRE</b>							
COURTNEY S W, DEPUTY CEO	P 1	1	0	0	100.0		

# ACTION ON APPLICATIONS - LOCAL GOVERNMENT

Local Government Officer/Designation	Applications Considered	Access in FULL	Access in PART	Access REFUSED	% of documents RELEASED in FULL or PART	Provisions Invoked [No. of times]	Legend N = Non-personal P = Personal
---	----------------------------	-------------------	-------------------	-------------------	---	---	--

Page 11

## THURINGOWA CITY

MALLYON M A, ACTING FOI COORDINATOR

N 3 1 2 0 100.0  
P 1 0 0 1 0.0

MCKENZIE J, FOI COORDINATOR

N 3 2 1 0 96.5 [13]  
P 7 2 4 1 100.0 43(1) 42(1)(b) [11]

## TIARO SHIRE

GARSDEN N A, CEO

N 2 2 0 0 100.0

## TOOMBOOMA CITY

MCMAHON C A, BLO

N 5 3 1 1 99.4  
P 3 0 3 0 100.0 42(1)(b) [1]

## TOWNSVILLE CITY

BOGIATZIS B, MANAGER, LEGAL SERVICES

N 5 1 4 0 94.1  
41(1) [4]  
42(1)(a) [25]  
42(1)(e) [25]  
43(1) [178]  
44(1) [17]  
45(1)(a) [7]  
46(1)(b) [7]

MONTGOMERY D, A/MANAGER, LEGAL SERVICES

N 3 2 0 1 100.0

## WAMBO SHIRE

O'CONNOR C A, DEPUTY CHIEF ADMIN OFFICER

N 1 0 1 0 42.9  
45(1)(a) [16]  
45(1)(b) [16]  
45(1)(c) [16]  
49 [16]

P 1 1 0 0 100.0

# ACTION ON APPLICATIONS - LOCAL GOVERNMENT

Local Government Officer/Designation	Applications Considered	Access in FULL	Access in PART	Access REFUSED	% of documents RELEASED in FULL or PART	Provisions Invoked [No. of times]	Legend N = Non-personal P = Personal
<b>WITSUNDAY SHIRE</b>							
BROOKS Y, SHIRE CLERK	N	1	0	0	100.0		
LLOYD J W, ACTING DEPUTY SHIRE CLERK	N	2	0	0	100.0		
<b>WONDAL SHIRE</b>							
KEATES A W, CEO	P	1	0	0	100.0		
<b>WOONGARRA SHIRE</b>							
EGAN M J, MANAGER PUBLIC SERVICES	P	1	0	1	0.0		
<b>GRAND TOTAL</b>	<b>624</b>	<b>342</b>	<b>238</b>	<b>44</b>	<b>75.8</b>		

# ACTION ON DOCUMENTS - LOCAL GOVERNMENT

Local Government Officer/Designation	Documents Considered	Access in FULL	Access in PART	Access REFUSED	% of documents RELEASED in FULL or PART	Provisions Invoked [No. of times]	Legend N = Non-personal P = Personal
<b>ALBERT SHIRE</b>							
KAVANAGH A, FOI DECISION-MAKER	N 4,562	4,476	31	55	98.8	42(1)(b) [31]	
	P 1,177	1,141	36	0	100.0	41(1) [2] 42(1)(b) [29] 44(1) [5] 46(1)(a) [1]	
MOORE T R, PRINCIPAL OFFICER	P 12	9	0	3	75.0	42(1)(b) [3]	
<b>BEAUFORT SHIRE</b>							
HEVESI E, SEN. ADMIN OFFICER	N 361	361	0	0	100.0		
	P 6	4	2	0	100.0	46(1)(b) [2]	
SWANBOROUGH D, ASS. SHIRE CLERK	N 219	212	7	0	100.0	46(1)(b) [7]	
	P 42	30	12	0	100.0	46(1)(a) [9] 46(1)(b) [3]	
<b>BOONAH SHIRE</b>							
SMILES D, FOI COORDINATOR	P 240	230	10	0	100.0	42(1)(b) [10]	
<b>BOWEN SHIRE</b>							
CROPPER O E, DEPUTY CEO	N 105	82	17	6	94.3	45(1)(b) [23]	
<b>BRISBANE CITY</b>							
METCALFE R N, TOWN CLERK	N 54,552	22,076	539	31,937	41.5	40(c) [55] 41(1) [439] 42(1)(b) [162] 42(1)(e) [105] 42(1)(f) [105] 42(1)(g) [75] 42(1)(h) [105] 43(1) [318] 44(1) [179] 45(1)(a) [30] 45(1)(b) [459] 45(1)(c) [1121]	

## Appendix O

### Action on documents

#### Local Government Councils



# ACTION ON DOCUMENTS - LOCAL GOVERNMENT

Local Government Officer/Designation	Documents Considered	Access in FULL	Access in PART	Access REFUSED	% of documents RELEASED in FULL or PART	Provisions Invoked [No. of times]	Legend N = Non-personal P = Personal
	P	1,833	1,696	103	34	98.1	45(3) [246] 46(1)(a) [30020] 46(1)(b) [192] 49 [271]
							35/(s42) [1] 40(c) [19] 42(1)(a) [8] 42(1)(b) [91] 43(1) [14] 44(1) [27] 46(1)(b) [110]
SMITH DI, ACTING TOWN CLERK	N	2,572	2,531	25	16	99.4	42(1)(a) [1] 42(1)(b) [25] 42(1)(d) [1] 42(1)(f) [25] 43(1) [15]
BUNDABERG CITY	P	68	68	0	0	100.0	
BAVINTON G M, DECISION MAKER	P	13	13	0	0	100.0	
BURDEKIN SHIRE							
MULCAHY D P, DEPUTY SHIRE CLERK	N P	9 5	9 5	0 0	0 0	100.0 100.0	
BURNETT SHIRE COUNCIL							
EGAR M J, DIR-ENVIRON. SCE'S	P	39	17	22	0	100.0	41(1) [22]
CABOOLTURE SHIRE							
HALPIN W, FOIC	N P	651 7	641 1	10 6	0 0	100.0 100.0	42(1)(b) [10] 42(1)(a) [1] 42(1)(b) [5]

# ACTION ON DOCUMENTS - LOCAL GOVERNMENT

Local Government Officer/Designation	Documents Considered	Access in FULL	Access in PART	Access REFUSED	% of documents RELEASED in FULL or PART	Provisions Invoked [No. of times]	Legend N = Non-personal P = Personal
<b>CAIRNS CITY</b>							
HAWKES J, DIRECTOR TECHNICAL SERVICES	N 533	533	0	0	100.0		
HEDLEY B, DIRECTOR PLANNING & BUILDING	N 21	21	0	0	100.0		
HOLT K, DIRECTOR CORPORATE SERVICES	N 7	6	1	0	100.0	42(1)(c)	[1]
<b>CALOUNDRA CITY</b>							
ANDREWS J, FOI CO-ORDINATOR	N 2,149	2,025	57	67	96.9	41(1) 42(1)(b) 43(1) 46(1)(a)	[44] [9] [73] [5]
	P 671	623	34	14	97.9	42(1)(b) 43(1)	[4] [44]
<b>CARDMELL SHIRE</b>							
KING G, SHIRE CLERK	P 4	4	0	0	100.0		
<b>CHARTERS TOMERS CITY</b>							
WEMLOW J, CEO	P 7	7	0	0	100.0		
<b>CLIFTON SHIRE</b>							
GURNEY R, DEPUTY CEO	N 84	77	0	7	91.7	45(1)(b)	[7]
<b>COOK SHIRE</b>							
LOOSER H J, CO-ORDINATOR	P 112	112	0	0	100.0		
<b>COOLOOLA SHIRE COUNCIL</b>							
MANSON C, DEPUTY SHIRE CLERK	N 59	59	0	0	100.0		
	P 7	7	0	0	100.0		
<b>CROWS NEST SHIRE</b>							
BOWE B, DEPUTY SHIRE CLERK	N 254	254	0	0	100.0		

**ACTION ON DOCUMENTS - LOCAL GOVERNMENT**

Local Government Officer/Designation	Documents Considered	Access in FULL	Access in PART	Access REFUSED	% of documents RELEASED in FULL or PART	Provisions Invoked [No. of times]	Legend N = Non-personal P = Personal
<b>DOUGLAS SHIRE</b>							
BARTON I, FOI COORDINATOR	N 99	88	11	0	100.0	43(1) 44(1)	[2] [7]
<b>DUARINGA SHIRE</b>							
BRACK P, DEPUTY SHIRE CLERK	N 4 P 17	4 8	0 8	0 1	100.0 94.1	42(1)(b) 42(1)(d)	[8] [1]
<b>EACHAM SHIRE</b>							
TAYLOR L, DECISION-MAKER	N 13 P 17	13 3	0 14	0 0	100.0 100.0	21	[14]
<b>EMERALD SHIRE</b>							
HALL J, DEPUTY CEO	N 136	136	0	0	100.0		
<b>ESK SHIRE</b>							
HANGAN M, RECORDS MANAGER	N 51	49	2	0	100.0	46(1)(b)	[2]
	P 57	54	0	3	94.7	22(a)	[3]
<b>ETHERIDGE SHIRE</b>							
SKERRITT F H, PRINCIPAL OFFICER	N 7	1	0	6	14.3	22(a) 46(1)(b)	[4] [2]
<b>GATTON SHIRE</b>							
FILMER E, MANAGER-CORP. SCES	N 316 P 30	313 30	3 0	0 0	100.0 100.0	44(1)	[3]
<b>GLADSTONE CITY</b>							
WORMWALD K, CEO	N 254	251	0	3	98.8	45(1)(a) 45(1)(b) 46(1)(a)	[1] [3] [1]

# ACTION ON DOCUMENTS - LOCAL GOVERNMENT

Local Government Officer/Designation	Documents Considered	Access in FULL	Access in PART	Access REFUSED	% of documents RELEASED in FULL or PART	Provisions Invoked [No. of times]	Legend N = Non-personal P = Personal
<b>GOLD COAST CITY</b>							
GARNHAM N, FOI COORDINATOR	N	1,697	1,093	586	65.5	22(c) 27(4) [144] [30] 42(1)(a) [3] 42(1)(b) [1] 43(1) [237] 44(1) [15] 45(1)(b) [104] 45(1)(c) [100]	
<b>GOONDIVINDI TOWN</b>							
MCCONNELL L N, DEPUTY CEO	N	6	6	0	100.0		
<b>HERBERTON SHIRE</b>							
MALCOLM G, CEO	N	3	3	0	100.0		
<b>HERVEY BAY CITY</b>							
KRUGER S M, MANAGER - ADMIN.	N	774	772	2	99.7	43(1) [2]	
	P	955	949	6	99.4	42(1)(b) 43(1) [4] [1] 46(1)(a) [1]	
<b>IPSWICH CITY</b>							
LEWIS R, A/RECORDS MANAGER	P	610	608	2	100.0	42(1)(b) [2]	
SIMPSON C, RECORDS MANAGER	N	5,754	5,732	22	100.0	42(1)(j) [1]	
	P	5,271	5,263	8	100.0	42(1)(b) 44(1) [7] [21] 43(1) [1]	
SMALLWOOD D, DEPUTY TOWN CLERK	N	377	370	7	100.0	44(1) [7]	
<b>MT. ISA CITY</b>							
O'BRIEN A, DEPUTY TOWN CLERK	N	5	5	0	100.0		

# ACTION ON DOCUMENTS - LOCAL GOVERNMENT

Local Government Officer/Designation	Documents Considered	Access in FULL	Access in PART	Access REFUSED	% of documents RELEASED in FULL or PART	Provisions Invoked [No. of times]	Legend N = Non-personal P = Personal
<b>JOHNSTONE SHIRE</b>							
COLLETON M H, FOI COORDINATOR	N 10 P 14	10 14	0 0	0 0	100.0 100.0		
<b>KILCOY SHIRE</b>							
GAEDTKE C, ADMIN. OFFICER	P 6	5	1	0	100.0	42(1)(b)	[1]
<b>KINGAROY SHIRE</b>							
TURNER R, FOI COORDINATOR	N 396	395	1	0	100.0	44(1)	[1]
<b>LAIDLEY SHIRE</b>							
LANE E, FOI COORDINATOR	N 2,251	661	1	1,589	29.4	22(a) 43(1) 44(1) 45(1)(b) 45(1)(c) 45(3) 46(1)(a) 46(1)(b)	[6] [52] [1098] [1534] [1290] [1351] [410] [156]
<b>LIVINGSTONE SHIRE</b>							
PAINE M, DEPUTY SHIRE ENGINEER	N 5	5	0	0	100.0	46(1)(a) 46(1)(b)	[4] [4]
PEARSON D, SHIRE PLANNER	N 642	295	0	347	46.0	22(a)	[297]
THESSMAN R J, CHIEF ENVIRON HEALTH OFFIC	P 89	54	22	13	85.4	42(1)(b)	[35]
<b>LOGAN CITY</b>							
ROMEN T W, F O I COORDINATOR	N 3,014	2,986	18	10	99.7	42(1)(b) 43(1) 49	[16] [10] [2]
	P 1,652	1,385	106	161	90.3	42(1)(b) 42(1)(c)	[113] [4]

# ACTION ON DOCUMENTS - LOCAL GOVERNMENT

Local Government Officer/Designation	Documents Considered	Access in FULL	Access in PART	Access REFUSED	% of documents RELEASED in FULL or PART	Provisions Invoked [No. of times]	Legend N = Non-personal P = Personal
----- Page 7							
<b>MACKAY CITY</b>							
LEYLAND M J, DIR CORPORATE SCES	N	80	78	0	2	97.5	43(1) [141] 44(1) [21] 45(1)(c) [9] 46(1)(a) [2]
TAIT J G, ACCOUNTANT	N	150	94	1	55	63.3	45(1)(a) [2] 45(1)(b) [2] 44(1) [1] 45(1)(b) [55] 45(1)(c) [55] 42(1)(b) [3]
<b>WAREEBA SHIRE</b>							
MCDONALL C C, CEO	N	168	152	0	16	90.5	45(1)(c) [16]
<b>WAROOCHY SHIRE</b>							
BROCKWELL P, DECISION MAKER	N	79	79	0	0	100.0	
	P	1	1	0	0	100.0	
CHAPMAN R, DECISION MAKER	P	13	6	6	1	92.3	42(1)(b) [6]
PHILLIPS G, DECISION MAKER	N	752	744	0	8	98.9	22(b) [6] 43(1) [2]
	P	8	3	1	4	50.0	25(2) [1] 28(2) [1]
<b>MARYBOROUGH CITY</b>							
FAULKNER R A, DEPUTY TOWN CLERK	N	71	65	0	6	91.5	42(1)(b) [1] 43(1) [3] 22(a) [6]
	P	1	0	0	1	0.0	22(a) [1]

**ACTION ON DOCUMENTS - LOCAL GOVERNMENT**

Local Government Officer/Designation	Documents Considered	Access in FULL	Access in PART	Access REFUSED	% of documents RELEASED in FULL or PART	Provisions Invoked [No. of times]	Legend N = Non-personal P = Personal
<b>MIRAM SHIRE</b>							
EVANS B, CEO	N	1	0	0			
<b>MIRIAM VALE SHIRE</b>							
NIXON J, CEO	N	13	12	1	92.3	43(1)	[1]
<b>MORETON SHIRE</b>							
HARSANT C, FOI DECISION-MAKER	N	890	0	0	100.0		
	P	228	22	0	100.0	42(1)(b)	[22]
<b>MT. MORGAN SHIRE</b>							
ROWE M, AUTHORISED DN MAKER	P	4	0	0	100.0		
<b>MULGRAVE SHIRE</b>							
HASANDEDIC K, RECORDS SUPERVISOR	N	1,254	1,010	4	99.7	42(1)(b)	[229]
			240			43(1)	[1]
						44(1)	[14]
OTTONE B, CORPORATE SERVICES MANAGER	N	25,219	24,085	1,118	95.6	41(1)	[256]
			16			42(1)(a)	[12]
						42(1)(b)	[15]
						42(1)(c)	[12]
						42(1)(e)	[12]
						42(1)(f)	[12]
						43(1)	[505]
						44(1)	[8]
						45(1)(b)	[172]
	P	92	53	17	81.5	42(1)(a)	[17]
			22			42(1)(b)	[22]
						42(1)(c)	[17]
						42(1)(e)	[17]
						42(1)(f)	[17]
						43(1)	[17]

# ACTION ON DOCUMENTS - LOCAL GOVERNMENT

Local Government Officer/Designation	Documents Considered	Access in FULL	Access in PART	Access REFUSED	% of documents RELEASED in FULL or PART	Provisions Invoked [No. of times]	Legend N = Non-personal P = Personal
<b>MURGON SHIRE</b>							
STOWER C, DEC. MAKER	N 3 P 13	3 13	0 0	0 0	100.0 100.0		
<b>MANANGO SHIRE</b>							
MULLER R, ADMIN. OFFICER	N 1	1	0	0	100.0		
<b>MOOSA SHIRE</b>							
KEATES A W, CEO	P 2	0	2	0	100.0	46(1)(a) [2]	
KELLY J, DEPUTY SHIRE CLERK	N 197	34	3	160	18.8	28(2) [160] 46(1)(a) [3] 46(1)(b) [3]	
	P 2	0	2	0	100.0	46(1)(a) [2]	
<b>PEAK DOWNS SHIRE</b>							
PARKER M D, FOI DECISION-MAKER	N 4	4	0	0	100.0		
<b>PERRY SHIRE</b>							
WALLACE G B, PRINCIPAL OFFICER	P 76	64	12	0	100.0	43(1) [4] 44(1) [8]	
<b>PINE RIVERS SHIRE</b>							
GARSKE R, MANAGER	N 6,477	6,222	247	8	99.9	41(1) [78] 42(1)(a) [9] 43(1) [79] 44(1) [69] 45(1)(a) [49] 45(3) [49] 46(1)(b) [1]	
<b>PITTSMORTH SHIRE</b>							
D'ARCY A, FOI COORDINATOR	N 40	40	0	0	100.0		



**ACTION ON DOCUMENTS - LOCAL GOVERNMENT**

Local Government Officer/Designation	Documents Considered	Access in FULL	Access in PART	Access REFUSED	% of documents RELEASED in FULL or PART	Provisions Invoked [No. of times]	Legend N = Non-personal P = Personal
<b>REDCLIFFE CITY</b>							
BAKER D, ADMIN. OFFICER	N 2	2	0	0	100.0	42(1)(b)	[1]
	P 2	1	1	0	100.0		
HOLMES R, ADMIN. OFFICER	N 123	123	0	0	100.0		
	P 97	85	9	3	96.9	42(1)(b)	[2]
<b>REDLAND SHIRE</b>							
CALLOW B, FOI DECISION MAKER	N 16,866	15,937	158	771	95.4	22(a)	[1]
						42(1)(g)	[72]
						43(1)	[254]
						44(1)	[345]
						45(1)(b)	[5]
						45(1)(c)	[371]
						46(1)(b)	[70]
	P 572	502	60	10	98.3	42(1)(b)	[5]
						43(1)	[1]
						44(1)	[28]
						46(1)(b)	[41]
<b>RICHMOND SHIRE</b>							
CAMERON G, CEO	N 4	4	0	0	100.0		
<b>ROCKHAMPTON CITY</b>							
LANYON G, RECORDS MANAGER	N 490	215	0	275	43.9	44(1)	[240]
						46(1)(a)	[35]
	P 899	816	28	55	93.9	42(1)(b)	[31]
						43(1)	[51]
						46(1)(b)	[1]
<b>STANTHORPE SHIRE</b>							
COURTNEY S W, DEPUTY CEO	P 1	1	0	0	100.0		

# ACTION ON DOCUMENTS - LOCAL GOVERNMENT

Local Government Officer/Designation	Documents Considered	Access in FULL	Access in PART	Access REFUSED	% of documents RELEASED in FULL or PART	Provisions Invoked [No. of times]	Legend N = Non-personal P = Personal
<b>THURINGOWA CITY</b>							
MALLYON M A, ACTING FOI COORDINATOR	N 128	128	0	0	100.0		
MCKENZIE J, FOI COORDINATOR	N 369	356	0	13	96.5	43(1)	[13]
TIARO SHIRE	P 69	58	11	0	100.0	42(1)(b)	[11]
GARSDEN N A, CEO	N 60	60	0	0	100.0		
<b>TOOMBOOMA CITY</b>							
MCMAHON C A, BLO	N 468	465	0	3	99.4		
	P 4	1	3	0	100.0	42(1)(b)	[1]
<b>TOWNSVILLE CITY</b>							
BOGIATZIS B, MANAGER, LEGAL SERVICES	N 3,785	3,555	5	225	94.1	41(1) 42(1)(a) 42(1)(e) 43(1) 44(1) 46(1)(a) 46(1)(b)	[4] [25] [25] [178] [17] [7] [7]
MONTGOMERY D, A/MANAGER, LEGAL SERVICES	N 37	37	0	0	100.0		
<b>WAMBO SHIRE</b>							
O'CONNOR C A, DEPUTY CHIEF ADMIN OFFICER	N 28	12	0	16	42.9	45(1)(a) 45(1)(b) 45(1)(c) 49	[16] [16] [16] [16]
	P 19	19	0	0	100.0		

# ACTION ON DOCUMENTS - LOCAL GOVERNMENT

Local Government Officer/Designation	Documents Considered	Access in FULL	Access in PART	Access REFUSED	% of documents RELEASED in FULL or PART	Provisions Invoked [No. of times]	Legend N = Non-personal P = Personal
<b>WHITSUNDAY SHIRE</b>							
BROOKS Y, SHIRE CLERK	N 148	148	0	0	100.0		
LLOYD J W, ACTING DEPUTY SHIRE CLERK	N 441	441	0	0	100.0		
<b>WONDAL SHIRE</b>							
KEATES A W, CEO	P 16	16	0	0	100.0		
<b>GRAND TOTAL</b>	<b>155,583</b>	<b>115,933</b>	<b>2,012</b>	<b>37,638</b>	<b>75.8</b>		

PERCENTAGE ACTION ON FOI APPLICATIONS - LOCAL GOVERNMENT

Local Government	Access in FULL number	Access in FULL %	Access in PART number	Access in PART %	Access REFUSED number	Access REFUSED %	TOTAL	Legend N = Non-personal P = Personal
ALBERT SHIRE	N 16 P 13	80.0 48.1	3 15.0 12 44.4		1 5.0 2 7.4		20 27	
BEAUESERT SHIRE	N 4 P 0	66.7 0.0	1 16.7 3 100.0		1 16.7 0 0.0		6 3	
BOONAH SHIRE	P 0	0.0	1 100.0		0 0.0		1	
BOWEN SHIRE	N 1	50.0	1 50.0		0 0.0		2	
BRISBANE CITY	N 65 P 14	65.7 51.9	26 26.3 12 44.4		8 8.1 1 3.7		99 27	
BUNDABERG CITY	P 1	100.0	0 0.0		0 0.0		1	
BURDEKIN SHIRE	N 1 P 1	100.0 100.0	0 0.0 0 0.0		0 0.0 0 0.0		1 1	
BURNETT SHIRE COUNCIL	P 0	0.0	1 100.0		0 0.0		1	
CABOOLTURE SHIRE	N 2 P 0	66.7 0.0	1 33.3 3 100.0		0 0.0 0 0.0		3 3	
CAIRNS CITY	N 8	88.9	1 11.1		0 0.0		9	
CALOUNDRA CITY	N 11 P 1	57.9 14.3	7 36.8 5 71.4		1 5.3 1 14.3		19 7	
CARDWELL SHIRE	P 1	100.0	0 0.0		0 0.0		1	
CHARTERS TOWERS CITY	P 2	100.0	0 0.0		0 0.0		2	
CLIFTON SHIRE	N 0	0.0	1 100.0		0 0.0		1	
COOK SHIRE	P 4	100.0	0 0.0		0 0.0		4	
COOLOOLA SHIRE COUNCIL	N 2 P 1	100.0 100.0	0 0.0 0 0.0		0 0.0 0 0.0		2 1	
CROWS NEST SHIRE	N 2	100.0	0 0.0		0 0.0		2	
DOUGLAS SHIRE	N 1	16.7	2 33.3		3 50.0		6	

Appendix P

% action on applications

Local Government Councils

PERCENTAGE ACTION ON FOI APPLICATIONS - LOCAL GOVERNMENT

Local Government	Access in FULL number	Access in FULL %	Access in PART number	Access in PART %	Access REFUSED number	Access REFUSED %	TOTAL	Legend N = Non-personal P = Personal
DUARINGA SHIRE	N 1 100.0 P 1 33.3	0 0.0 1 33.3	0 0.0 1 33.3	0 0.0 1 33.3	0 0.0 1 33.3	0 0.0 1 33.3	1 1 3 3	
EACHAM SHIRE	N 1 100.0 P 0 0.0	0 0.0 1 100.0	0 0.0 1 100.0	0 0.0 1 100.0	0 0.0 0 0.0	0 0.0 0 0.0	1 1 1 1	
EMERALD SHIRE	N 3 100.0	0 0.0	0 0.0	0 0.0	0 0.0	0 0.0	3 3	
ESK SHIRE	N 1 50.0 P 3 75.0	1 50.0 1 25.0	1 50.0 1 25.0	0 0.0 0 0.0	0 0.0 0 0.0	0 0.0 0 0.0	2 2 4 4	
ETHERIDGE SHIRE	N 0 0.0	1 100.0	1 100.0	0 0.0	0 0.0	0 0.0	1 1	
GATTON SHIRE	N 5 83.3 P 2 100.0	1 16.7 0 0.0	1 16.7 0 0.0	0 0.0 0 0.0	0 0.0 0 0.0	0 0.0 0 0.0	6 6 2 2	
GLADSTONE CITY	N 2 50.0	1 25.0	1 25.0	1 25.0	1 25.0	1 25.0	4 4	
GOLD COAST CITY	N 7 50.0	3 21.4	3 21.4	4 28.6	4 28.6	4 28.6	14 14	
GOONDIWINDI TOWN	N 1 100.0	0 0.0	0 0.0	0 0.0	0 0.0	0 0.0	1 1	
HERBERTON SHIRE	N 1 100.0	0 0.0	0 0.0	0 0.0	0 0.0	0 0.0	1 1	
HERVEY BAY CITY	N 0 0.0 P 3 50.0	1 100.0 2 33.3	1 100.0 2 33.3	0 0.0 1 16.7	0 0.0 1 16.7	0 0.0 1 16.7	1 1 6 6	
IPSWICH CITY	N 10 83.3 P 11 68.8	2 16.7 5 31.3	2 16.7 5 31.3	0 0.0 0 0.0	0 0.0 0 0.0	0 0.0 0 0.0	12 12 16 16	
MT. ISA CITY	N 1 100.0	0 0.0	0 0.0	0 0.0	0 0.0	0 0.0	1 1	
JOHNSTONE SHIRE	N 2 100.0 P 1 100.00	0 0.0 0 0.0	0 0.0 0 0.0	0 0.0 0 0.0	0 0.0 0 0.0	0 0.0 0 0.0	2 2 1 1	
KILCOY SHIRE	P 1 50.0	1 50.0	1 50.0	0 0.0	0 0.0	0 0.0	2 2	
KINGAROY SHIRE	N 6 85.7	1 14.3	1 14.3	0 0.0	0 0.0	0 0.0	7 7	
LAIDLEY SHIRE	N 3 42.9 P 3 50.0	3 42.9 3 50.0	3 42.9 3 50.0	1 14.3 0 0.0	1 14.3 0 0.0	1 14.3 0 0.0	7 7 6 6	

Page 2

PERCENTAGE ACTION ON DOCUMENTS - LOCAL GOVERNMENT

Local Government		Access in FULL number %	Access in PART number %	Access REFUSED number %	TOTAL	Legend N = Non-personal P = Personal
LIVINGSTONE SHIRE	N	300 46.4	0 0.0	347 53.6	647	
	P	54 60.7	22 24.7	13 14.6	89	
LOGAN CITY	N	2,986 99.1	18 0.6	10 0.3	3,014	
	P	1,385 83.8	106 6.4	161 9.7	1,652	
MACKAY CITY	N	172 74.8	1 0.4	57 24.8	230	
	P	26 89.7	3 10.3	0 0.0	29	
MAREEBA SHIRE	N	152 90.5	0 0.0	16 9.5	168	
MAROOCHY SHIRE	N	823 99.0	0 0.0	8 1.0	831	
	P	10 45.5	7 31.8	5 22.7	22	
MARYBOROUGH CITY	N	65 91.5	0 0.0	6 8.5	71	
	P	0 0.0	0 0.0	1 100.0	1	
MIRANI SHIRE	N	1 100.0	0 0.0	0 0.0	1	
MIRIAM VALE SHIRE	N	12 92.3	0 0.0	1 7.7	13	
MORETON SHIRE	N	890 100.0	0 0.0	0 0.0	890	
	P	228 91.2	22 8.8	0 0.0	250	
MT. MORGAN SHIRE	P	4 100.0	0 0.0	0 0.0	4	
MULGRAVE SHIRE	N	25,095 94.8	256 1.0	1,122 4.2	26,473	
	P	53 57.6	22 23.9	17 18.5	92	
MURGON SHIRE	N	3 100.0	0 0.0	0 0.0	3	
	P	13 100.0	0 0.0	0 0.0	13	
NANANGO SHIRE	N	1 100.0	0 0.0	0 0.0	1	
NOOSA SHIRE	N	34 17.3	3 1.5	160 81.2	197	
	P	0 0.0	4 100.0	0 0.0	4	
PEAK DOWNS SHIRE	N	4 100.0	0 0.0	0 0.0	4	
PERRY SHIRE	P	64 84.2	12 15.8	0 0.0	76	

PERCENTAGE ACTION ON DOCUMENTS - LOCAL GOVERNMENT

Local Government	Access in FULL		Access in PART		Access REFUSED		TOTAL	Legend N = Non-personal P = Personal
	number	%	number	%	number	%		
PINE RIVERS SHIRE	N 6,222 P 21	96.1 100.0	247 0	3.8 0.0	8 0	0.1 0.0	6,477 21	
PITTSWORTH SHIRE	N 40	100.0	0	0.0	0	0.0	40	
REDCLIFFE CITY	N 125 P 86	100.0 86.9	0 10	0.0 10.1	0 3	0.0 3.0	125 99	
REDLAND SHIRE	N 15,937 P 502	94.5 87.8	158 60	0.9 10.5	771 10	4.6 1.7	16,866 572	
RICHMOND SHIRE	N 4	100.0	0	0.0	0	0.0	4	
ROCKHAMPTON CITY	N 215 P 816	43.9 90.8	0 28	0.0 3.1	275 55	56.1 6.1	490 899	
STANTHORPE SHIRE	P 1	100.0	0	0.0	0	0.0	1	
THURINGOWA CITY	N 484 P 58	97.4 84.1	0 11	0.0 15.9	13 0	2.6 0.0	497 69	
TIARO SHIRE	N 60	100.0	0	0.0	0	0.0	60	
TOOMOOMBA CITY	N 465 P 1	99.4 25.0	0 3	0.0 75.0	3 0	0.6 0.0	468 4	
TOWNSVILLE CITY	N 3,592	94.0	5	0.1	225	5.9	3,822	
WAMBO SHIRE	N 12 P 19	42.9 100.0	0 0	0.0 0.0	16 0	57.1 0.0	28 19	
WHITSUNDAY SHIRE	N 589	100.0	0	0.0	0	0.0	589	
WONDAL SHIRE	P 16	100.0	0	0.0	0	0.0	16	
GRAND TOTAL	115,933	74.5	2,012	1.3	37,638	24.2	155,583	

PERCENTAGE ACTION ON DOCUMENTS - LOCAL GOVERNMENT

Local Government	Access in FULL number %	Access in PART number %	Access REFUSED number %	TOTAL	Legend N = Non-personal P = Personal
------------------	----------------------------	----------------------------	----------------------------	-------	--

Page 5

PERCENTAGE ACTION ON DOCUMENTS - LOCAL GOVERNMENT - TOP 10

Local Government	Access in FULL number %	Access in PART number %	Access REFUSED number %	TOTAL	Page 1
BRISBANE CITY	N 24,607 43.1	564 1.0	31,953 55.9	57,124	
MULGRAVE SHIRE	N 25,095 94.8	256 1.0	1,122 4.2	26,473	
REDLAND SHIRE	N 15,937 94.5	158 0.9	771 4.6	16,866	
PINE RIVERS SHIRE	N 6,222 96.1	247 3.8	8 0.1	6,477	
IPSWICH CITY	N 6,102 99.5	29 0.5	0 0.0	6,131	
IPSWICH CITY	P 5,871 99.8	10 0.2	0 0.0	5,881	
ALBERT SHIRE	N 4,476 98.1	31 0.7	55 1.2	4,562	
TOWNSVILLE CITY	N 3,592 94.0	5 0.1	225 5.9	3,822	
LOGAN CITY	N 2,986 99.1	18 0.6	10 0.3	3,014	
LAIDLEY SHIRE	N 661 29.4	1 0.0	1,589 70.6	2,251	



PERCENTAGE ACTION ON DOCUMENTS - LOCAL GOVERNMENT

Local Government

Legend  
N = Non-personal  
P = Personal

Page 6

PERCENTAGE ACTION ON FOI DOCUMENTS BOTH PERSONAL/NON-PERSONAL - LOCAL GOVERNMENT COUNCILS - TOP 15

AGENCY	GRANTED IN FULL	%	GRANTED IN PART	%	Access in FULL number	Access in PART number	Access REFUSED number	%	ACCESS REFUSED	%	TOTAL
BRISBANE CITY	26371	44.7	667	1.0			31987	54.2			59025
MULGRAVE SHIRE	25148	94.7	278	1.0			1139	4.3			26565
REDLAND SHIRE	16439	94.3	218	1.2			781	4.5			17438
IPSWICH CITY	11973	99.7	39	0.3			0	0.0			12012
PINE RIVERS SHIRE	6243	96.1	247	3.8			8	0.1			6498
ALBERT SHIRE	5626	97.8	67	1.2			58	1.0			5751
LOGAN CITY	4371	93.7	124	2.6			171	3.7			4666
TOWNSVILLE CITY	3592	94.0	5	0.1			225	5.9			3822
CALOUNDRA CITY	2648	93.9	91	3.2			81	2.9			2820
HERVEY BAY CITY	1721	99.5	0	0.0			8589	0.5			1729
MORETON SHIRE	1118	98.1	22	1.9			0	0.0			1140
GOLD COAST CITY	1093	64.4	18	1.1			586	34.5			1697
ROCKHAMPTON CITY	1031	74.2	28	2.0			330	23.8			1389
MAROOCHY SHIRE	833	97.7	7	0.8			13	1.5			853
LAIDLEY SHIRE	788	33.1	5	0.2			1589	66.7			2382

PERCENTAGE ACTION ON FOI APPLICATIONS - LOCAL GOVERNMENT

Local Government	Access in FULL		Access in PART		Access REFUSED		TOTAL	Legend	
	number	%	number	%	number	%		N = Non-personal	P = Personal
LIVINGSTONE SHIRE	N 1 P 0	25.0 0.0	3 2	75.0 100.0	0 0	0.0 0.0	4 2		
LOGAN CITY	N 4 P 5	50.0 31.3	3 11	37.5 68.8	1 0	12.5 0.0	8 16		
MACKAY CITY	N 2 P 0	50.0 0.0	2 1	50.0 100.0	0 0	0.0 0.0	4 1		
MAREEBA SHIRE	N 2	66.7	0	0.0	1	33.3	3		
MAROOCHY SHIRE	N 5 P 4	71.4 40.0	2 5	28.6 50.0	0 1	0.0 10.0	7 10		
MARYBOROUGH CITY	N 1 P 0	50.0 0.0	0 0	0.0 0.0	1 1	50.0 100.0	2 1		
MIRANI SHIRE	N 1	100.0	0	0.0	0	0.0	1		
MIRIAM VALE SHIRE	N 0	0.0	1	100.0	0	0.0	1		
MORETON SHIRE	N 7 P 0	100.0 0.0	0 6	0.0 100.0	0 0	0.0 0.0	7 6		
MT. MORGAN SHIRE	P 1	100.0	0	0.0	0	0.0	1		
MULGRAVE SHIRE	N 19 P 2	57.6 16.7	14 9	42.4 75.0	0 1	0.0 8.3	33 12		
MURGON SHIRE	N 1 P 2	100.0 100.0	0 0	0.0 0.0	0 0	0.0 0.0	1 2		
NANANGO SHIRE	N 1	100.0	0	0.0	0	0.0	1		
NOOSA SHIRE	N 2 P 0	50.0 0.0	1 2	25.0 100.0	1 0	25.0 0.0	4 2		
PEAK DOWNS SHIRE	N 1	100.0	0	0.0	0	0.0	1		
PERRY SHIRE	P 0	0.0	1	100.0	0	0.0	1		

Page 3

PERCENTAGE ACTION ON FOI APPLICATIONS - LOCAL GOVERNMENT

Local Government	Access in FULL number	Access in FULL %	Access in PART number	Access in PART %	Access REFUSED number	Access REFUSED %	TOTAL	Legend N = Non-personal P = Personal
PINE RIVERS SHIRE	N 14 P 1	60.9 100.0	8 0	34.8 0.0	1 0	4.3 0.0	23 1	
PITTSWORTH SHIRE	N 1	100.0	0	0.0	0	0.0	1	
REDCLIFFE CITY	N 2 P 3	100.0 33.3	0 5	0.0 55.6	0 1	0.0 11.1	2 9	
REDLAND SHIRE	N 5 P 6	25.0 31.6	14 11	70.0 57.9	1 2	5.0 10.5	20 19	
RICHMOND SHIRE	N 2	100.0	0	0.0	0	0.0	2	
ROCKHAMPTON CITY	N 4 P 4	66.7 25.0	2 11	33.3 68.8	0 1	0.0 6.3	6 16	
STANTHORPE SHIRE	P 1	100.0	0	0.0	0	0.0	1	
THURINGOWA CITY	N 3 P 2	50.0 25.0	3 4	50.0 50.0	0 2	0.0 25.0	6 8	
TIARO SHIRE	N 2	100.0	0	0.0	0	0.0	2	
TOOWOOMBA CITY	N 3 P 0	60.0 0.0	1 3	20.0 100.0	1 0	20.0 0.0	5 3	
TOWNSVILLE CITY	N 3	37.5	4	50.0	1	12.5	8	
WAMBO SHIRE	N 0 P 1	0.0 100.0	1 0	100.0 0.0	0 0	0.0 0.0	1 1	
WHITSUNDAY SHIRE	N 3	100.0	0	0.0	0	0.0	3	
WONDAI SHIRE	P 1	100.0	0	0.0	0	0.0	1	
WOONGARRA SHIRE	P 0	0.0	0	0.0	1	100.0	1	
GRAND TOTAL	342	54.8	238	38.1	44	7.1	624	

PERCENTAGE ACTION ON APPLICATIONS - LOCAL GOVERNMENT - TOP 10

26/09/94

Local Government		Granted in FULL number	%	Granted in PART number	%	Access REFUSED number	%	TOTAL
BRISBANE CITY	N	65	65.7	26	26.3	8	8.1	99
MULGRAVE SHIRE	N	19	57.6	14	42.4	0	0.0	33
ALBERT SHIRE	P	13	48.1	12	44.4	2	7.4	27
BRISBANE CITY	P	14	51.9	12	44.4	1	3.7	27
PINE RIVERS SHIRE	N	14	60.9	8	34.8	1	4.3	23
ALBERT SHIRE	N	16	80.0	3	15.0	1	5.0	20
REDLAND SHIRE	N	5	25.0	14	70.0	1	5.0	20
CALOUNDRA CITY	N	11	57.9	7	36.8	1	5.3	19
REDLAND SHIRE	P	6	31.6	11	57.9	2	10.5	19
IPSWICH CITY	P	11	68.8	5	31.3	0	0.0	16

Page 1

PERCENTAGE ACTION ON APPLICATIONS BOTH PERSONAL & NON-PERSONAL - LOCAL GOVERNMENT COUNCILS - TOP 10

AGENCY	GRANTED IN FULL	%	GRANTED IN PART	%	ACCESS REFUSED	%	TOTAL
BRISBANE CITY	79	62.7	38	30.2	9	7.1	126
ALBERT SHIRE	29	61.7	15	31.9	3	6.4	47
MULGRAVE SHIRE	21	46.7	23	51.1	1	2.2	45
REDLAND SHIRE	11	28.2	25	64.1	3	7.7	39
IPSWICH CITY	21	75.0	7	25.0	0	0.0	28
CALOUNDRA CITY	12	46.2	12	46.1	2	7.7	26
PINE RIVERS SHIRE	15	62.5	8	33.3	1	4.2	24
LOGAN CITY	9	37.5	14	58.3	1	4.2	24
ROCKHAMPTON CITY	8	36.4	13	59.1	1	4.5	22
MAROOCHY SHIRE	9	53.0	7	41.0	1	6.0	17
GOLD COAST CITY	7	50.0	3	21.4	4	28.6	14
THURINGOWA CITY	5	36.0	7	50.0	2	14.0	14
REDCLIFFE CITY	5	45.0	5	45.0	1	10.0	11
CAIRNS CITY	8	88.9	1	11.1	0	0.0	9

PERCENTAGE ACTION ON DOCUMENTS - LOCAL GOVERNMENT

Local Government		Access in FULL number %	Access in PART number %	Access REFUSED number %	TOTAL	Legend N = Non-personal P = Personal
ALBERT SHIRE	N	4,476 98.1	31 0.7	55 1.2	4,562	
	P	1,150 96.7	36 3.0	3 0.3	1,189	
BEAUESERT SHIRE	N	573 98.8	7 1.2	0 0.0	580	
	P	34 70.8	14 29.2	0 0.0	48	
BOONAH SHIRE	P	230 95.8	10 4.2	0 0.0	240	
BOWEN SHIRE	N	82 78.1	17 16.2	6 5.7	105	
BRISBANE CITY	N	24,607 43.1	564 1.0	31,953 55.9	57,124	
	P	1,764 92.8	103 5.4	34 1.8	1,901	
BUNDABERG CITY	P	13 100.0	0 0.0	0 0.0	13	
BURDEKIN SHIRE	N	9 100.0	0 0.0	0 0.0	9	
	P	5 100.0	0 0.0	0 0.0	5	
BURNETT SHIRE COUNCIL	P	17 43.6	22 56.4	0 0.0	39	
CABOOLTURE SHIRE	N	641 98.5	10 1.5	0 0.0	651	
	P	1 14.3	6 85.7	0 0.0	7	
CAIRNS CITY	N	560 99.8	1 0.2	0 0.0	561	
CALOUNDRA CITY	N	2,025 94.2	57 2.7	67 3.1	2,149	
	P	623 92.8	34 5.1	14 2.1	671	
CARDWELL SHIRE	P	4 100.0	0 0.0	0 0.0	4	
CHARTERS TOWERS CITY	P	7 100.0	0 0.0	0 0.0	7	
CLIFTON SHIRE	N	77 91.7	0 0.0	7 8.3	84	
COOK SHIRE	P	112 100.0	0 0.0	0 0.0	112	
COOLOOLA SHIRE COUNCIL	N	59 100.0	0 0.0	0 0.0	59	
	P	7 100.0	0 0.0	0 0.0	7	
CROWS NEST SHIRE	N	254 100.0	0 0.0	0 0.0	254	
DOUGLAS SHIRE	N	88 88.9	11 11.1	0 0.0	99	

Appendix Q

% action on documents

Local Government Councils

PERCENTAGE ACTION ON DOCUMENTS - LOCAL GOVERNMENT

Local Government		Access in FULL number %	Access in PART number %	Access REFUSED number %	TOTAL	Legend N = Non-personal P = Personal
DUARINGA SHIRE	N	4 100.0	0 0.0	0 0.0	4	
	P	8 47.1	8 47.1	1 5.9	17	
EACHAM SHIRE	N	13 100.0	0 0.0	0 0.0	13	
	P	3 17.6	14 82.4	0 0.0	17	
EMERALD SHIRE	N	136 100.0	0 0.0	0 0.0	136	
ESK SHIRE	N	49 96.1	2 3.9	0 0.0	51	
	P	54 94.7	0 0.0	3 5.3	57	
ETHERIDGE SHIRE	N	1 14.3	0 0.0	6 85.7	7	
GATTON SHIRE	N	313 99.1	3 0.9	0 0.0	316	
	P	30 100.0	0 0.0	0 0.0	30	
GLADSTONE CITY	N	251 98.8	0 0.0	3 1.2	254	
GOLD COAST CITY	N	1,093 64.4	18 1.1	586 34.5	1,697	
GOONDIWINDI TOWN	N	6 100.0	0 0.0	0 0.0	6	
HERBERTON SHIRE	N	3 100.0	0 0.0	0 0.0	3	
HERVEY BAY CITY	N	772 99.7	0 0.0	2 0.3	774	
	P	949 99.4	0 0.0	6 0.6	955	
IPSWICH CITY	N	6,102 99.5	29 0.5	0 0.0	6,131	
	P	5,871 99.8	10 0.2	0 0.0	5,881	
MT. ISA CITY	N	5 100.0	0 0.0	0 0.0	5	
JOHNSTONE SHIRE	N	10 100.0	0 0.0	0 0.0	10	
	P	14 100.0	0 0.0	0 0.0	14	
KILCOY SHIRE	P	5 85.3	1 16.7	0 0.0	6	
KINGAROY SHIRE	N	395 99.7	1 0.3	0 0.0	396	
LAIDLEY SHIRE	N	661 29.4	1 0.0	1,589 70.6	2,251	
	P	127 96.9	4 3.1	0 0.0	131	

# INTERNAL REVIEW DECISIONS - LOCAL GOVERNMENT

Local Government	Decision Officer	Review Officer	Decision	Act Provision
<b>ALBERT SHIRE</b> 9 REFUSED ACCESS	KAVANAGH A	MOORE T R GENERAL MANAGER SHIRE CLERK	DECISION VARIED ON REVIEW	
<b>BEAUFORT SHIRE</b> 01/39/02/12 REFUSED ACCESS	HEVESI E	DAY G W CEO	DECISION UPHeld ON REVIEW	42(1)(d)
<b>BOWEN SHIRE</b> 01 REFUSED ACCESS	CROPPER O	CARRETT I R CEO	DECISION UPHeld ON REVIEW	42(1)(b)
<b>CABOOLTURE SHIRE</b> 10993001 REFUSED ACCESS	HALPIN W	WARREN I C CEO	DECISION UPHeld ON REVIEW	
<b>CALOUNDRA CITY</b> 939407 REFUSED ACCESS	ANDREWS J	BARR C DEPUTY TOWN CLERK	DECISION UPHeld ON REVIEW	43(1)
939416 REFUSED ACCESS	ANDREWS J	SMITH J R PRINCIPAL OFFICER	DECISION UPHeld ON REVIEW	43(1) 46(1)(a)
939423 REFUSED ACCESS	ANDREWS J	SMITH J R PRINCIPAL OFFICER	DECISION UPHeld ON REVIEW	
929304 REFUSED ACCESS	ANDREWS J	SMITH J R PRINCIPAL OFFICER	DECISION UPHeld ON REVIEW	42(1)(b)
<b>IPSWICH CITY</b> 1993-04 REFUSED ACCESS	SMALLWOOD D	QUINN J T GM/TOWN CLERK	DEEMED CONFIRMED	
1993-07 REFUSED ACCESS	SMALLWOOD D	QUINN J T GM/TOWN CLERK	DECISION UPHeld ON REVIEW	
<b>LOGAN CITY</b> 56001 REFUSED ACCESS	ROSEN T W	KELLAR G R PRINCIPAL OFFICER	DECISION UPHeld ON REVIEW	
<b>MAROOCHY SHIRE</b> 930002 REFUSED ACCESS	PHILLIPS G	ADAMSON G PRINCIPAL OFFICER	DECISION O'TURNED ON REVIEW	

## Appendix R

### Internal review decisions

#### Local Government Councils



# INTERNAL REVIEW DECISIONS - LOCAL GOVERNMENT

Local Government	Decision Officer	Review Officer	Decision	Act Provision	Page 2
930008 REFUSED ACCESS	PHILLIPS G	ADAMSON G PRINCIPAL OFFICER	DECISION UPHELD ON REVIEW	22(b)	
930018 REFUSED ACCESS	PHILLIPS G	ADAMSON G PRINCIPAL OFFICER	DECISION O'TURNED ON REVIEW		
MARYBOROUGH CITY 02/93 REFUSED ACCESS	FAULKNER R A	GORRIE N CEO	DECISION UPHELD ON REVIEW	22(a) 42(1)(g) 42(1)(h)	
MULGRAVE SHIRE 56 REFUSED ACCESS	HASANDEDIC K	OTTONE B ACTING CHIEF EXECUTIVE OFFICER	DECISION UPHELD ON REVIEW	42(1)(b) 43(1) 44(1)	
50 REFUSED ACCESS	OTTONE B	CHALMERS D J MANAGER ENGINEERING SERVICES	DECISION VARIED ON REVIEW		
33 REFUSED ACCESS	OTTONE B	MILLS N CHIEF EXECUTIVE OFFICER	WITHDRAWN/DEEMED WITHDRAWN		
18 REFUSED ACCESS	OTTONE B	MILLS N CHIEF EXECUTIVE OFFICER	DECISION UPHELD ON REVIEW	43(1)	
15 REFUSED ACCESS	OTTONE B	MILLS N CHIEF EXECUTIVE OFFICER	DECISION UPHELD ON REVIEW	45(1)(b)	
6 REFUSED ACCESS	OTTONE B	MILLS N CHIEF EXECUTIVE OFFICER	DECISION UPHELD ON REVIEW		
3 REFUSED ACCESS	OTTONE B	MILLS N CHIEF EXECUTIVE OFFICER	DECISION UPHELD ON REVIEW	43(1)	
45 REFUSED ACCESS	OTTONE B	OTTONE B CORPORATE SERVICES MANAGER	DECISION VARIED ON REVIEW		
NOOSA SHIRE 07/93 REFUSED ACCESS	KELLY J	DAVIDSON B A SHIRE CLERK	DECISION UPHELD ON REVIEW	28(2)	

# INTERNAL REVIEW DECISIONS - LOCAL GOVERNMENT

Local Government	Decision Officer	Review Officer	Decision	Act Provision
----- Page 3 -----				
<b>PINE RIVERS SHIRE</b>				
127/93-4 REFUSED ACCESS	GARSKÉ R	BRYCE G R A/PRINCIPAL OFFICER	DECISION VARIED ON REVIEW	
<b>REDCLIFFE CITY</b>				
133/020 THIRD PARTY	HOLMES R	FENNEL, R TOWN CLERK/PRINCIPAL OFFICER	DECISION UPHELD ON REVIEW	
<b>REDLAND SHIRE</b>				
300-03-18 REFUSED ACCESS	CALLOW B	JONES K DIRECTOR CORPORATE SERVICES	DECISION VARIED ON REVIEW	
300-03-22 REFUSED ACCESS	CALLOW B	JONES K DIRECTOR CORPORATE SERVICES	DECISION VARIED ON REVIEW	
300-03-35 REFUSED ACCESS	CALLOW B	JONES K DIRECTOR CORPORATE SERVICES	DECISION UPHELD ON REVIEW	43(1) 45(1)(c)
300-03-35 THIRD PARTY	CALLOW B	JONES K DIRECTOR CORPORATE SERVICES	DECISION UPHELD ON REVIEW	43(1) 45(1)(c)
300-03-43 REFUSED ACCESS	CALLOW B	JONES K DIRECTOR CORPORATE SERVICES	DECISION UPHELD ON REVIEW	43(1) 44(1)
300-03-01 THIRD PARTY	CALLOW B	JONES K DIRECTOR CORPORATE SERVICES	DECISION VARIED ON REVIEW	
300-03-04 REFUSED ACCESS	CALLOW B	JONES K DIRECTOR CORPORATE SERVICES	DECISION VARIED ON REVIEW	
300-03-41 REFUSED ACCESS		JONES K DIRECTOR CORPORATE SERVICES	DECISION VARIED ON REVIEW	
300-03-41 FEES		JONES K DIRECTOR CORPORATE SERVICES	DECISION UPHELD ON REVIEW	
<b>THURINGOMA CITY</b>				
3 REFUSED ACCESS	MCKENZIE J G	GUNN A J CHIEF EXECUTIVE OFFICER	DECISION UPHELD ON REVIEW	42(1)(b)
1 REFUSED ACCESS	MCKENZIE J G	GUNN A J CHIEF EXECUTIVE OFFICER	DECISION UPHELD ON REVIEW	42(1)(b)
<b>GRAND TOTAL</b>	<b>37</b>			

RESPONSE TIME - LOCAL GOVERNMENT

Local Government	Determined	WITHIN 45 DAYS	WITHIN 60 DAYS	WITHIN 75 DAYS	OVER 75 DAYS
ALBERT SHIRE	47	43	3	0	1
BEAUFORT SHIRE	9	7	2	0	0
BOONAH SHIRE	1	0	1	0	0
BOMEN SHIRE	2	1	0	0	1
BRISBANE CITY	126	86	37	1	2
BROADSOUND SHIRE	0	0	0	0	0
BUNDABERG CITY	1	1	0	0	0
BUNGIL SHIRE	0	0	0	0	0
BURDEKIN SHIRE	2	2	0	0	0
BURNETT SHIRE COUNCIL	1	1	0	0	0
CABOOLTURE SHIRE	6	6	0	0	0
CAIRNS CITY	9	3	2	1	3
CALLIOPE SHIRE	0	0	0	0	0
CALOUNDRA CITY	26	20	4	2	0
CAMBOOYA SHIRE	0	0	0	0	0
CARDWELL SHIRE	1	1	0	0	0
CHARTERS TOWERS CITY	2	2	0	0	0
CLIFTON SHIRE	1	0	0	0	1
COOK SHIRE	4	3	0	1	0
COOLOOLA SHIRE COUNCIL	3	3	0	0	0
CROWS NEST SHIRE	2	0	1	1	0
DOUGLAS SHIRE	6	1	3	2	0
DUARINGA SHIRE	4	4	0	0	0
EACHAM SHIRE	2	2	0	0	0
EMERALD SHIRE	3	3	0	0	0
ESK SHIRE	6	5	1	0	0
ETHERIDGE SHIRE	1	1	0	0	0
GATTON SHIRE	8	7	1	0	0
GLADSTONE CITY	4	3	1	0	0
GOLD COAST CITY	14	4	3	2	5
GOONDIWINDI TOWN	1	1	0	0	0
HERBERTON SHIRE	1	1	0	0	0
HERVEY BAY CITY	7	4	2	0	1
IPSWICH CITY	28	19	5	2	2
JOHNSTONE SHIRE	3	1	2	0	0
MT. ISA CITY	1	1	0	0	0
KILCOY SHIRE	2	2	0	0	0
KINGAROOY SHIRE	7	4	1	0	2
LAIDLEY SHIRE	13	9	1	2	1
LIVINGSTONE SHIRE	6	5	0	1	0

Appendix S

Response times

Local Government Councils

RESPONSE TIME - LOCAL GOVERNMENT

Local Government	Determined	WITHIN 45 DAYS	WITHIN 60 DAYS	WITHIN 75 DAYS	OVER 75 DAYS
LOGAN CITY	24	17	3	2	2
MACKAY CITY	5	3	0	1	1
MAREEBA SHIRE	3	2	0	0	1
MAROOCHY SHIRE	17	11	0	3	3
MARYBOROUGH CITY	3	2	0	0	1
MIRANI SHIRE	1	1	0	0	0
MIRIAM VALE SHIRE	1	0	0	1	0
MORETON SHIRE	13	13	0	0	0
MT. MORGAN SHIRE	1	1	0	0	0
MULGRAVE SHIRE	45	27	15	3	0
MURGUN SHIRE	3	3	0	0	0
NANANGO SHIRE	1	1	0	0	0
NOOSA SHIRE	6	4	0	0	2
PEAK DOWNS SHIRE	1	1	0	0	0
PERRY SHIRE	1	0	1	0	0
PINE RIVERS SHIRE	24	16	6	1	1
PITTSWORTH SHIRE	1	1	0	0	0
REDCLIFFE CITY	11	7	3	0	1
REDLAND SHIRE	39	31	6	1	1
RICHMOND SHIRE	2	2	0	0	0
ROCKHAMPTON CITY	22	3	8	8	3
STANTHORPE SHIRE	1	1	0	0	0
THURINGOWA CITY	14	5	8	1	0
TIARO SHIRE	2	2	0	0	0
TOOWOOMBA CITY	8	7	1	0	0
TOWNSVILLE CITY	8	5	1	1	1
WAMBO SHIRE	2	1	0	1	0
WHITSUNDAY SHIRE	3	2	1	0	0
WIDGEE SHIRE	0	0	0	0	0
WONDAI SHIRE	1	1	0	0	0
WOONGARRA SHIRE	1	1	0	0	0
GRAND TOTAL	624	427	123	38	36

Page 2

**FEES & CHARGES NOTIFIED AND COLLECTED - LOCAL GOVERNMENT**

Local Government	FEES		DEPOSITS		CHARGES		TOTAL COLLECTED
	Notified	Collected	Notified	Collected	Notified	Collected	
ALBERT SHIRE	390.00	0.00	41.00	284.35	229.85	660.85	
BEAUDESERT SHIRE	180.00	0.00	0.00	124.50	23.00	203.00	
BOWEN SHIRE	60.00	0.00	0.00	40.00	40.00	100.00	
BRISBANE CITY	3150.00	83.80	46.90	1658.00	1424.60	4621.50	
BROADSOUND SHIRE	30.00	0.00	0.00	0.00	0.00	30.00	
BUNDABERG CITY	60.00	0.00	0.00	0.00	0.00	60.00	
BURDEKIN SHIRE	30.00	0.00	0.00	4.50	4.50	34.50	
CABOOLTURE SHIRE	60.00	0.00	0.00	87.50	87.50	147.50	
CAIRNS CITY	240.00	48.30	0.00	310.50	173.00	413.00	
CALOUNDRA CITY	660.00	0.00	0.00	778.00	413.00	1073.00	
CAMBOOYA SHIRE	30.00	0.00	0.00	0.00	0.00	30.00	
CHARTERS TOWERS CITY	30.00	0.00	0.00	32.30	32.30	32.30	
CLIFTON SHIRE	30.00	0.00	0.00	15.40	0.00	30.00	
COOLOOLA SHIRE COUNCIL	60.00	0.00	0.00	0.00	0.00	60.00	
CROWS NEST SHIRE	60.00	0.00	0.00	81.50	81.50	141.50	
DOUGLAS SHIRE	150.00	0.00	0.00	105.00	105.00	255.00	
DUARINGA SHIRE	30.00	0.00	0.00	0.00	0.00	30.00	
EACHAM SHIRE	30.00	0.00	0.00	6.50	6.50	36.50	
EMERALD SHIRE	90.00	0.00	0.00	68.00	68.00	158.00	
ESK SHIRE	60.00	0.00	0.00	30.85	25.00	85.00	
ETHERIDGE SHIRE	30.00	0.00	0.00	0.00	0.00	30.00	
GATTON SHIRE	180.00	0.00	0.00	100.50	68.00	248.00	
GLADSTONE CITY	90.00	0.00	0.00	306.00	306.00	396.00	
GOLD COAST CITY	780.00	0.00	0.00	0.00	0.00	780.00	
GOONDIWINDI TOWN	30.00	0.00	0.00	3.00	3.00	33.00	
HERBERTON SHIRE	30.00	0.00	0.00	7.00	7.00	37.00	
HERVEY BAY CITY	30.00	0.00	0.00	15.50	15.50	45.50	
IPSWICH CITY	120.00	0.00	0.00	33.00	33.00	153.00	
MT. ISA CITY	60.00	0.00	0.00	0.00	0.00	60.00	
JOHNSTONE SHIRE	150.00	0.00	0.00	11.00	11.00	161.00	
KINGAROO SHIRE	210.00	0.00	0.00	288.40	288.40	498.40	
LAIDLEY SHIRE	210.00	0.00	0.00	92.00	92.00	302.00	
LIVINGSTONE SHIRE	120.00	0.00	0.00	0.00	0.00	120.00	
LOGAN CITY	150.00	20.00	20.00	377.00	153.00	323.00	
MACKAY CITY	150.00	0.00	0.00	77.50	77.50	227.50	
MAREEBA SHIRE	90.00	0.00	0.00	17.00	17.00	107.00	
MAROOCHY SHIRE	180.00	0.00	0.00	171.00	153.50	333.50	
MARYBOROUGH CITY	60.00	0.00	0.00	12.50	12.50	72.50	
MIRANI SHIRE	30.00	0.00	0.00	2.00	0.00	30.00	
MIRIAM VALE SHIRE	30.00	0.00	0.00	6.00	6.00	36.00	
MORETON SHIRE	210.00	0.00	0.00	68.00	68.00	278.00	

**Appendix T**

**Application fees and  
photocopying charges**

**Local Government Councils**

# FEE & CHARGES NOTIFIED AND COLLECTED - LOCAL GOVERNMENT

Local Government	FEES		DEPOSITS		CHARGES		TOTAL COLLECTED
	Notified	Collected	Notified	Collected	Notified	Collected	
MULGRAVE SHIRE	960.00	0.00	82.00	1142.83	832.00		1874.00
NANANGO SHIRE	30.00	0.00	0.00	0.00	0.00		30.00
NOOSA SHIRE	150.00	0.00	0.00	86.00	86.00		236.00
PEAK DOWNS SHIRE	30.00	0.00	0.00	2.00	2.00		32.00
PINE RIVERS SHIRE	570.00	0.00	0.00	991.00	991.00		1561.00
PITTSWORTH SHIRE	30.00	0.00	0.00	0.00	0.00		30.00
REDCLIFFE CITY	60.00	0.00	0.00	0.00	0.00		60.00
REDLAND SHIRE	570.00	0.00	0.00	70.00	120.00		690.00
RICHMOND SHIRE	60.00	0.00	0.00	2.00	2.00		62.00
ROCKHAMPTON CITY	210.00	0.00	0.00	140.50	140.50		350.50
THURINGOMA CITY	210.00	0.00	0.00	222.00	222.00		432.00
TIARO SHIRE	60.00	0.00	0.00	30.00	30.00		90.00
TOOWOOMBA CITY	210.00	0.00	0.00	0.00	0.00		210.00
TOWNSVILLE CITY	240.00	0.00	0.00	95.00	95.00		335.00
WAMBO SHIRE	0.00	0.00	0.00	9.50	9.50		9.50
WHITSUNDAY SHIRE	120.00	0.00	0.00	0.00	0.00		120.00
GRAND TOTAL	11850.00	152.10	189.90	8005.13	6555.15		18595.05

---

## **Appendix U**

---

**Public authorities covered by the  
Freedom of Information Act**

### **MINISTER FOR ADMINISTRATIVE SERVICES**

**Board of Architects of Queensland**, 5th Floor, 80 George Street, Brisbane Q 4000  
**Board of Professional Engineers of Queensland**, 4th Floor, 80 George Street Brisbane Q 4000  
**State Purchasing Council**, 16th Floor, Mineral House 41-59 George Street, Brisbane Q 4000

### **MINISTER FOR BUSINESS, INDUSTRY AND REGIONAL DEVELOPMENT**

**Queensland Small Business Corporation**, GPO Box 329, Brisbane Q 4001  
**Retail Shop Leases Mediation Panel**, GPO Box 1141, Brisbane Q 4001  
**Retail Shop Leases Tribunal**, GPO Box 1141, Brisbane Q 4001

### **DEPUTY PREMIER, MINISTER FOR EMERGENCY SERVICES AND MINISTER FOR RURAL COMMUNITIES AND CONSUMER AFFAIRS**

**Auctioneers and Agents Committee**, c/- Overett Group, PO Box 103, Archerfield Q 4108  
**Board of Trustees of the Funeral Benefit Trust Fund**, c/- Mr W Cannon, State Actuary's Office,  
Treasury Department, GPO Box 611, Brisbane Q 4001  
**Consumer Safety Committee**, Department of Consumer Affairs, GPO Box 3111, Brisbane Q 4001  
**Disaster Appeals Trust Fund Committee**, Department of Consumer Affairs, GPO Box 311,  
Brisbane Q 4001  
**Trustees of the Qld Ambulance Service Superannuation Scheme**, GPO Box 1425, Brisbane Q  
4001  
**Trustees of the Qld Fire Brigade's Employees' Superannuation Plan**, PO Box 170, Roma Street Q  
4003

### **MINISTER FOR EMPLOYMENT, VOCATIONAL AND EDUCATIONAL TRAINING AND INDUSTRIAL RELATIONS**

**Anzac Day Trust**, 11th Floor, Citibank Centre, 199 Charlotte Street, Brisbane Q 4000  
**Building & Construction Industry (Portable Long Service Leave) Board**, Level 4, Lutwyche  
Shopping Centre, 543 Lutwyche Road, Lutwyche Q 4030  
**Building Industry Workplace Health & Safety Committee**, Division of Workplace, Health &  
Safety Council Secretariat, GPO Box 69, Brisbane Q 4001  
**Cardiac Assessment Tribunal**, Workers' Compensation Board, Medical Assessment Tribunals,  
Floor 8, 280 Adelaide Street, Brisbane Q 4000  
**Community Services Industry Workplace Health & Safety Committee**, Division of Workplace,  
Health & Safety Council Secretariat, GPO Box 69, Brisbane Q 4001  
**Consumer Products Manufacturing Industry Workplace Health & Safety Committee**, Division of  
Workplace, Health & Safety Council Secretariat, GPO Box 69, Brisbane Q 4001  
**Dermatology Assessment Tribunal**, Workers' Compensation Board, Medical Assessment  
Tribunals, Floor 8, 280 Adelaide Street, Brisbane Q 4000

**Diving Industry Workplace Health & Safety Committee**, Division of Workplace, Health & Safety Council Secretariat, GPO Box 69, Brisbane Q 4001

**Ear, Nose & Throat Assessment Tribunal**, Workers' Compensation Board, Medical Assessment Tribunals, Floor 8, 280 Adelaide Street, Brisbane Q 4000

**Emerald Rural Training School Board**, Capricorn Highway, Emerald Q 4720

**Engineering Construction and Utility Services Industry Workplace Health & Safety Committee**, Division of Workplace, Health & Safety Council Secretariat, GPO Box 69, Brisbane Q 4001

**Finance, Property, Business Services and Public Administration Industry Workplace Health & Safety Committee**, Division of Workplace, Health & Safety Council Secretariat, GPO Box 69, Brisbane Q 4001

**General Medical Assessment Tribunal**, Workers' Compensation Board, Medical Assessment Tribunals, Floor 8, 280 Adelaide Street, Brisbane Q 4000

**Industrial Court**, GPO Box 373, Brisbane Q 4001

**Industrial Registrar's Office**, GPO Box 373, Brisbane Q 4001

**Industrial Relations Consultative Committee**, 12th Floor, Citibank Centre, 199 Charlotte Street, Brisbane Q 4000

**Longreach Rural Training School Board**, Landsborough Highway, Longreach Q 4730

**Lower Burdekin Training School Board**, PMB 6, MS 54, AYR Q 4807

**Metals Manufacturing and Mineral Processing Industry Workplace Health & Safety Committee**, Division of Workplace, Health & Safety Council Secretariat, GPO Box 69, Brisbane Q 4001

**Neurology Assessment Tribunal**, Workers' Compensation Board, Medical Assessment Tribunals, Floor 8, 280 Adelaide Street, Brisbane Q 4000

**Ophthalmology Assessment Tribunal**, Workers' Compensation Board, Medical Assessment Tribunal, Floor 8, 280 Adelaide Street, Brisbane Q 4000

**Orthopaedic Assessment Tribunal**, Workers' Compensation Board, Medical Assessment Tribunals, Floor 8, 280 Adelaide Street, Brisbane Q 4000

**Prescribed Disfigurement Assessment Tribunal**, Workers' Compensation Board Medical Assessment Tribunal, Floor 8, 280 Adelaide Street, Brisbane Q 4000

**Queensland Industrial Relations Commission**, GPO Box 373, Brisbane Q 4001

**Recreation, Personal & Other Services Industry Workplace Health & Safety Committee**, Division of Workplace, Health & Safety Council Secretariat, GPO Box 69, Brisbane Q 4001

**Retail & Wholesale Trade Industry Workplace Health & Safety Committee**, Division of Workplace, Health & Safety Council Secretariat, GPO Box 69, Brisbane Q 4001

**Rural Industry Workplace Health & Safety Committee**, Division of Workplace, Health & Safety Council Secretariat, GPO Box 69, Brisbane Q 4001

**South Queensland Rural Training School Board**, PO Box 398, Dalby Q 4405

**Transport & Storage Industry Workplace Health & Safety Committee**, Division of Workplace, Health & Safety Council Secretariat, GPO Box 69, Brisbane Q 4001

**Vocational Education, Training & Employment Commission**, 8th Floor, Forbes House, 30 Makerston Street, Brisbane Q 4000

**Workers' Compensation Board of Queensland**, 17th Floor, Workers' Compensation Building, 280 Adelaide Street, Brisbane Q 4000

**Workplace Health & Safety Council**, 12th Floor, Citibank Centre, 199 Charlotte Street, Brisbane Q 4000

**Bayside Community College Council**, PO Box 452, Capalaba Q 4157

**Bundaberg College of TAFE Council**, PO Box 512, Bundaberg Q 4670

**Burdekin College of TAFE Council**, Locked Bag 2, Home Hill Q 4806

**Cairns College of TAFE Council**, Private Mail Bag 1, Cairns Q 4870

**Central Highlands College of TAFE Council**, Capricorn Highway, Emerald Q 4720

**College of the South West Council**, PO Box 181, Roma Q 4455

**College of Tourism & Hospitality Council**, PO Box 548, South Brisbane Q 4101

**Gateway Community TAFE College Council**, 776 Kingsford Smith Drive, Eagle Farm Q 4009

**Gladstone College of TAFE Council**, PO Box 1334, Gladstone Q 4680

**Gold Coast Institute of TAFE Council**, PO Box 5547, Bundall Q 4217



**Gympie College of TAFE Council**, Cartwright Road, Gympie Q 4570  
**Hervey Bay Senior College**, PO Box 561, Pialba Q 4655  
**Ipswich College of TAFE Council**, PO Box 138, Booval Q 4304  
**Ithaca College of TAFE Council**, Fulcher Road, Red Hill Q 4059  
**Johnstone College of TAFE Council**, PO Box 1453, Innisfail Q 4860  
**Kangaroo Point College of TAFE Council**, Main Street, Kangaroo Point Q 4169  
**Logan College of TAFE Council**, 54-68 Armstrong Road, Loganlea Q 4131  
**Mackay College of TAFE Council**, PO Box 135, Mackay Q 4740  
**Maryborough College of TAFE Council**, PO Box 65, Maryborough Q 4650  
**Mount Gravatt College of TAFE Council**, PO Box 326, Mount Gravatt Q 4122  
**Mount Isa College of TAFE Council**, PO Box 1612, Mount Isa Q 4825  
**North Point College of TAFE Council**, 157 Norris Road, Bracken Ridge Q 4107  
**Queensland Distance Education College**, 59 Peel Street, South Brisbane Q 4101  
**Rockhampton College of TAFE Council**, PO Box 65, Rockhampton Q 4700  
**South Brisbane College of TAFE Council**, 97 Merivale Street, South Brisbane Q 4101  
**South Burnett College of TAFE Council**, PO Box 335, Kingaroy Q 4610  
**Southern Downs Community College of TAFE Council**, PO Box 260, Warwick Q 4370  
**Sunshine Coast Community College Council**, MC Box 5252, Nambour Q 4560  
**Toowoomba College of TAFE Council**, PO Box 80, Toowoomba Q 4550  
**Townsville College of TAFE Council**, PMB 1, Hermit Park Q 4812  
**Whitsunday College of TAFE Council**, Locked Bag 2, Airlie Beach Q 4802  
**Yeronga College of TAFE Council**, PO Box 6045, Fairfield Gardens Q 4107

#### **MINISTER FOR EDUCATION**

**Board of the Queensland Tertiary Education Foundation**, PO Box 33, Brisbane Albert St Q 4002  
**Board of Senior Secondary School Studies**, PO Box 307, Spring Hill Q 4004  
**Board of Teacher Registration**, PO Box 389, Toowong Q 4066  
**Griffith University**, Kessels Road, Nathan Q 4111  
**James Cook University of North Queensland**, Post Office, James Cook University, Townsville Q 4811  
**Queensland University of Technology**, PO Box 2434, Brisbane Q 4001  
**Senate of the University of Queensland**, c/- University of Queensland, Sir Fred Schonell Drive, St Lucia 4067  
**Tertiary Entrance Procedures Authority**, c/- PO Box 117, Brisbane, North Quay 4002  
**University of Southern Queensland**, c/- Post Office, Darling Heights, Toowoomba Q 4350  
**University of Queensland**, Sir Fred Schonell Drive, St Lucia Q 4067  
**University of Central Queensland**, Corner Bruce Highway & Yeppoon Road, Rockhampton Q 4700

#### **MINISTER FOR ENVIRONMENT AND HERITAGE**

**Beach Protection Authority**, PO Box 155, North Quay Q 4002  
**Board of Trustees of Newstead House**, Breakfast Creek Road, Newstead Q 4006  
**National Trust of Queensland**, GPO Box 9843, Brisbane Q 4001  
**Queensland Heritage Council**, PO Box 155, Brisbane Albert Street Q 4002  
**Queensland Recreation Areas Management Authority**, PO Box 155, Brisbane Albert Street Q 4002  
**Raine Island Corporation**, PO Box 155, Brisbane Albert Street Q 4002  
**Wet Tropics Management Authority**, PO Box 2050, Cairns Q 4870

## **MINISTER FOR FAMILY SERVICES AND ABORIGINAL AND ISLANDER AFFAIRS**

**Aboriginal Co-ordinating Council**, PO Box 6512, Cairns Mail Centre, Cairns Q 4870  
**Adoptions Appeals Tribunal**, GPO Box 259, Brisbane Q 4001  
**Associations Natural Disaster Relief Committee**, GPO Box 806, Brisbane Q 4001  
**Disability Services Advisory Committee**, PO Box 306, Red Hill Q 4059  
**Intellectually Disabled Citizens Council of Queensland**, GPO Box 1639, Brisbane Q 4001  
**Island Co-ordinating Council**, PO Box 264, Thursday Island Q 4875  
**Island Industries Board**, PO Box 264, Thursday Island Q 4875  
**Ministerial Advisory Committee on Child Care**, GPO Box 806, Brisbane Q 4001  
**Queensland Domestic Violence Council**, c/- Community Services Development, FSAIA, GPO Box 806, Brisbane Q 4001  
**Queensland State Planning Advisory Committee (for child care)**, c/- 14 Edmonstone Street, Newmarket Q 4051  
**Supported Accommodation & Assistance Programme Ministerial Advisory Committee**, GPO Box 806, Brisbane Q 4001  
**The Legal Friend**, c/- GPO Box 1639, Brisbane Q 4001

## **MINISTER FOR HEALTH**

**Board of Nursing Studies**, GPO Box 1909, Brisbane Q 4001  
**Brisbane North Regional Health Authority**, PO Box 251, Chermside Q 4032  
**Brisbane South Regional Health Authority**, PO Box 6509, Upper Mount Gravatt Q 4122  
**Central Regional Health Authority**, PO Box 5945, Rockhampton Mail Centre Q 4702  
**Central West Regional Health Authority**, PO Box 510, Longreach Q 4730  
**Chiropractors & Osteopaths Board of Queensland**, GPO Box 2438, Brisbane Q 4001  
**Council of the Queensland Institute of Medical Research**, 300 Herston Road, Herston Q 4027  
**Darling Downs Health Services Foundation**, Private Mail Bag No.2, Toowoomba Q 4350  
**Darling Downs Regional Health Authority**, DX41099, Toowoomba Q 4350  
**Dental Board of Queensland**, GPO Box 2438, Brisbane Q 4001  
**Dental Technicians & Dental Prosthetists Board of Queensland**, GPO Box 2438, Brisbane Q 4001  
**Health Rights Commission**, GPO Box 3089, Brisbane Q 4001  
**Mackay Regional Health Authority**, PO Box 4, Mackay Q 4740  
**Medical Board of Queensland**, GPO Box 2438, Brisbane Q 4001  
**Medical Assessment Tribunal**, GPO Box 2438, Brisbane Q 4001  
**Mental Health Tribunal**, c/- Mental Health Branch, GPO Box 48, Brisbane Q 4001  
**Northern Regional Health Authority**, PO Box 1293, Townsville Q 4810  
**Nurses Registration Board of Queensland**, GPO Box 2438, Brisbane Q 4001  
**Optometrists Board of Queensland**, GPO Box 2438, Brisbane Q 4001  
**Patient Review Tribunal**, Brisbane Region, GPO Box 48, Brisbane Q 4001  
**Patient Review Tribunal**, Central Region, GPO Box 48, Brisbane Q 4001  
**Patient Review Tribunal**, Northern Region, GPO Box 48, Brisbane Q 4001  
**Patient Review Tribunal**, South Eastern Region, GPO Box 48, Brisbane Q 4001  
**Patient Review Tribunal**, South Western Region, GPO Box 48, Brisbane Q 4001  
**Peninsula & Torres Strait Regional Health Authority**, c/- Regional Director, PO Box 5465, Cairns Q 4870  
**Physiotherapists Board of Queensland**, GPO Box 2438, Brisbane Q 4001  
**Podiatrists Board of Queensland**, GPO Box 2438, Brisbane Q 4001  
**Prince Charles Hospital Foundation**, Prince Charles Hospital, Rode Road, Chermside Q 4032  
**Princess Alexandra Hospital Research & Development Foundation**, Princess Alexandra Hospital, Ipswich Road, Woolloongabba Q 4102  
**Psychologists Board of Queensland**, GPO Box 2438, Brisbane Q 4001

**Queensland Institute of Medical Research**, 300 Herston Road, Herston Q 4027  
**Radiological Advisory Council of Queensland**, GPO Box 2438, Brisbane 4001  
**Royal Brisbane Hospital Foundation**, Herston Road, Herston Q 4029  
**Royal Children's Hospital Foundation**, PO Box 99, Royal Brisbane Hospital, Herston Q 4029  
**Royal Women's Hospital Research & Development Foundation**, Post Office, Royal Brisbane Hospital, Herston Q 4029  
**South Coast Regional Health Authority**, PO Box 241 Southport Q 4215  
**South West Regional Health Authority**, PO Box 1006, Roma Q 4455  
**Speech Therapists Board of Queensland**, GPO Box 2438, Brisbane Q 4001  
**Sunshine Coast Regional Health Authority**, PO Box 363, Maroochydore Q 4558  
**The Occupational Therapists Board of Queensland**, GPO Box 2438, Brisbane Q 4001  
**The Pharmacy Board of Queensland**, GPO Box 2438, Brisbane Q 4001  
**Townsville General Hospital Foundation**, PO Box 1293, Townsville Q 4810  
**West Moreton Regional Health Authority**, PO Box 456, Ipswich Q 4305  
**Wide Bay Regional Health Authority**, PO Box 116, Torquay Q 4655

<b>MINISTER FOR HOUSING, LOCAL GOVERNMENT AND PLANNING</b>
--

**Amenity & Aesthetics Panel**, Floor 12, GPO Box 690, Brisbane Q 4001  
**Board of Examiners for Engineers and Overseers of Works to Local Authorities**, GPO Box 690, Brisbane Q 4001  
**Building Advisory Committee**, GPO Box 690, Brisbane Q 4001  
**Building Services Authority**, PO Box 84, Stones Corner Q 4120  
**Building Tribunals**, GPO Box 690, Brisbane Q 4001  
**Cairns Mulgrave Water Supply Board**, c/- Cairns City Council, PO Box 359, Cairns Q 4870  
**Caloundra/Maroochy Water Supply Board**, Maroochy Shire Council, PO Box 76, Nambour Q 4560  
**Central Highlands Regional Library Service Board**, c/- Emerald Shire Council, PO Box 21, Emerald Q 4720  
**Central Western Regional Library Service Board**, PO Box 138, Barcaldine Q 4725  
**Chinatown Mall Advisory Committee**, Brisbane City Council, Brisbane Q 4000  
**Co-ordinating & Advisory Committee for Mornington**, GPO Box 690, Brisbane Q 4001  
**Dalby-Wambo Aerodrome Board**, PO Box 549, Dalby Q 4405  
**Dalby-Wambo Library Board**, PO Box 206, Dalby Q 4405  
**Dalby-Wambo Saleyards Board**, PO Box 549, Dalby Q 4405  
**Emerald-Peak Downs Saleyards Board**, c/- Emerald Shire Council, PO Box 21, Emerald Q 4720  
**Esk, Gatton and Laidley Water Board**, PO Box 82, Gatton Q 4343  
**Far North Qld Joint Health Brd**, Offices 18-19, Woree Plaza, Toogood Rd, Woree, Cairns Q 4868  
**Gladstone-Calliope Aerodrome Board**, Aerodrome Road, Gladstone Airport, Gladstone Q 4680  
**Goondiwindi-Waggamba Aerodrome Board**, PO Box 212, Goondiwindi Q 4390  
**Goondiwindi-Waggamba Community Cultural Centre Board**, PO Box 92, Goondiwindi Q 4390  
**Ipswich-Moreton Water Supply Board**, PO Box 192, Ipswich Q 4305  
**Local Government Auditors Board**, GPO Box 1139, Brisbane Q 4001  
**Local Government Association**, PO Box 730, Fortitude Valley Q 4006  
**Local Government Clerks Board**, Floor 11, GPO Box 690, Brisbane Q 4001  
**Local Government Grants Commission**, GPO Box 690, Brisbane Q 4001  
**Local Government Officers' Appeal Board**, GPO Box 690, Brisbane Q 4001  
**Local Government Superannuation Board**, GWA House, 10 Market Street, Brisbane Q 4000  
**Local Government Town Planners Board**, GPO Box 690, Brisbane Q 4001  
**Northern Queensland Afforestation Program Joint Board**, c/- The Shire Clerk, Johnstone Shire Council, PO Box 887, Innisfail Q 4860  
**North West Regional Library Service Board**, PO Box 298, Mount Isa Q 4928  
**Office of Local Government Commissioner**, PO Box 730, Fortitude Valley Q 4006

**Plumbers and Drainers Examination and Licensing Board**, GPO Box 690, Brisbane 4001  
**Queensland Building Tribunal**, PO Box 3535, South Brisbane Q 4101  
**Rental Bond Authority**, c/- 57 Pie Street, Aspley Q 4034  
**Rockhampton District Saleyards Board**, PO Box 396, Rockhampton Q 4700  
**Roma-Bungil Showground and Saleyards Board**, PO Box 499, Roma Q 4455  
**South Western Regional Library Service Board**, PO Box 174, Charleville Q 4470  
**Sunshine Coast Regional Library Service Board**, c/- The Shire Clerk, Maroochy Shire Council,  
 PO Box 76, Nambour Q 4560  
**Trustees of the Local Authorities' Debt Redemption Fund**, GPO Box 690, Brisbane 4001  
**Warwick and District Municipal Saleyards Board**, c/- The Town Clerk, Warwick City Council,  
 PO Box 26, Warwick Q 4370

#### **MINISTER FOR JUSTICE, ATTORNEY-GENERAL AND MINISTER FOR THE ARTS**

**Appeal Costs Board**, GPO Box 1601, Brisbane Q 4001  
**The Barristers' Board**, PO Box 412, North Quay Q 4002  
**Criminal Justice Commission**, PO Box 157, North Quay, Q 4002  
**Electoral Commission of Queensland**, Railways Bldg 1B, Unit 2, 317 Upper Edward Street,  
 Brisbane Q 4000  
**Grants Committee**, GPO Box 3114, Brisbane Q 4001  
**Legal Aid Commission of Queensland**, GPO Box 9898, Brisbane Q 4001  
**Library Board of Queensland**, PO Box 488, South Brisbane Q 4101  
**Office of the Director of Prosecutions**, GPO Box 2403, Brisbane Q 4001  
**Public Trust Office Investment Board**, GPO Box 1449, Brisbane Q 4001  
**Queensland Art Gallery Board of Trustees**, PO Box 3686, South Brisbane Q 4101  
**Queensland Cultural Centre Trust**, PO Box 159, South Brisbane Q 4101  
**Queensland Museum**, PO Box 3300, South Brisbane Q 4101  
**Queensland Performing Arts Trust**, PO Box 4101, South Brisbane Q 4101  
**Queensland State Library**, PO Box 488, South Brisbane Q 4104  
**Royal Queensland Theatre Company**, GPO Box 21, Brisbane Q 4001  
**Supreme Court Library Committee**, PO Box 19, North Quay Q 4002  
**The Lay Observer**, PO Box 12281, Elizabeth Street, Brisbane Q 4002

#### **MINISTER FOR LANDS**

**Darling Downs-Moreton Rabbit Board**, MS 1003, Warwick Q 4370  
**Land Court**, PO Box 367, Brisbane Roma Street Q 4003  
**Land Tribunal**, PO Box 127, Brisbane Q 4003  
**Rural Lands Protection Board**, PO Box 168, Brisbane Q 4002  
**Surveyors Board of Queensland**, PO Box 3211, South Brisbane Q 4101  
**Valuers Registration Board of Queensland**, GPO Box 1401, Brisbane Q 4001

#### **MINISTER FOR MINERALS AND ENERGY**

**Board of (Mining) Examiners**, 6th Floor, 61 Mary Street, Brisbane Q 4000  
**Queensland Coal Board**, 7th Floor, 61 Mary Street, Brisbane Q 4000  
**Queensland Electricity Commission**, GPO Box 10, Brisbane Q 4001  
**Queensland Mines Rescue Brigade**, PO Box 657, Rockhampton Q 4700  
**State Gas Pipeline**, 4th Floor, 61 Mary Street, Brisbane Q 4000  
**The Capricornia Electricity Board**, "Inverness", Blackall Q 4472  
**The Far North Queensland Electricity Board**, PO Box 358, CAIRNS Q 4870

**The Mackay Electricity Board**, Post Office, Farleigh Q 4740  
**The North Queensland Electricity Board**, PO Box 1090, Townsville 4810  
**The Qld Electricity Supply Industry Superannuation Board**, GPO Box 10, Brisbane Q 4001  
**The South East Queensland Electricity Board**, PO Box 21, Cleveland Q 4160  
**The South West Queensland Electricity Board**, PO Box 22, Charleville Q 4470  
**The Wide Bay-Burnett Electricity Board**, PO Box 533, Pialba Q 4655

#### **MINISTER FOR POLICE AND CORRECTIVE SERVICES**

**Brisbane Regional Community Correction Board**, 231 Turbot Street, Brisbane Q 4000  
**North Queensland Regional Community Corrections Board**, Lotus Glen Correctional Centre, Private Mail Bag 1, Mareeba Q 4880  
**Queensland Community Corrections Board**, 7th Floor, Railway 1B Building, 231 Turbot Street, Brisbane Q 4000  
**Queensland Corrective Services Commission**, GPO Box 1054, Brisbane Q 4001  
**Rockhampton Regional Community Corrections Board**, Rockhampton Correctional Centre, Private Mail Bag 11, Rockhampton Mail Centre, Rockhampton Q 4700  
**Townsville Regional Community Corrections Board**, Townsville Correctional Centre, PO Box 5574 MSO, Townsville Q 4810  
**West Moreton Regional Community Corrections Board**, Wacol Correctional Centre, PO Box 600, Darra Q 4076

#### **PREMIER AND MINISTER FOR ECONOMIC AND TRADE DEVELOPMENT**

**Queensland Audit Office**, 160 Mary Street, Brisbane Q 4000  
**Electoral & Administrative Review Commission**, Level 9, Capital Hill Building, 85 George Street, Brisbane Q 4000  
**Information Policy Board**, Executive Building, 100 George Street, Brisbane Q 4000  
**Office of the Cabinet**, 15th floor, Executive Building, 100 George Street, Brisbane, 4000  
**Office of the Information Commissioner (Qld)**, Level 25 Jetset Centre, 283 Edward Street, Brisbane Q 4000 (N.B. Statement of Affairs & Policy Documents Apply)  
**Office of the Queensland Parliamentary Council**, 4th Floor, David Longland Building, 81 George Street, Brisbane Q 4000  
**Parliamentary Commission for Administrative Investigations**, Floor 21, 288 Edward Street, Brisbane Q 4000  
**Public Sector Management Commission**, Executive Annexe, 102 George St, Brisbane Q 4000  
**Queensland Women's Consultative Council**, Executive Bldg, 100 George St, Brisbane Q 4000  
**Southbank Corporation**, 234 Gray Street, Brisbane Q 4101  
**Trustees of the Parliamentary Contributory Superannuation Fund**, 15th Floor, Executive Building, 100 George Street, Brisbane Q 4000

#### **MINISTER FOR PRIMARY INDUSTRIES**

**Agricultural Chemicals Distribution Control Board**, 80 Meiers Road, Indooroopilly Q 4068  
**Agricultural Requirements Board**, 80 Meiers Road, Indooroopilly Q 4068  
**Artificial Insemination & Advisory Board**, GPO Box 46, Brisbane Q 4001  
**Australian Quality Egg Farms Ltd**, PO Box 41, Red Hill Q 4059  
**Ayr Cane Protection & Productivity Board**, PO Box 597, AYR Q 4807  
**Babinda Cane Protection & Productivity Board**, PO Box 56, Babinda Q 4681  
**Babinda Local Board**, Highview Place, Belvedere, Innisfail Q 4860  
**Babinda Swamp Drainage Board**, PO Box 169, Babinda Q 4861

**Banana Industry Protection Board**, c/-Division of Plant Protection DPI, 80 Meiers Road, Indooroopilly Q 4068  
**Benleith Water Board**, MS 671, Baralaba Q 4702  
**Bingera Cane Protection & Productivity Board**, c/-Gibson and Howe Pty Ltd Private Mail Bag, Bundaberg Q 4670  
**Bingera Local Board**, Magistrates Court Office, PO Box 908, Bundaberg 4670  
**Bones Knob Water Board**, PO Box 161, Atherton Q 4883  
**Boonah Shire River Improvement Trust**, PO Box 97, Boonah Q 4310  
**Boondoomba Water Board**, PMB 11, Kingaroy Q 4610  
**Bremer River Improvement Trust**, Locked Mail Bag No.1, Yamanto Q 4306  
**Brigooda Water Board**, PO Box 11, Proston Q 4613  
**Brisbane Forest Park Administration Authority**, 60 Mount Nebo Road, The Gap Q 4061  
**Brisbane Forest Park Advisory Planning Board**, 60 Mount Nebo Road, The Gap Q 4061  
**Brisbane Market Trust**, PO Box 8, Brisbane Market Q 4106  
**Burdekin River Improvement Trust**, PO Box 974, AYR Q 4807  
**Burdekin River Irrigation Area Technical Advisory Committee**, c/-DPI PO Box 1158, AYR Q 4807  
**Burdekin River Irrigation Area Advisory Committee**, c/-DPI PO Box 1158, AYR Q 4807  
**Bureau of Sugar Experiment Stations**, PO Box 86, Indooroopilly Q 4068  
**Callandoon Water Supply Board**, 5 Hindmarsh Street, Goondiwindi Q 4390  
**Cardwell Shire River Improvement Trust**, PO Box 401, Tully Q 4854  
**Central Queensland Egg Marketing Board**, PO Box 510, Rockhampton Q 4700  
**Chicken Meat Industry Committee**, PO Box 3128, South Brisbane Q 4101  
**Clifton Shire River Improvement Trust**, PO Box 74, Clifton Q 4361  
**Condamine Plains Water Board**, PO Box 49, Pittsworth Q 4356  
**Condamine River Improvement Trust**, PO Box 19, Allora Q 4362  
**Coreen Water Board**, PO Box 403, Biloela Q 4715  
**Cowley Drainage Board**, PO Box 32, Innisfail Q 4860  
**Crowley Vale Water Board**, PO Box 464, Gatton Q 4343  
**Dairy Industry Appeals Tribunal**, GPO Box 46, Brisbane Q 4001  
**Don River Improvement Trust**, PO Box 306, Bowen Q 4805  
**Douglas Shire River Improvement Trust**, PO Box 357, Mossman Q 4873  
**Dumaresq-Barwon Border Rivers Commission**, GPO Box 2454, Brisbane Q 4001  
**East Deeral Drainage Board**, PO Box 169, Babinda Q 4861  
**East Euramo Drainage Board**, PO Box 514, Tully Q 4854  
**Fairymead Cane Protection & Productivity Board**, PO Box 593, Bundaberg Q 4670  
**Fairymead Local Board**, PO Box 908, Bundaberg 4670  
**Farleigh Local Board**, PO Box 794, Mackay Q 4740  
**Fishing Industry Appeals Tribunal**, GPO Box 46, Brisbane Q 4001  
**Foresthorne Drainage Board**, PO Box 840, Ingham Q 4850  
**Gladstone Area Water Board**, PO Box 466, Gladstone Q 4680  
**Glamorgan Vale Water Board**, PO Box 26, Marburg Q 4346  
**Glengallan Shire River Improvement Trust**, PO Box 55, Warwick Q 4370  
**Grain Research Foundation**, c/- QLD Grain Growers' Assoc PO Box 360, Toowoomba Q 4350  
**Grainco Queensland Co-operative Association Ltd.**, PO Box 1953, Toowoomba Q 4350  
**Grevillea Water Board**, PO Box 403, Biloela Q 4715  
**Haughton River Improvement Trust**, PO Box 974, AYR Q 4807  
**Hen Quota Appeals Tribunal**, GPO Box 46, Brisbane Q 4001  
**Hen Quota Committee**, PO Box 675, Tewantin Q 4565  
**Herbert River Cane Protection & Productivity Board**, PO Box 135, Ingham Q 4850  
**Herbert River Improvement Trust**, PO Box 366, Ingham Q 4850  
**Inkerman Cane Protection & Productivity Board**, PO Box 209, Home Hill Q 4806  
**Inkerman Local Board**, PO Box 594, AYR Q 4807  
**Invicta Cane Protection & Productivity Board**, PO Box 957, AYR Q 4807



**Invicta Local Board**, PO Box 594, AYR Q 4807  
**Isis Cane Protection & Productivity Board**, PO Box 95, Childers Q 4660  
**Isis Local Board**, PO Box 39, Childers Q 4660  
**Johnstone Shire River Improvement Trust**, PO Box 887, Innisfail Q 4860  
**Jondaryan Shire River Improvement Trust**, PO Box 105, Oakey Q 4401  
**Juandah Water Board**, "East Lynne", Wandoan Q 4419  
**Kalamia Local Board**, PO Box 0594, AYR Q 4807  
**Kaywanna Bore Water Supply Board**, PO Box 468 Goondiwindi Q 4390  
**Kooingal Water Board**, PO Box 403, Biloela Q 4715  
**Livestock & Meat Authority of Queensland**, PO Box 440 Spring Hill Q 4004  
**Loder Creek Drainage Board**, PO Box 840, Ingham Q 4850  
**Mackay Cane Protection & Productivity Board**, PO Box 117, Mackay Q 4740  
**Macknade Local Board**, PO Box 1590, Ingham 4850  
**Mandam Drainage Board**, PO Box 410, Ingham Q 4850  
**Marathon Bore Water Board**, c/- Clark & Tate, GPO Box 1843, Brisbane Q 4001  
**Marian Local Board**, PO Box 794, Mackay Q 4740  
**Maryborough Cane Protection & Productivity Board**, PO Box 172, Maryborough Q 4650  
**Maryborough Local Board**, c/- Magistrates Courts Office, PO Box 133, Gympie Q 4570  
**Mathews Road Drainage Board**, PO Box 169, Babinda Q 4861  
**Merlwood Water Board**, PO Box 44, Murgon Q 4605  
**Middle Park Bore Water Supply Board**, c/-DPI PO Box 126, Blackall Q 4723  
**Millaquin Local Board**, PO Box 908, Bundaberg 4670  
**Millaquin/Qunaba Cane Protection & Productivity Board**, PO Box 953, Bundaberg Q 4670  
**Millmerran Shire River Improvement Trust**, PO Box 42, Millmerran Q 4357  
**Moreton Cane Protection & Productivity Board**, PO Box 82, Nambour Q 4650  
**Moreton Local Board**, PO Box 732, Maroochydore 4558  
**Mossman Cane Protection & Productivity Board**, PO Box 191, Mossman Q 4873  
**Mossman Local Board**, PO Box 103, Mossman Q 4873  
**Mount Isa Water Board**, PO Box 2173, Mount Isa Q 4825  
**Mourilyan Cane Protection & Productivity Board**, PO Box 77, Mourilyan Q 4853  
**Mourilyan Drainage Board**, PO Box 32, Innisfail Q 4860  
**Mourilyan Local Board**, 18 Ryan Street, Innisfail Q 4868  
**Mulgildie Water Board**, PO Box 69, Monto Q 4630  
**Mulgrave Cane Protection & Productivity Board**, PO Box 21, Gordonvale Q 4865  
**Mulgrave Local Board**, 13 Tamba Street, Bayview Heights Q 4868  
**Mulgrave Shire River Improvement Trust**, PO Box 1098, Cairns Q 4870  
**North Burdekin Water Board**, PO Box 720, AYR Q 4807  
**Oaky Creek Water Board**, PO Box 403, Biloela Q 4715  
**Orchard Creek Drainage Board**, PO Box 514, Tully Q 4854  
**Palmgrove Water Board**, c/- Jago & Co., PO Box 295, Moura Q 4718  
**Pioneer Local Board**, PO Box 594, AYR Q 4807  
**Pioneer River Improvement Trust**, PO Box 111, Mackay Q 4740  
**Plane Creek Cane Protection & Productivity Board**, PO Box 216, Sarina Q 4737  
**Plane Creek Local Board**, PO Box 794, Mackay Q 4740  
**Pleystowe Local Board**, PO Box 794, Mackay Q 4740  
**Poultry Advisory Board**, c/- DPI GPO Box 46, Brisbane Q 4001  
**Proserpine Cane Protection & Productivity Control Board**, PO Box 374, Proserpine Q 4800  
**Proserpine Local Board**, PO Box 117, Proserpine Q 4800  
**Proserpine River Improvement Trust**, PO Box 104, Proserpine Q 4800  
**Queensland Cane Growers' Organisation**, GPO Box 1032, Brisbane Q 4001  
**Queensland Commercial Fisherman's Organisation**, PO Box 392, Clayfield Q 4011  
**Queensland Dairy Farmers' Organisation**, PO Box 61, Roma Street, Brisbane Q 4003  
**Queensland Dairy Authority**, Private Mail Bag No.5, Roma Street, Brisbane Q 4003  
**Queensland Egg Industry Management Authority**, PO Box 675 Tewantin Q 4565

**Queensland Fish Management Authority**, PO Box 344, Fortitude Valley Q 4006  
**Queensland Fruit & Vegetable Growers**, PO Box 19, Brisbane Market 4106  
**Qld Fruit & Vegetable Growers' Council of Agriculture**, PO Box 19, Brisbane Market Q 4106  
**Queensland Pork Producers' Organisation**, 147 Moggill Road, Taringa Q 4068  
**Queensland Sugar Corporation**, GPO Box 891, Brisbane Q 4001  
**Racecourse Local Board**, PO Box 794, Mackay 4740  
**Ripple Creek Drainage Board**, PO Box 840, Ingham Q 4850  
**Roadvale Water Board**, MS 342, Roadvale Q 4310  
**Rocky Point Cane Protection & Productivity Board**, c/- Mrs K Kaddatz, 22 McIvor Court, Ormeau Q 4208  
**Rocky Point Local Board**, 10 Loran Place, Taigum Q 4034  
**Rosenthal Shire River Improvement Trust**, MS 1003, Warwick Q 4370  
**Seed Certification Committee**, c/- Agricultural Standards, DPI 80 Meiers Road, Indooroopilly Q 4068  
**Silkwood Drainage Board**, PO Box 7, Silkwood Q 4856  
**Six Mile Creek Water Board**, c/- Proserpine Canegrowers' Board PO Box 374, Proserpine Q 4800  
**Smithfield Drainage Board**, PO Box 514, Gordonvale Q 4865  
**South Burdekin Water Board**, PO Box 376, Home Hill Q 4806  
**South East Queensland Water Board**, GPO Box 2436, Brisbane Q 4001  
**South Johnstone Cane Protection & Productivity Board**, PO Box 16, South Johnstone Q 4859  
**South Johnstone Local Board**, 18 Ryan Street, Innisfail Q 4860  
**South Maroochy Drainage Board**, PO Box 242, Nambour Q 4560  
**Stagnant Creek Drainage Board**, PO Box 514, Tully Q 4854  
**Stanthorpe Shire River Improvement Trust**, PO Box 402, Stanthorpe Q 4380  
**Sugar Industry Tribunal**, GPO Box 149, Brisbane Q 4001  
**Taberna Bore Water Board**, "Calur Feidh", Aramac Q 4726  
**Tarampa Water Board**, PO Box 107, Lowood Q 4311  
**Timber Research & Development Advisory Council**, PO Box 2014, Fortitude Valley Q 4006  
**Tobacco Leaf Marketing Board**, PO Box 176, Mareeba Q 4880  
**Townsville/Thuringowa Water Supply Board**, PO Box 1268, Townsville Q 4810  
**Tully Cane Protection & Productivity Board**, PO Box 514, Tully Q 4854  
**Tully Local Board**, PO Box 229, Tully Q 4854  
**Upper Pioneer River Improvement Trust**, PO Box 1, Mirani Q 4754  
**Veterinary Surgeons Board of Queensland**, GPO Box 46, Brisbane Q 4001  
**Veterinary Tribunal of Queensland**, GPO Box 46, Brisbane Q 4001  
**Victoria Local Board**, PO Box 1590, Ingham Q 4850  
**Wambo Shire River Improvement Trust**, PO Box 549, Dalby Q 4405  
**Wanda Creek Drainage Board**, PO Box 32, Innisfail Q 4860  
**Warrubullen Drainage Board**, PO Box 32, Innisfail Q 4860  
**Washpool Water Board**, PO Box 335, Moura Q 4718  
**Woodmillar Water Board**, PO Box 82, Gayndah Q 4625  
**Yambocully Water Board**, PO Box 49, Pittsworth Q 4356

<b>MINISTER FOR TOURISM, SPORT AND RACING</b>
---

**Greyhound Racing Control Board of Queensland**, TAB Building, 240 Sandgate Rd, Albion Q 4010  
**Lang Park Trust**, Castlemaine Street, Milton Q 4064  
**Mt Gravatt Show Grounds Trust**, PO Box 655, Mt Gravatt Q 4122  
**Queensland Harness Racing Board**, TAB Building, 240 Sandgate Road, Albion Q 4010  
**Queensland State Racing Manager**, Qld Principal Club, PO Box 629, Hamilton Central Q 4007  
**Queensland Tourist & Travel Corporation**, GPO Box 328, Brisbane Q 4001  
**The Totalisator Administration Board of Queensland**, 240 Sandgate Road, Albion Q 4010  
**Trustees of Albion Park Paceway**, Post Office Box 45, Albion Q 4010



**Trustees of Bowen Racecourse, PO Box 529, Bowen Q 4805**  
**Trustees of Eagle Farm Racecourse, PO Box 40, North Quay Q 4002**

<b>MINISTER FOR TRANSPORT</b>
-------------------------------

**Bundaberg Port Authority, M S 108, Bundaberg Q 4670**  
**Cairns Port Authority, PO Box 594, Cairns Q 4870**  
**Gladstone Port Authority, PO Box 259, Gladstone Q 4680**  
**Logan Motorway Company Limited, GPO Box 223, Brisbane Q 4001**  
**Mackay Port Authority, PO Box 3340, North Mackay Q 4740**  
**Port of Brisbane Authority, GPO Box 1818, Brisbane Q 4001**  
**Ports Corporation, GPO Box 409, Brisbane Q 4001**  
**Queensland Rail, 14th Floor, Railway Centre, Brisbane Q 4000**  
**Rockhampton Port Authority, PO Box 9, Rockhampton Q 4700**  
**Sunshine Motorway Company Limited, GPO Box 223, Brisbane Q 4001**  
**Townsville Port Authority, PO Box 1031, Townsville Q 4810**  
**The Gateway Bridge Company Limited, PO Box 195, Cannon Hill Q 4170**

<b>TREASURER</b>
------------------

**Brisbane Cricket Ground Trust, PO Box 183, Woolloongabba Q 4102**  
**Government Superannuation Office, GPO Box 200, Brisbane Q 4001**  
**Mortgage Secondary Market Board, GPO Box 433, Brisbane Q 4001**  
**Queensland Industry Development Corporation, GPO Box 1415, Brisbane Q 4001**  
**Queensland Office of Financial Supervision, GPO Box 452, Brisbane Q 4001**  
**Queensland Treasury Corporation, GPO Box 1096, Brisbane Q 4001**