

TABLE OF CONTENTS

1.0	INTRODUCTION	2
1.1	Annual Report to Parliament	2
1.2	Review by Legal, Constitutional and Administrative Review Committee	2
1.3	Amendments to Freedom of Information Legislation	3
2.0	SUBSECTION 108(4) – OPERATIONS OF AGENCIES AND MINISTERS	4
2.1	Paragraph 108(4)(a) – Number of applications	4
2.1.1	Overview of statistics	4
2.2	Paragraph 108(4)(b) – Decisions not to give access	5
2.2.1	Action taken on documents considered	6
2.3	Paragraph 108(4)(c) – Name and designation of decision makers etc	6
2.4	Paragraph 108(4)(d) – Internal review applications under sections 52 and 60	7
2.5	Paragraph 108(4)(e) – Applications for review by Information Commissioner	7
2.6	Paragraph 108(4)(f) – Statement of Affairs and notices received	8
2.7	Paragraph 108(4)(g) – Disciplinary action	8
2.8	Paragraph 108(4)(h) – Charges collected by agencies	8
2.9	Paragraph 108(4)(i) – Reading room and other access facilities	10
2.10	Paragraph 108(4)(j) – Other efforts to implement and administer the FOI Act	10
2.10.1	Training	10
2.10.2	FOI awareness	10
2.10.3	Administrative access	11
2.10.4	Electronic processing	11
2.10.5	FOIonLine	11
3.0	AMENDMENT APPLICATIONS	12
3.1	Number of amendment applications	12
APPENDICES		12
1.1	Number of Access Applications (State Government)	
1.2	Number of Access Applications (Local Government)	
1.3	Number of Amendment Applications (State Government)	
1.4	Number of Amendment Applications (Local Government)	
1.5	Types of Applications (State Government)	
1.6	Types of Applications (Local Government)	
1.7	Action Taken on Documents (State Government)	
1.8	Action Taken on Documents (Local Government)	
1.9	Internal Review Decisions (State Government)	
1.10	Internal Review Decisions (Local Government)	
1.11	Fees and Charges (State Government)	
1.12	Fees and Charges (Local Government)	

1.0 INTRODUCTION

1.1 Annual Report to Parliament

Queensland's *Freedom of Information Act 1992* (the Act) is designed to give citizens a general right of access to Government's information in documentary form, in order to enhance democratic and representative processes. The guiding philosophy is that a public right of access to information makes Government more open, accountable and participatory. The Act also acknowledges that individual citizens justly require access to the information recorded by Government concerning their personal affairs and the means to ensure that such information is accurate and up-to-date. The qualifications to these principles, contained in the Act, are based upon the need to protect essential public and private interests which would suffer if there was an unrestricted public right to access all classes of information, including, for example, information about the private affairs of individuals. A number of the qualifications require an assessment of the competing public interest considerations as they arise on a case by case basis.

Section 108 of the Act requires the responsible Minister to prepare a report on the operation of the Act for each financial year, to be tabled in the Legislative Assembly.

This report for 2001–02 is the tenth prepared under section 108 since the commencement of the Act. It represents a significant whole-of-government endeavour. All agencies subject to the Act (which includes the central departments of government, public authorities and local governments) have, throughout the year, collected and recorded detailed information about the applications received, the decisions taken, the documents to which access was given or refused and the grounds of refusal, and the outcomes of review processes, for inclusion in this report.

1.2 Review by Legal, Constitutional and Administrative Review Committee

The 49th Parliament referred the Act and various aspects of its administration to the Legal, Constitutional and Administrative Review Committee (LCARC) in March, 1999. The terms of reference were broad. LCARC was to consider whether the original purposes and principles of the Act identified in the process of its inauguration had been fulfilled, and the possible need for modification. LCARC was to examine both the foundations of the legislation, as well as the technical detail of specific topics and the impact of new and emerging information management technologies. It received 173 written submissions, and heard evidence in public sittings over two days in May, 2000. The LCARC of the 50th Parliament tabled its report on *Freedom of Information in Queensland* (Report No. 32) in December, 2001.

The report, a summary of findings, terms of reference and discussion papers, and the Ministerial response to the report can be accessed on the Queensland Parliament web page at:

<http://www.parliament.qld.gov.au/Committees/LCARC/LCARCFOIInquiry.htm>

1.3 Amendments to Freedom of Information Legislation

The substantive provisions of the *Freedom of Information Amendment Act 2001* (No. 70) commenced on 23 November 2001, along with significant amendments to the *Freedom of Information Regulation 1992*.

The amendments had three broad objectives:

1. to address the problems associated with applications so wide in scope that dealing with them involves a substantial and unreasonable diversion of public resources away from the performance of other aspects of public service, including emergency and essential services;
2. the recovery of charges in respect of the work undertaken in dealing with applications other than applications made by individuals for access to documents concerning their personal affairs; and
3. waiver of such charges on grounds of financial hardship for both individuals and community groups.

Training in the practical application of the Act as amended was offered by officers of Crown Law and the Department of Justice and Attorney-General through regional and metropolitan workshops. The workshops also included refresher training in other aspects of FOI administration.

An important element in the amendments is the recognition of the importance of agency-applicant consultation. Thus, agencies are required to signal in advance an intention to refuse to deal with an application on the grounds of substantial and unreasonable diversion of resources, and to assign an officer to attempt to negotiate refinements to the application to remove that ground of refusal. Similarly, agencies are required to estimate and give notice of the anticipated charges to applicants who will be subject to the charging regime, once again with a view to reaching an agreed refinement of the scope of an application, which will reduce the charges to be incurred. Avenues for review of agency decisions on these matters remain.

2.0 SUBSECTION 108(4) – OPERATIONS OF AGENCIES AND MINISTERS

2.1 Paragraph 108(4)(a) – Number of applications

Information detailing the number of applications made to each agency and to each Minister in respect of official documents is contained in the following appendices:

- Appendix 1.1 Number of Access Applications (State Government)
- Appendix 1.2 Number of Access Applications (Local Government)
- Appendix 1.5 Types of FOI Applications (State Government)
- Appendix 1.6 Types of FOI Applications (Local Government)

2.1.1 Overview of statistics

During the 2001–02 reporting period, 10,997 applications (5,436 personal and 5,561 non-personal) were received in relation seeking access to documents. State Government agencies received 9,708 applications (5,237 personal and 4,471 non-personal) with local governments accounting for 1,289 applications (199 personal and 1,090 non-personal).

The dichotomy between the ‘personal’ and ‘non-personal’ application, as employed throughout this report, is somewhat technical and requires a brief explanation. It does not simply involve a distinction between applications made by private citizens for personal reasons as distinct from all other types of application, for example, those made by media organisations or commercial concerns. An applicant who seeks to access a document that does not concern his or her personal affairs is required to pay an application fee and the application can be described as ‘non-personal’. A document concerns the applicant’s personal affairs if it contains at least some information about the applicant in relation to his or her personal affairs, although this need not be the dominant theme of the document. The individual’s personal affairs in this context involve the private and domestic aspects of life, that is, one’s affairs in a private capacity. If any one or more of the documents sought cannot be characterised in this way, the application is deemed to be ‘non-personal’. The key point of distinction is that the ‘non-personal’ application is subject to an application fee (presently set by regulation at \$32.50 payable on making the application) whereas ‘personal’ applications are not subject to any fee.

The total number of applications represents an increase of 4% (439 applications) from the previous year.

Figure 1 below provides a comparison of the number of applications received during the operation of the Act.

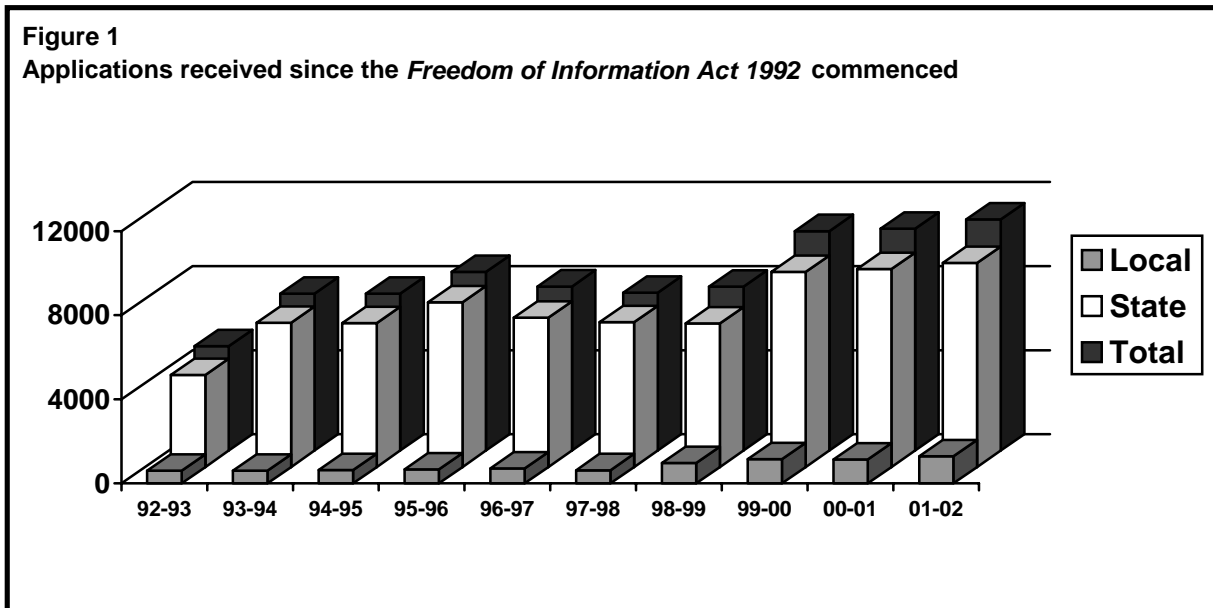
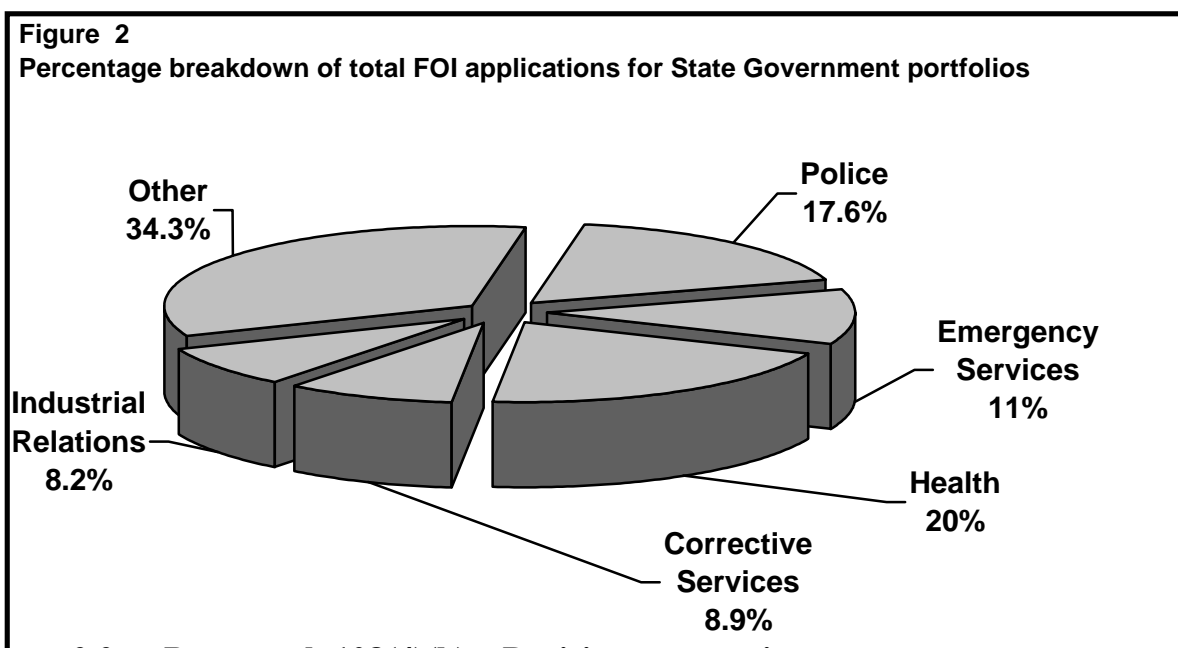


Figure 2 indicates that the Health portfolio received the largest number of FOI applications for 2001–02. Substantial proportional increases in numbers of applications received were experienced in the following portfolios: Corrective Services (25.8%), Justice and Attorney-General (15.8%) and Health (7.7%).

The ‘other’ category in Figure 2 includes all the remaining State Government portfolios not specifically mentioned in the chart.



2.2 Paragraph 108(4)(b) – Decisions not to give access

Information about the number of decisions not to give access to documents, including the provisions of the Act under which documentary matter was held to be exempt and the number of times each provision was invoked, is contained in:

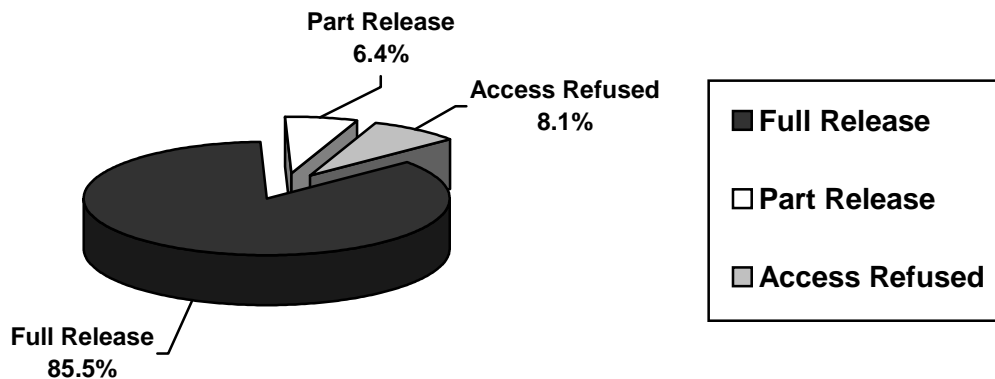
- Appendix 1.7 Action taken on documents (State Government)
- Appendix 1.8 Action taken on documents (Local Government).

2.2.1 Action taken on documents considered

Documents sought under the Act may be made accessible in full or in part (that is, subject to the deletion of some exempt matter) or access may be refused if the documents are found to be exempt. Figure 3 indicates the actions taken with respect to documents considered by State Government agencies and Ministers in relation to their official documents during 2001–02.

Figure 3

Actions on documents taken by State Government agencies and Ministers during 2001-2002



2.3 Paragraph 108(4)(c) – Name and designation of decision makers etc

Information required by paragraph 108(4)(c) of the Act is contained in:

- Appendix 1.7 Action taken on documents (State Government)
- Appendix 1.8 Action taken on documents (Local Government).

2.4 Paragraph 108(4)(d) – Internal review applications under sections 52 and 60

Information required under paragraph 108(4)(d) of the Act is contained in:

- Appendix 1.9 Internal review decisions (State Government)
- Appendix 1.10 Internal review decisions (Local Government).

2.5 Paragraph 108(4)(e) – Applications for review by Information Commissioner

At the beginning of the 2001–02 financial year, the Information Commissioner brought forward 165 unfinalised applications for external review of agency and Ministerial decisions from the previous reporting period.

A further 275 fresh applications for external review were received by the Information Commissioner in 2001–02. The Information Commissioner finalised 316 applications during the reporting period and 124 applications were carried forward into the 2002–03 reporting period for further consideration.

The applications for external review for 2001–02 related to the following types of agency or Ministerial decisions:

• Refusal to grant access	86
• Deemed refusal to grant access	51
• No jurisdiction or misconceived application	35
• Deletion of exempt matter	33
• Third party objecting to the disclosure	29
• Combination of refusal to grant access and deletion of exempt matter	26
• Deemed refusal to amend	3
• Charges	7
• Refusal to amend records	4
• Combination of refusal to grant access and charges	1
Total: 275	

The Information Commissioner publishes important decisions containing broadly applicable statements of principle for the administration of the Act as a formal decision series. The formal series, in full text, is made available on the Information Commissioner's website at www.slq.qld.gov.au/infocomm and free on the Australian Legal Information Institute (AustLII) website at www.austlii.edu.au/.

They are also published by LBC Information Services in the *Queensland Administrative Reports*.

The Information Commissioner's website also has summaries of unreported, informal decisions, information sheets and practitioners' guidelines.

2.6 Paragraph 108(4)(f) – Statement of Affairs and notices received

The Act requires that each agency publish, at least yearly, an up-to-date statement of affairs describing its structure and functions, how its functions affect members of the community, its arrangements for public participation in policy formulation and the exercise of its functions, the kinds of documents held and how they can be accessed and other aspects of the agency's business. Under section 20(1) of the Act, any member of the public can serve a notice on any agency contending that an agency is not complying with its obligation to publish a proper statement of affairs. No notices were served in 2001–02.

2.7 Paragraph 108(4)(g) – Disciplinary action

There were no reported instances of disciplinary action arising from the administration of the Act.

2.8 Paragraph 108(4)(h) – Charges collected by agencies

Information about the amounts of charges collected by agencies in the reporting period is contained in:

- Appendix 1.11 Fees and Charges (State Government)
- Appendix 1.12 Fees and Charges (Local Government).

As observed earlier in this report, amendments to the Act, which came into force in November 2001, introduced charges for time spent by agency staff in dealing with non-personal applications, in addition to charges for production or reproduction of documents.

By way of example, the following agencies collected total charges in 2001–02 compared to the previous period, as follows:

Department of Corrective Services increased from \$24 to \$413;

Crime and Misconduct Commission increased from \$28 to \$363;

Department of Local Government and Planning decreased from \$807 to \$274;

Department of Justice and Attorney-General decreased from \$801 to \$62;

In each instance, there is a very significant proportional variation, but the total charges collected remain low and represent a small part of the costs incurred by the agency in administering the Act.

On the other hand, the variations in the agencies listed below seem more significant by proportional variation and as total amounts:

Environmental Protection Agency increased from \$5,336 to \$8,032;

Department of Natural Resources and Mines* increased from \$1,167 to \$9,999;

Queensland Health increased from \$7,206 to \$11,374.

(*Natural Resources and Mines assumed various functions of the previous Department of Mines and Energy from February, 2001.)

Whilst providing for more realistic (though only partial) cost recovery by agencies, the new charging arrangements also require early notification of estimated charges, giving applicants the opportunity to revise the scope of applications in order to minimise expense. An agency may be very successful in refining applications by negotiation, and make significant cost savings in doing so, without recovering more revenue in charges. The new arrangements were in effect for only 7 months of the 2001–02 reporting period and most agencies took a considerable part of that period to adapt to the changes. It is also important to bear in mind that no charge is made for non-personal applications that consume less than 2 hours in staff time in chargeable activity. Some agencies, by reason of the general trends in applications received, will collect less in charges simply because a greater proportion of non-personal applications received can be dealt with in less than 2 hours of staff time, especially if the scope of particular applications can be refined by negotiation with applicants. This is certainly true within the Department of Justice and Attorney-General.

It is therefore difficult to draw many conclusions about the effect of the new charging arrangements by reference only to the current and 2000–01 reported figures for charges collected.

2.9 Paragraph 108(4)(i) – Reading room and other access facilities

A number of agencies have established dedicated reading rooms in which internally and externally published literature is retailed, and policy documents and some library holdings are made available to interested members of the community. All agencies report that conference and other rooms are generally available for inspections of documents accessed under the Act or under other arrangements.

2.10 Paragraph 108(4)(j) – Other efforts to implement and administer the FOI Act

2.10.1 Training

Most agencies report efforts to maintain and increase awareness and understanding of the essentials of FOI by agency personnel. Agencies generally have recognised the importance of introducing FOI to employees new to the public sector, and include some information about FOI in induction processes. Broad awareness within agencies is important, both in inculcating a philosophy of openness and ensuring that all officers are able to assist members of the public in making FOI applications or using other arrangements to access information. Awareness discussions and formal training sessions have been undertaken by a large proportion of agencies during 2001–02. Queensland Health, for example, has a training program for decision-makers and reserve decision-makers for the health service districts and health agencies tailored to the specific issues that arise within that sector.

Regional and metropolitan workshops on the operation of the FOI Act and new amendments have been conducted by officers from the Department of Justice and Attorney-General and Crown Law.

2.10.2 FOI awareness

Most agencies provide information and relevant links on their web pages for people interested in accessing agency information, either by way of the Act or through other arrangements. Increasingly, agencies put electronic versions of literature, policies and discussion papers on their web pages, which is consistent with the stated objectives of the Act to promote open discussion of public affairs and to keep the community aware of Government's operations.

2.10.3 Administrative access

Generally, agencies and departments promoted and developed administrative release arrangements, with some agencies establishing ‘Administrative Release’ units working in tandem with the FOI decision makers. These units facilitate access to documents outside the FOI process. This improved client service ensures timely access to documents.

A good example is provided by the Department of Families, which has established a dedicated team to provide former residents of State Government run or licensed institutions with access to personal records, following the recommendations of the Forde Commission of Inquiry into Abuse of Children in Queensland Institutions.

2.10.4 Electronic processing

The Department of Primary Industries (DPI) uses its email network to process FOI applications. Applications may be received and acknowledged by email. DPI is also developing electronic means of payment of FOI fees and charges.

Other agencies are also moving towards a paperless FOI process. This is a cost-effective process in which physical files and relevant correspondence are stored electronically thereby reducing the reliance on paper copies of documents. A number of agencies have been investigating ‘redaction’ technology developed some years ago by the United States Department of Defense for use in editing and storing documents relevant to FOI applications and litigation.

2.10.5 FOIonLine

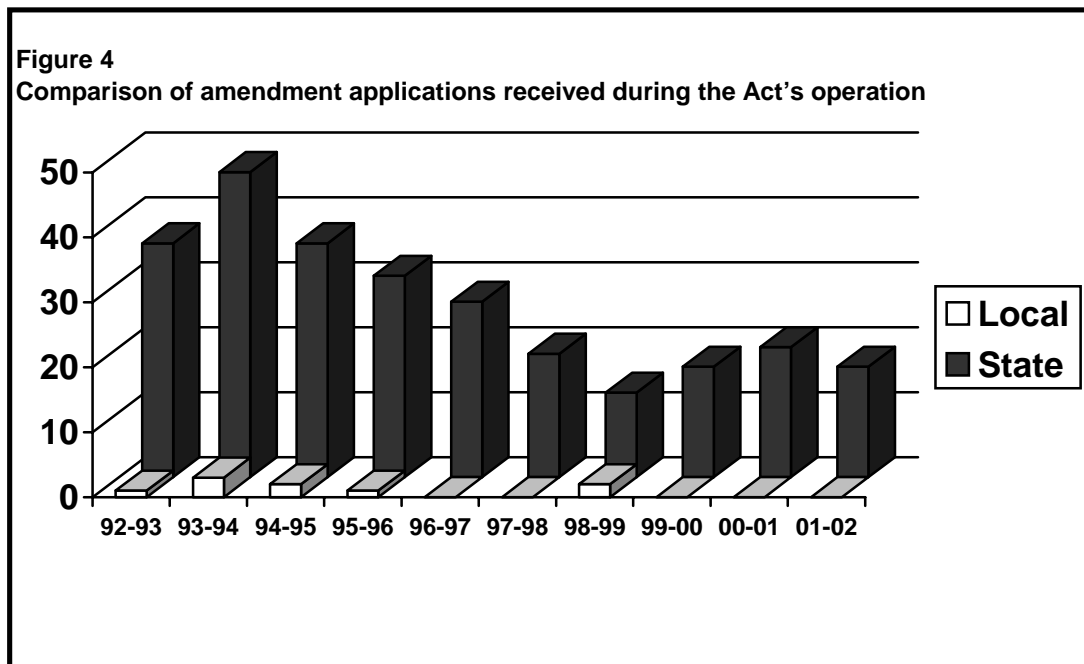
The Department of Justice and Attorney-General has continued its development of new database software called *FOIonLine*. Considerable work was undertaken in the reporting period on record locking and validation testing of the system. *FOIonLine* is now used by the Department of Justice and Attorney-General, Department of Primary Industries, Department of Natural Resources and Mines and Environmental Protection Agency, and a number of local governments, either through the Queensland Government’s Intranet *GovNet* or in a stand alone mode.

3.0 AMENDMENT APPLICATIONS

3.1 Number of amendment applications

Only 17 applications for amendment of documents were received in 2001–02, amongst 10 agencies, representing a decrease of 18% on the 2000–01 figure of 20.

Figure 4 below shows the yearly trend comparisons since 1992–93.



APPENDICES

The appendices to the report provide consolidated information about applications made and decisions taken across the whole of government in 2001–02.

The appendices include information required under paragraphs (a)–(e), and (h) of section 108(4) of the Act. (Information required under the remaining provisions is contained in the main body of this report.) Section 108(4) of the Act lists the following matters:

- (a) the number of applications made to each agency and to each Minister; and
- (b) the number of decisions not to give access to a document, the provisions of this Act under which matter was classified as exempt and the number of times each provision was invoked; and

(c) the name and designation of each officer with authority to make a decision in relation to an application, and the number of decisions made by each officer that an applicant was not entitled to access to a document on an application; and

(d) the number of applications under sections 52 and 60 for review of a decision, and in relation to each application for review—

- (i) the name of the officer who made the decision under review; and
- (ii) the name and designation of the officer who conducted the review and the decision of the officer; and
- (iii) if the officer conducting the review confirmed (in whole or part) a decision classifying matter as exempt matter—the provision of this Act under which that decision was made; and

(e) the number of applications to the commissioner under section 73 and in relation to each application—

- (i) the decision of the commissioner; and
- (ii) the details of any other decision made by the commissioner; and
- (iii) if the decision in respect of which the application was made was a decision that an applicant is not entitled to access to a document in accordance with an application—the provision of this Act under which the matter was classified as exempt matter; and

(f) the number of notices served upon the principal officer of the agency under section 20(1) and the number of decisions by the principal officer which were adverse to the person's claim; and

(g) particulars of any disciplinary action taken against an officer in relation to the administration of this Act; and

(h) the amount of fees and charges collected by the agency or Minister; and

In addition, statistical data regarding the number of amendment applications and the various types of FOI applications are included in the appendices.

**APPENDIX 1
STATISTICAL DATA**

The information contained in the following tables has been collected and supplied by agencies. Care has been taken to confirm the accuracy of data and to ensure that relevant agencies were consulted before the finalisation of this report.

Within Appendices 1.5 and 1.6, which refer to the types of applications received, the total number of applications received does not include applications brought forward from the previous year or applications withdrawn, transferred or lapsed.

It should be noted that within appendices 1.7 and 1.8, differing methodologies have been used by agencies in calculating statistics. For example, in some instances departments may consider a six page letter to be one document, whilst other departments will record this as six documents.

Appendix 1.1
Number of Access Applications (State Government)

PORTFOLIO/AGENCY	On Hand 1 July B/Fwd	Received	Dispatched On Trnfr	Withdrawn	Total	Finalised 30 June	On Hand 30 June C/Fwd	Internal Reviews	
								Received	% of Applics
CORRECTIVE SERVICES									
DEPARTMENT OF CORRECTIVE SERVICES	38	984	3	139	880	757	123	19	2.5
TOTAL	38	984	3	139	880	757	123	19	2.5
CRIME & MISCONDUCT COMMISSION									
CRIME & MISCONDUCT COMMISSION	6	59	0	12	53	47	6	6	12.8
TOTAL	6	59	0	12	53	47	6	6	12.8
DATSIP & DISABILITY SERVICES									
DEPT OF ABORIGINAL & TORRES STRAIT ISLANDER POLICY	0	9	0	1	8	4	4	1	25.0
DISABILITY SERVICES QUEENSLAND	3	12	0	1	14	11	3	0	0.0
TOTAL	3	21	0	2	22	15	7	1	6.7
EDUCATION									
DEPARTMENT OF EDUCATION	37	180	1	77	139	111	28	11	9.9
BOARD OF TEACHER REGISTRATION	0	2	1	0	1	1	0	0	0.0
QLD BRD OF SNR SECONDARY SCHOOL STUDIES	0	1	0	0	1	0	1	0	0.0
UNIVERSITY OF QUEENSLAND	3	25	0	1	27	27	0	3	11.1
CENTRAL QUEENSLAND UNIVERSITY	4	6	0	2	8	5	3	1	20.0
GRIFFITH UNIVERSITY	1	10	0	1	10	10	0	5	50.0
JAMES COOK UNIVERSITY	8	3	0	0	11	10	1	4	40.0
QUEENSLAND UNIVERSITY OF TECHNOLOGY	1	11	0	0	12	11	1	4	36.4
TOTAL	54	238	2	81	209	175	34	28	16.0
EMERGENCY SERVICES									
MINISTER FOR EMERGENCY SERVICES	0	0	0	0	0	0	0	0	0.0
DEPARTMENT OF EMERGENCY SERVICES	1	746	0	20	727	661	66	2	0.3
QUEENSLAND AMBULANCE SERVICE	57	380	1	3	433	432	1	0	0.0
QUEENSLAND FIRE AND RESCUE AUTHORITY	8	87	0	6	89	89	0	1	1.1
TOTAL	66	1,213	1	29	1,249	1,182	67	3	0.3

Appendix 1.1
Number of Access Applications (State Government)

PORTFOLIO/AGENCY	On Hand 1 July B/Fwd	Received	Dispatched On Trnfr	Withdrawn	Total	Finalised 30 June	On Hand 30 June C/Fwd	Internal Reviews	
								Received	% of Applics
EMPLOYMENT, TRAINING AND ARTS									
DEPARTMENT OF EMPLOYMENT & TRAINING	13	48	1	1	59	49	10	1	2.0
ARTS QUEENSLAND	0	2	0	0	2	1	1	0	0.0
TOTAL	13	50	1	1	61	50	11	1	2.0
ENVIRONMENT									
ENVIRONMENTAL PROTECTION AGENCY	12	120	0	13	119	119	0	13	10.9
BEACH PROTECTION AUTHORITY	0	7	0	1	6	6	0	1	16.7
TOTAL	12	127	0	14	125	125	0	14	11.2
FAMILIES									
DEPARTMENT OF FAMILIES	122	349	4	120	347	222	125	7	3.2
TOTAL	122	349	4	120	347	222	125	7	3.2
HEALTH									
DEPARTMENT OF HEALTH, CORPORATE OFFICE	10	155	34	26	105	93	12	17	18.3
BANANA HEALTH SERVICE DISTRICT (HSD)	0	0	0	0	0	0	0	1	0.0
BAYSIDE HSD	1	5	0	0	6	5	1	0	0.0
BOWEN HSD	0	1	0	0	1	1	0	0	0.0
BUNDABERG HSD	2	47	0	0	49	45	4	0	0.0
CAIRNS HSD	7	13	0	7	13	9	4	0	0.0
CAPE YORK HSD	0	0	0	0	0	0	0	0	0.0
CENTRAL HIGHLANDS HSD	1	5	0	0	6	6	0	0	0.0
CENTRAL WEST HSD	0	7	0	0	7	6	1	0	0.0
CHARLEVILLE HSD	0	0	0	0	0	0	0	0	0.0
CHARTERS TOWERS HSD	0	1	0	0	1	0	1	0	0.0
FRASER COAST HSD	1	46	0	0	47	43	4	1	2.3
GLADSTONE HSD	0	4	0	0	4	4	0	0	0.0
GYMPIE HSD	0	0	0	0	0	0	0	0	0.0
INNISFAIL HSD	0	5	0	0	5	5	0	1	20.0
LOGAN-BEAUDESERT HSD	6	24	0	2	28	21	7	2	9.5
MACKAY HSD	0	29	3	0	26	25	1	0	0.0

**Appendix 1.1
Number of Access Applications (State Government)**

PORTFOLIO/AGENCY	On Hand	Received	Dispatched	Withdrawn	Total	Finalised	On Hand	Internal Reviews	
	1 July B/Fwd		On Trnfr			30 June	30 June C/Fwd	Received	% of Appics
MORANBAH HSD	0	2	0	0	2	2	0	0	0.0
MOUNT ISA HSD	0	13	0	0	13	13	0	0	0.0
NORTH BURNETT HSD	0	2	0	0	2	2	0	1	50.0
NORTHERN DOWNS HSD	0	3	0	0	3	2	1	0	0.0
PRINCE CHARLES HOSPITAL HSD	3	109	0	3	109	108	1	3	2.8
PRINCESS ALEXANDRA HOSPITAL HSD	38	221	3	10	246	221	25	11	5.0
QEII HOSPITAL HSD	1	99	0	3	97	97	0	2	2.1
REDCLIFFE-CABOOLTURE HSD	0	16	0	0	16	16	0	1	6.3
ROCKHAMPTON HSD	13	78	0	9	82	77	5	1	1.3
ROMA HSD	2	0	0	0	2	2	0	0	0.0
ROYAL BRISBANE HOSPITAL HSD	106	668	2	14	758	684	74	1	0.1
ROYAL CHILDRENS HOSPITAL HSD	9	42	2	0	49	46	3	0	0.0
ROYAL WOMENS HOSPITAL HSD	12	43	0	0	55	42	13	0	0.0
SOUTH BURNETT HSD	0	7	0	0	7	7	0	1	14.3
SOUTH COAST HSD	26	114	0	10	130	124	6	1	0.8
SUNSHINE COAST HSD	6	33	0	3	36	29	7	2	6.9
TABLELANDS HSD	0	10	0	0	10	9	1	0	0.0
TOOWOOMBA HSD	9	95	0	1	103	80	23	2	2.5
TOWNSVILLE HSD	0	29	0	7	22	22	0	0	0.0
WEST MORETON HSD	24	200	0	28	196	196	0	2	1.0
HEALTH PRACTITIONER REGISTRATION BOARDS	4	72	1	11	64	52	12	7	13.5
HEALTH RIGHTS COMMISSION	6	22	0	2	26	25	1	1	4.0
PATIENT REVIEW TRIBUNAL	2	1	0	0	3	3	0	0	0.0
MENTAL HEALTH REVIEW TRIBUNAL	0	1	0	0	1	1	0	0	0.0
QUEENSLAND NURSING COUNCIL	3	9	0	2	10	10	0	1	10.0
TOTAL	292	2,231	45	138	2,340	2,133	207	59	2.77
INNOVATION, INFORMATION ECONOMY, RECREATION AND SPORT									
DIIESRQ	2	13	0	1	14	9	5	2	22.2
TOTAL	2	13	0	1	14	9	5	2	22.2

Appendix 1.1
Number of Access Applications (State Government)

PORTFOLIO/AGENCY	On Hand 1 July B/Fwd	Received	Dispatched On Trnfr	Withdrawn	Total	Finalised 30 June	On Hand 30 June C/Fwd	Internal Reviews	
								Received	% of Applics
INDUSTRIAL RELATIONS									
DEPT OF INDUSTRIAL RELATIONS	122	603	4	39	682	605	77	5	0.8
QLEAVE	0	3	3	0	0	0	0	2	0.0
WORKCOVER QUEENSLAND	82	300	0	14	368	306	62	3	1.0
INDUSTRIAL REGISTRY	0	3	0	2	1	1	0	0	0.0
TOTAL	204	909	7	55	1,051	912	139	10	1.1
JUSTICE AND ATTORNEY-GENERAL									
DEPT OF JUSTICE & ATTORNEY-GENERAL	27	228	5	42	208	188	20	9	4.8
PUBLIC TRUST OFFICE	1	21	0	4	18	12	6	0	0.0
LEGAL AID QUEENSLAND	19	109	0	5	123	115	8	8	7.0
ELECTORAL COMMISSION QUEENSLAND	0	2	0	1	1	1	0	0	0.0
OFFICE OF THE ADULT GUARDIAN	0	0	0	0	0	0	0	0	0.0
GUARDIANSHIP & ADMINISTRATION TRIBUNAL	0	2	0	0	2	1	1	0	0.0
ANTI-DISCRIMINATION COMMISSION QLD	0	4	0	0	4	4	0	0	0.0
ANTI-DISCRIMINATION TRIBUNAL QLD	0	0	0	0	0	0	0	0	0.0
TOTAL	47	366	5	52	356	321	35	17	5.3
LOCAL GOVERNMENT AND PLANNING									
DEPARTMENT OF LOCAL GOVT & PLANNING	6	13	0	0	19	16	3	1	6.3
TOTAL	6	13	0	0	19	16	3	1	6.3
NATURAL RESOURCES AND MINES									
DEPT OF NATURAL RESOURCES AND MINES	27	250	11	15	251	209	42	15	7.2
VALUERS REGISTRATION BOARD	0	1	0	0	1	1	0	0	0.0
SURVEYORS BOARD	0	1	0	0	1	1	0	0	0.0
SOUTH BURDEKIN WATER BOARD	0	1	0	0	1	1	0	0	0.0
TOTAL	27	253	11	15	254	212	42	15	7.1
POLICE									
QUEENSLAND POLICE SERVICE	369	1,937	3	409	1,894	1,791	103	58	3.2
TOTAL	369	1,937	3	409	1,894	1,791	103	58	3.2

Appendix 1.1
Number of Access Applications (State Government)

PORTFOLIO/AGENCY	On Hand 1 July B/Fwd	Received	Dispatched On Trnfr	Withdrawn	Total	Finalised 30 June	On Hand 30 June C/Fwd	Internal Reviews	
								Received	% of Applics
PREMIER AND CABINET									
OFFICE OF THE PREMIER	0	5	0	0	5	5	0	1	20.0
DEPARTMENT OF THE PREMIER AND CABINET	3	43	0	3	43	37	6	4	10.8
COMMISSION FOR CHILDREN & YOUNG PEOPLE	0	1	0	0	1	1	0	0	0.0
SOUTH BANK CORPORATION	0	4	0	0	4	3	1	2	66.7
QUEENSLAND OMBUDSMAN	3	26	0	8	21	21	0	3	14.3
TOTAL	6	79	0	11	74	67	7	10	14.9
PRIMARY INDUSTRIES									
MINISTER FOR PRIMARY INDUSTRIES	0	2	0	1	1	1	0	0	0.0
DEPARTMENT OF PRIMARY INDUSTRIES	16	96	4	14	94	84	10	7	8.3
AGRI CHEM DISTRIBUTION CONTROL BOARD	1	6	0	1	6	6	0	0	0.0
SAFE FOOD	0	1	0	0	1	1	0	0	0.0
QUEENSLAND DAIRY AUTHORITY	0	1	0	0	1	1	0	0	0.0
TOTAL	17	106	4	16	103	93	10	7	7.5
PUBLIC WORKS AND HOUSING									
DEPARTMENT OF PUBLIC WORKS	6	25	0	1	30	27	3	7	25.9
BOARD OF PROFESSIONAL ENGINEERS	0	5	0	0	5	5	0	2	40.0
BOARD OF ARCHITECTS	0	1	0	0	1	1	0	0	0.0
DEPARTMENT OF HOUSING	5	45	0	2	48	40	8	13	32.5
BUILDING SERVICES AUTHORITY	22	45	0	10	57	51	6	11	21.6
RESIDENTIAL TENANCIES AUTHORITY	0	11	0	0	11	9	2	0	0.0
TOTAL	33	132	0	13	152	133	19	33	24.8
STATE DEVELOPMENT									
MINISTER FOR STATE DEVELOPMENT	0	2	0	0	2	2	0	1	50.0
DEPARTMENT OF STATE DEVELOPMENT	4	24	1	3	24	20	4	7	35.0
TOTAL	4	26	1	3	26	22	4	8	36.4

**Appendix 1.1
Number of Access Applications (State Government)**

PORTFOLIO/AGENCY	On Hand 1 July B/Fwd	Received	Dispatched On Trnfr	Withdrawn	Total	Finalised 30 June	On Hand 30 June C/Fwd	Internal Reviews	
								Received	% of Applics
TOURISM, RACING & FAIR TRADING									
DEPT OF TOURISM, RACING AND FAIR TRADING	15	66	1	6	74	66	8	5	7.6
TOURISM QUEENLSND	0	1	0	0	1	1	0	0	0.0
QUEENSLAND BUILDING TRIBUNAL	0	2	0	1	1	1	0	0	0.0
QUEENSLAND HARNESS RACING BOARD	0	2	0	0	2	1	1	0	0.0
QUEENSLAND PRINCIPAL CLUB (QPC)	0	2	0	0	2	2	0	1	50.0
QUEENSLAND THOROUGHBRED RACING BOARD	0	1	0	0	1	1	0	0	0.0
TOTAL	15	74	1	7	81	72	9	6	8.3
TRANSPORT									
DEPARTMENT OF TRANSPORT	16	275	2	26	263	243	20	9	3.7
QUEENSLAND RAIL	0	115	0	3	112	107	5	5	4.7
DEPARTMENT OF MAIN ROADS	13	90	1	10	92	79	13	4	5.1
TOWNSVILLE PORT AUTHORITY	0	1	0	0	1	1	0	0	0.0
ROCKHAMPTON PORT AUTHORITY	0	1	0	0	1	0	1	0	0.0
PORT OF BRISBANE CORPORTATION	0	2	0	0	2	2	0	0	0.0
TOTAL	29	484	3	39	471	432	39	18	4.2
TREASURY									
TREASURER	0	1	0	0	1	0	1	1	0.0
DEPARTMENT OF THE TREASURY	7	42	0	4	45	33	12	4	12.1
BOARD OF TRUSTEES PUBLIC SUPER FUND	0	3	0	0	3	3	0	0	0.0
TOTAL	7	46	0	4	49	36	13	5	13.9
GRAND TOTAL	1,372	9,710	91	1,161	9,830	8,822	1,008	328	3.7

**Appendix 1.2
Number of Access Applications (Local Government)**

PORTFOLIO/AGENCY	On Hand	Received	Dispatched	Withdrawn	Total	Finalised	On Hand	Internal Reviews	
	1 July B/Fwd		On Trnfr			30 June	30 June C/Fwd	Received	% of Applics
ARAMAC SHIRE	0	0	0	0	0	0	0	0	0.0
ATHERTON SHIRE	0	0	0	0	0	0	0	0	0.0
BALONE SHIRE	0	4	0	0	4	4	0	0	0.0
BANANA SHIRE	0	0	0	0	0	0	0	0	0.0
BARCALDINE SHIRE	0	0	0	0	0	0	0	0	0.0
BARCOO SHIRE	0	0	0	0	0	0	0	0	0.0
BAUHINIA	0	0	0	0	0	0	0	0	0.0
BEAUDESERT SHIRE	7	24	1	0	30	7	23	1	14.3
BELYANDO SHIRE	0	0	0	0	0	0	0	0	0.0
BENDEMERE SHIRE	0	0	0	0	0	0	0	0	0.0
BLACKALL SHIRE	0	1	0	0	1	1	0	0	0.0
BOONAH SHIRE	0	1	0	0	1	1	0	0	0.0
BOORINGA SHIRE	0	0	0	0	0	0	0	0	0.0
BOULIA SHIRE	0	0	0	0	0	0	0	0	0.0
BOWEN SHIRE	0	3	0	0	3	2	1	0	0.0
BRISBANE CITY	172	336	1	18	489	238	251	22	9.2
BROADSOUND SHIRE	0	2	0	0	2	2	0	0	0.0
BULLOO SHIRE	0	0	0	0	0	0	0	0	0.0
BUNDABERG CITY	3	2	0	1	4	4	0	0	0.0
BUNGILL SHIRE	0	0	0	0	0	0	0	0	0.0
BURDEKIN SHIRE	4	1	0	0	5	4	1	0	0.0
BURKE SHIRE	0	0	0	0	0	0	0	0	0.0
BURNETT SHIRE	3	6	0	2	7	6	0	1	16.7
CABOOLTURE SHIRE	6	21	0	1	26	25	1	3	12.0
CAIRNS CITY	4	51	0	6	49	49	0	0	0.0
CAIRNS RIVER IMPROVEMENT TRU	0	0	0	0	0	0	0	0	0.0
CALLIOPE SHIRE	2	0	0	0	2	2	0	0	0.0
CALOUNDRA CITY	1	32	0	0	33	30	3	1	3.3
CALOUNDRA-MAROOCHY WATER S	0	0	0	0	0	0	0	0	0.0
CAMBOOYA SHIRE	0	5	0	1	4	4	0	0	0.0
CARDWELL SHIRE	0	4	0	0	4	4	0	0	0.0
CARPENTARIA SHIRE	0	3	0	0	3	2	1	0	0.0
CHARTERS TOWERS	0	1	0	0	1	1	0	0	0.0

**Appendix 1.2
Number of Access Applications (Local Government)**

PORTFOLIO/AGENCY	On Hand 1 July B/Fwd	Received	Dispatched On Trnfr	Withdrawn	Total	Finalised 30 June	On Hand 30 June C/Fwd	Internal Reviews	
								Received	% of Applics
CHINCHILLA SHIRE	0	3	0	0	3	3	0	0	0.0
CLIFTON SHIRE	0	0	0	0	0	0	0	0	0.0
CLONCURRY SHIRE	0	3	3	0	0	0	0	0	0.0
COOK SHIRE	1	1	0	0	2	2	0	0	0.0
COOLOOLA SHIRE	2	6	0	1	7	6	1	0	0.0
CROWS NEST SHIRE	0	3	0	2	1	1	0	1	100.0
CROYDON SHIRE	0	0	0	0	0	0	0	0	0.0
DALBY TOWN	0	2	0	0	2	2	0	0	0.0
DALBY WAMBO AERODROME BOAF	0	0	0	0	0	0	0	0	0.0
DALBY WAMBO LIBRARY BOARD	0	0	0	0	0	0	0	0	0.0
DALBY WAMBO SALEYARDS BOARI	0	0	0	0	0	0	0	0	0.0
DALRYMPLE SHIRE	0	0	0	0	0	0	0	0	0.0
DIAMANTINA SHIRE	0	0	0	0	0	0	0	0	0.0
DOUGLAS SHIRE	0	8	0	1	7	7	0	0	0.0
DUARINGA SHIRE	0	0	0	0	0	0	0	0	0.0
EACHAM SHIRE	0	1	0	0	1	1	0	0	0.0
EIDSVOLD SHIRE	0	0	0	0	0	0	0	0	0.0
EMERALD SHIRE	0	0	0	0	0	0	0	0	0.0
EMERALD PEAK DOWNS SALEYARI	0	0	0	0	0	0	0	0	0.0
ESK SHIRE	0	11	0	0	11	9	2	0	0.0
ETHERIDGE SHIRE	0	0	0	0	0	0	0	0	0.0
FITZROY SHIRE	0	3	0	0	3	2	1	0	0.0
FLINDERS SHIRE	0	1	0	0	1	1	0	0	0.0
GATTON SHIRE	10	7	0	0	17	2	15	3	150.0
GAYNDAH SHIRE	0	0	0	0	0	0	0	0	0.0
GLADSTONE CITY	0	5	0	1	4	3	1	0	0.0
GLADSTONE CALLIOPE AERODROM	0	0	0	0	0	0	0	0	0.0
GOLD COAST CITY	64	297	3	6	352	299	53	12	4.0
GOONDIWINDI TOWN	0	0	0	0	0	0	0	0	0.0
GOONDIWINDI WAGGAMBA AEROD	0	0	0	0	0	0	0	0	0.0
GOONDIWINDI WAGGAMBA COM CI	0	0	0	0	0	0	0	0	0.0
HERBERTON SHIRE	0	4	0	0	4	4	0	0	0.0
HERVEY BAY CITY	2	17	0	7	12	11	1	0	0.0

**Appendix 1.2
Number of Access Applications (Local Government)**

PORTFOLIO/AGENCY	On Hand	Received	Dispatched	Withdrawn	Total	Finalised	On Hand	Internal Reviews	
	1 July B/Fwd		On Trnfr			30 June	30 June C/Fwd	Received	% of Applics
HINCHINBROOK SHIRE	1	1	0	0	2	1	1	0	0.0
ILFRACOMBE SHIRE	0	0	0	0	0	0	0	0	0.0
INGLEWOOD SHIRE	0	0	0	0	0	0	0	0	0.0
IPSWICH CITY	0	34	0	0	34	30	4	2	6.7
ISIS SHIRE	0	3	0	0	3	3	0	0	0.0
ISISFORD	0	0	0	0	0	0	0	0	0.0
JERICO SHIRE	0	0	0	0	0	0	0	0	0.0
JOHNSTONE SHIRE	1	3	0	0	4	4	0	1	25.0
JONDARYAN	0	0	0	0	0	0	0	0	0.0
KILCOY SHIRE	0	0	0	0	0	0	0	0	0.0
KILKIVAN SHIRE	0	0	0	0	0	0	0	0	0.0
KINGAROY SHIRE	0	2	0	0	2	2	0	0	0.0
KOLAN SHIRE	0	0	0	0	0	0	0	0	0.0
LAIDLEY SHIRE	0	8	0	1	7	7	0	0	0.0
LIVINGSTON SHIRE	0	8	0	0	8	6	2	0	0.0
LOGAN CITY	9	57	1	10	55	50	5	0	0.0
LONGREACH SHIRE	0	0	0	0	0	0	0	0	0.0
MACKAY CITY	1	10	0	0	11	11	0	0	0.0
MAREEBA SHIRE	2	11	0	4	9	7	2	0	0.0
MAROOCHY SHIRE	22	64	0	6	80	68	12	11	16.2
MARYBOROUGH CITY	1	6	0	0	7	5	2	2	40.0
MCKINLAY SHIRE	0	0	0	0	0	0	0	0	0.0
MILMERRAN SHIRE	0	0	0	0	0	0	0	0	0.0
MIRANI SHIRE	0	0	0	0	0	0	0	0	0.0
MIRIAM VALE SHIRE	1	3	0	0	4	4	0	2	50.0
MISSION BEACH MARINE FACILITIES	0	0	0	0	0	0	0	0	0.0
MONTO SHIRE	0	0	0	0	0	0	0	0	0.0
MORNINGTON SHIRE	0	0	0	0	0	0	0	0	0.0
MT ISA CITY	0	3	0	0	3	3	0	0	0.0
MT MORGAN SHIRE	0	0	0	0	0	0	0	0	0.0
MUNDUBBERA SHIRE	0	0	0	0	0	0	0	0	0.0
MURGON SHIRE	1	3	0	0	4	4	0	1	25.0
MURRILLA SHIRE	0	3	1	0	2	2	0	0	0.0

**Appendix 1.2
Number of Access Applications (Local Government)**

PORTFOLIO/AGENCY	On Hand 1 July B/Fwd	Received	Dispatched On Trnfr	Withdrawn	Total	Finalised 30 June	On Hand 30 June C/Fwd	Internal Reviews	
								Received	% of Applics
MURWEH SHIRE	0	1	0	0	1	1	0	0	0.0
NANANGO SHIRE	0	0	0	0	0	0	0	0	0.0
NEBO SHIRE	0	1	0	0	1	1	0	1	100
NOGOA RIVER FLOOD PLAIN BOAR	0	0	0	0	0	0	0	0	0.0
NOOSA SHIRE	0	30	0	3	27	23	4	0	0.0
PAROO SHIRE	0	0	0	0	0	0	0	0	0.0
PEAK DOWNS SHIRE	0	0	0	0	0	0	0	0	0.0
PERRY SHIRE	0	0	0	0	0	0	0	0	0.0
PINE RIVERS SHIRE	3	26	0	2	27	26	1	0	0.0
PITTSWORTH SHIRE	0	0	0	0	0	0	0	0	0.0
QUILPIE SHIRE	0	0	0	0	0	0	0	0	0.0
REDCLIFFE CITY	0	22	0	2	20	15	5	0	0.0
REDLAND SHIRE	11	38	0	3	46	30	16	2	6.7
RICHMOND SHIRE	0	0	0	0	0	0	0	0	0.0
ROCKHAMPTON CITY	2	22	0	8	16	6	10	4	66.7
ROCKHAMPTON DISTRICT SALEYAI	0	0	0	0	0	0	0	0	0.0
ROMA TOWN	0	1	0	0	1	1	0	0	0.0
ROMA BUNGIL SHOWGRND & SALE	0	0	0	0	0	0	0	0	0.0
ROSALIE SHIRE	0	0	0	0	0	0	0	0	0.0
SARINA SHIRE	0	1	0	0	1	1	0	0	0.0
STANTHORPE SHIRE	0	2	0	0	2	2	0	0	0.0
STATE HOCKEY CENTRE ASSOC. IN	0	0	0	0	0	0	0	0	0.0
TAMBO SHIRE	0	0	0	0	0	0	0	0	0.0
TARA SHIRE	0	0	0	0	0	0	0	0	0.0
TAROOM SHIRE	0	0	0	0	0	0	0	0	0.0
THURINGOWA CITY	0	12	11	1	0	0	0	0	0.0
TIARO SHIRE	0	2	0	0	2	2	0	0	0.0
TOOWOOMBA CITY	5	18	0	2	21	18	3	1	5.6
TORRES SHIRE	0	0	0	0	0	0	0	0	0.0
TOWNSVILLE CITY	10	22	0	3	29	25	4	1	4.0
WAGGAMBA SHIRE	0	0	0	0	0	0	0	0	0.0
WAMBO SHIRE	0	2	0	0	2	2	0	0	0.0
WARROO SHIRE	0	1	0	0	1	1	0	0	0.0

Appendix 1.2
Number of Access Applications (Local Government)

PORTFOLIO/AGENCY	On Hand 1 July B/Fwd	Received	Dispatched On Trnfr	Withdrawn	Total	Finalised 30 June	On Hand 30 June C/Fwd	Internal Reviews	
								Received	% of Applics
WARWICK CITY	0	5	0	0	5	4	1	0	0.0
WHITSUNDAY SHIRE	0	5	0	0	5	5	0	0	0.0
WINTON SHIRE	0	0	0	0	0	0	0	0	0.0
WONDAI SHIRE	0	0	0	0	0	0	0	0	0.0
WOOCOO SHIRE	0	1	0	0	1	1	0	0	0.0
GRAND TOTAL	351	1,300	21	92	1,538	1,110	427	72	6.5

Appendix 1.3
Number of Amendment Applications (State Government)

PORTFOLIO/AGENCY	On Hand 1 July B/Fwd	Received	Total	Finalised 30 June	On Hand 30 June C/Fwd	Documents Altered	Documents Notated	Documents Alt/Noted	Amendment Refused
CORRECTIVE SERVICES									
DEPARTMENT OF CORRECTIVE SERVICES	0	5	5	2	3	2	0	0	1
TOTAL	0	5	5	2	3	2	0	0	1
CRIME & MISCONDUCT COMMISSION									
CRIME & MISCONDUCT COMMISSION	0	1	1	1	0	0	1	0	0
TOTAL	0	1	1	1	0	0	1	0	0
EMERGENCY SERVICES									
DEPARTMENT OF EMERGENCY SERVICES	0	1	1	1	0	0	0	0	0
TOTAL	0	1	1	1	0	0	0	0	0
HEALTH									
DEPARTMENT OF HEALTH, CORPORATE OFFICE	0	2	2	2	0	0	0	0	4
SUNSHINE COAST HEALTH SERVICE DISTRICT	0	1	1	1	0	0	0	0	1
TOOWOOMBA HEALTH SERVICE DISTRICT	0	3	3	3	0	3	2	0	3
OFFICE OF HEALTH PRACTITIONER REGO BRDS	0	1	1	1	0	0	0	0	1
TOTAL	0	7	7	7	0	3	2	0	9
POLICE									
QUEENSLAND POLICE SERVICE	0	2	2	2	0	0	0	0	2
TOTAL	0	2	2	2	0	0	0	0	2
PUBLIC WORKS AND HOUSING									
DEPARTMENT OF HOUSING	0	1	1	1	0	0	144	0	29
TOTAL	0	1	1	1	0	0	144	0	29
GRAND TOTAL	0	17	17	14	3	5	147	0	41

Appendix 1.5
Types of FOI Applications (State Government)
Those agencies with nil returns have not been included

PORTFOLIO/AGENCY	Personal		Non-Personal		Total Number
	Number	%	Number	%	
CORRECTIVE SERVICES					
DEPARTMENT OF CORRECTIVE SERVICES	912	92.7	72	7.3	984
TOTAL	912	92.7	72	7.3	984
CRIME & MISCONDUCT COMMISSION					
CRIME & MISCONDUCT COMMISSION	40	67.8	19	32.2	59
TOTAL	40	67.8	19	32.2	59
DATSIP & DISABILITY SERVICES					
DEPT OF ABORIGINAL & TORRES STRAIT ISLANDER POLICY	1	11.1	8	88.9	9
DISABILITY SERVICES QUEENSLAND	7	46.7	8	53.3	15
TOTAL	8	33.3	16	66.7	24
EDUCATION					
DEPARTMENT OF EDUCATION	104	57.8	76	42.2	180
BOARD OF TEACHER REGISTRATION	1	50.0	1	50.0	2
QLD BRD OF SNR SECONDARY SCHOOL STUDIES	0	0.0	1	100.0	1
UNIVERSITY OF QUEENSLAND	22	88.0	3	12.0	25
CENTRAL QUEENSLAND UNIVERSITY	4	66.7	2	33.3	6
GRIFFITH UNIVERSITY	10	100.0	0	0.0	10
JAMES COOK UNIVERSITY	1	33.3	2	66.7	3
QUEENSLAND UNIVERSITY OF TECHNOLOGY	7	63.6	4	36.4	11
TOTAL	149	62.6	89	37.4	238
EMERGENCY SERVICES					
DEPARTMENT OF EMERGENCY SERVICES	576	77.2	170	22.8	746
QUEENSLAND AMBULANCE SERVICE	334	87.9	46	12.1	380
QUEENSLAND FIRE AND RESCUE AUTHORITY	14	16.1	73	83.9	87
TOTAL	924	76.2	289	23.8	1,213

Appendix 1.5
Types of FOI Applications (State Government)
Those agencies with nil returns have not been included

PORTFOLIO/AGENCY	Personal		Non-Personal		Total Number
	Number	%	Number	%	
EMPLOYMENT, TRAINING AND ARTS					
DEPARTMENT OF EMPLOYMENT & TRAINING	12	25.0	36	75.0	48
ARTS QUEENSLAND	0	0.0	2	100.0	2
TOTAL	12	24.0	38	76.0	50
ENVIRONMENT					
ENVIRONMENTAL PROTECTION AGENCY	2	1.7	118	98.3	120
BEACH PROTECTION AUTHORITY	0	0.0	7	100.0	7
TOTAL	2	1.6	125	98.4	127
FAMILIES					
DEPARTMENT OF FAMILIES	316	90.5	33	9.5	349
TOTAL	316	90.5	33	9.5	349
HEALTH					
DEPARTMENT OF HEALTH, CORPORATE OFFICE	53	34.2	102	65.8	155
BAYSIDE HEALTH SERVICE DISTRICT (HSD)	4	80.0	1	20.0	5
BOWEN HSD	0	0.0	1	100.0	1
BUNDABERG HSD	33	70.2	14	29.8	47
CAIRNS HSD	10	76.9	3	23.1	13
CENTRAL HIGHLANDS HSD	3	60.0	2	40.0	5
CENTRAL WEST HSD	1	14.3	6	85.7	7
CHARTERS TOWERS HSD	0	0.0	1	100.0	1
FRASER COAST HSD	27	58.7	19	41.3	46
GLADSTONE HSD	4	100.0	0	0.0	4
INNISFAIL HSD	2	40.0	3	60.0	5
LOGAN-BEAUDESERT HSD	18	75.0	6	25.0	24
MACKAY HSD	16	55.2	13	44.8	29
MORANBAH HSD	1	50.0	1	50.0	2
MOUNT ISA HSD	7	53.8	6	46.2	13
NORTH BURNETT HSD	1	50.0	1	50.0	2
NORTHERN DOWNS HSD	2	66.7	1	33.3	3
PRINCE CHARLES HOSPITAL HSD	94	86.2	15	13.8	109

Appendix 1.5
Types of FOI Applications (State Government)
Those agencies with nil returns have not been included

PORTFOLIO/AGENCY

	Personal		Non-Personal		Total Number
	Number	%	Number	%	
PRINCESS ALEXANDRA HOSPITAL HSD	139	62.9	82	37.1	221
QEII HOSPITAL HSD	87	87.9	12	12.1	99
REDCLIFFE-CABOOLTURE HSD	6	37.5	10	62.5	16
ROCKHAMPTON HSD	59	75.6	19	24.4	78
ROYAL BRISBANE HOSPITAL HSD	561	84.0	107	16.0	668
ROYAL CHILDRENS HOSPITAL HSD	26	61.9	16	38.1	42
ROYAL WOMENS HOSPITAL HSD	41	95.3	2	4.7	43
SOUTH BURNETT HSD	2	28.6	5	71.4	7
SOUTH COAST HSD	61	53.5	53	46.5	114
SUNSHINE COAST HSD	17	51.5	16	48.5	33
TABLELANDS HSD	7	70.0	3	30.0	10
TOOWOOMBA HSD	77	81.1	18	18.9	95
TOWNSVILLE HSD	2	6.9	27	93.1	29
WEST MORETON HSD	152	76.0	48	24.0	200
HEALTH PRACTITIONER REGISTRATION BOARDS	49	68.1	23	31.9	72
HEALTH RIGHTS COMMISSION	15	68.2	7	31.8	22
PATIENT REVIEW TRIBUNAL	0	0.0	1	100.0	1
MENTAL HEALTH REVIEW TRIBUNAL	1	100.0	0	0.0	1
QUEENSLAND NURSING COUNCIL	2	22.2	7	77.8	9
TOTAL	1,580	70.8	651	29.2	2,231

INNOVATION, INFORMATION ECONOMY, RECREATION AND SPORT

DIIESRQ	0	0.0	13	100.0	13
TOTAL	0	0.0	13	13.0	13

INDUSTRIAL RELATIONS

DEPT OF INDUSTRIAL RELATIONS	99	16.4	504	83.6	603
QLEAVE	0	0.0	3	100.0	3
WORKCOVER QUEENSLAND	37	12.3	263	87.7	300
INDUSTRIAL REGISTRY	2	66.7	1	33.3	3
TOTAL	138	15.2	771	84.8	909

Appendix 1.5
Types of FOI Applications (State Government)
Those agencies with nil returns have not been included

PORTFOLIO/AGENCY	Personal		Non-Personal		Total Number
	Number	%	Number	%	
JUSTICE AND ATTORNEY-GENERAL					
DEPT OF JUSTICE & ATTORNEY-GENERAL	73	32.0	155	68.0	228
PUBLIC TRUST OFFICE	6	28.6	15	71.4	21
LEGAL AID QUEENSLAND	105	96.3	4	3.7	109
ELECTORAL COMMISSION QUEENSLAND	0	0.0	2	100.0	2
GUARDIANSHIP & ADMINISTRATION TRIBUNAL	0	0.0	2	100.0	2
ANTI-DISCRIMINATION COMMISSION QLD	3	75.0	1	25.0	4
TOTAL	187	51.1	179	48.9	366
LOCAL GOVERNMENT AND PLANNING					
DEPARTMENT OF LOCAL GOVT & PLANNING	0	0.0	13	100.0	13
TOTAL	0	0.0	13	100.0	13
NATURAL RESOURCES & MINES					
DEPT OF NATURAL RESOURCES AND MINES	2	0.8	248	99.2	250
VALUERS REGISTRATION BOARD	0	0.0	1	100.0	1
SURVEYORS BOARD	0	0.0	1	100.0	1
SOUTH BURDEKIN WATER BOARD	0	0.0	1	100.0	1
TOTAL	2	0.8	251	99.2	253
POLICE					
QUEENSLAND POLICE SERVICE	752	38.8	1,185	61.2	1,937
TOTAL	752	38.8	1,185	61.2	1,937
PREMIER AND CABINET					
OFFICE OF THE PREMIER	2	40.0	3	60.0	5
DEPARTMENT OF THE PREMIER AND CABINET	6	14.0	37	86.0	43
COMMISSION FOR CHILDREN & YOUNG PEOPLE	1	100.0	0	0.0	1
SOUTH BANK CORPORATION	1	25.0	3	75.0	4
QUEENSLAND OMBUDSMAN	18	85.7	3	14.3	21
TOTAL	28	37.8	46	62.2	74

Appendix 1.5
Types of FOI Applications (State Government)
Those agencies with nil returns have not been included

PORTFOLIO/AGENCY	Personal		Non-Personal		Total Number
	Number	%	Number	%	
PRIMARY INDUSTRIES					
MINISTER FOR PRIMARY INDUSTRIES	0	0.0	2	100.0	2
DEPARTMENT OF PRIMARY INDUSTRIES	7	7.3	89	92.7	96
AGRI CHEM DISTRIBUTION CONTROL BOARD	0	0.0	6	100.0	6
SAFE FOOD	1	100.0	0	0.0	1
QUEENSLAND DAIRY AUTHORITY	1	100.0	0	0.0	1
TOTAL	9	8.5	97	91.5	106
PUBLIC WORKS AND HOUSING					
DEPARTMENT OF PUBLIC WORKS	5	20.0	20	80.0	25
BOARD OF PROFESSIONAL ENGINEERS	0	0.0	5	100.0	5
BOARD OF ARCHITECTS	1	100.0	0	0.0	1
DEPARTMENT OF HOUSING	32	71.1	13	28.9	45
BUILDING SERVICES AUTHORITY	3	6.7	42	93.3	45
RESIDENTIAL TENANCIES AUTHORITY	9	81.8	2	18.2	11
TOTAL	50	37.9	82	62.1	132
STATE DEVELOPMENT					
MINISTER FOR STATE DEVELOPMENT	0	0.0	2	100.0	2
DEPARTMENT OF STATE DEVELOPMENT	0	0.0	24	100.0	24
TOTAL	0	0.0	26	100.0	26
TOURISM, RACING & FAIR TRADING					
DEPT OF TOURISM, RACING AND FAIR TRADING	16	24.2	50	75.8	66
TOURISM QUEENSLAND	0	0.0	1	100.0	1
QUEENSLAND BUILDING TRIBUNAL	0	0.0	2	100.0	2
QUEENSLAND HARNESS RACING BOARD	0	0.0	2	100.0	2
QUEENSLAND PRINCIPAL CLUB (QPC)	0	0.0	2	100.0	2
QUEENSLAND THOROUGHBRED RACING BOARD	0	0.0	1	100.0	1
TOTAL	16	21.6	58	78.4	74

Appendix 1.5
Types of FOI Applications (State Government)
Those agencies with nil returns have not been included

PORTFOLIO/AGENCY	Personal		Non-Personal		Total Number
	Number	%	Number	%	
TRANSPORT					
DEPARTMENT OF TRANSPORT	7	2.5	268	97.5	275
QUEENSLAND RAIL	68	59.1	47	40.9	115
DEPARTMENT OF MAIN ROADS	0	0.0	90	100.0	90
TOWNSVILLE PORT AUTHORITY	0	0.0	1	100.0	1
ROCKHAMPTON PORT AUTHORITY	0	0.0	1	100.0	1
PORT OF BRISBANE CORPORATION	1	50.0	1	50.0	2
TOTAL	76	15.7	408	84.3	484
TREASURY					
TREASURER	1	100.0	0	0.0	1
DEPARTMENT OF TREASURY	34	81.0	8	19.0	42
BOARD OF TRUSTEES PUBLIC SUPER FUND	1	33.3	2	66.7	3
TOTAL	36	78.3	10	21.7	46
GRAND TOTAL	5,237	53.9	4,471	46.1	9,708

**Appendix 1.6
Types of FOI Applications (Local Government)**

PORTFOLIO/AGENCY	Personal		Non-Personal		Total Number
	Number	%	Number	%	
ARAMAC SHIRE	0	0.0	0	0.0	0
ATHERTON SHIRE	0	0.0	0	0.0	0
BALONE SHIRE	0	0.0	4	100.0	4
BANANA SHIRE	0	0.0	0	0.0	0
BARCALDINE SHIRE	0	0.0	0	0.0	0
BARCOO SHIRE	0	0.0	0	0.0	0
BAUHINIA	0	0.0	0	0.0	0
BEAUDESERT SHIRE	7	29.2	17	70.8	24
BELYANDO SHIRE	0	0.0	0	0.0	0
BENDEMERE SHIRE	0	0.0	0	0.0	0
BLACKALL SHIRE	0	0.0	1	100.0	1
BOONAH SHIRE	0	0.0	1	100.0	1
BOORINGA SHIRE	0	0.0	0	0.0	0
BOULIA SHIRE	0	0.0	0	0.0	0
BOWEN SHIRE	0	0.0	3	100.0	3
BRISBANE CITY	30	8.9	306	91.1	336
BROADSOUND SHIRE	1	50.0	1	50.0	2
BULLOO SHIRE	0	0.0	0	0.0	0
BUNDABERG CITY	0	0.0	2	100.0	2
BUNGILL SHIRE	0	0.0	0	0.0	0
BURDEKIN SHIRE	0	0.0	1	100.0	1
BURKE SHIRE	0	0.0	0	0.0	0
BURNETT SHIRE	0	0.0	6	100.0	6
CABOOLTURE SHIRE	2	9.5	19	90.5	21
CAIRNS CITY	24	47.1	27	52.9	51
CAIRNS RIVER IMPROVEMENT TRUST	0	0.0	0	0.0	0
CALLIOPE SHIRE	0	0.0	0	0.0	0
CALOUNDRA CITY	0	0.0	32	100.0	32
CALOUNDRA-MAROOCHY WATER SUPPLY BOARD	0	0.0	0	0.0	0
CAMBOOYA SHIRE	2	40.0	3	60.0	5
CARDWELL SHIRE	3	75.0	1	25.0	4
CARPENTARIA SHIRE	1	33.3	2	66.7	3
CHARTERS TOWERS	0	0.0	1	100.0	1
CHINCHILLA SHIRE	1	33.3	2	66.7	3

**Appendix 1.6
Types of FOI Applications (Local Government)**

PORTFOLIO/AGENCY	Personal		Non-Personal		Total Number
	Number	%	Number	%	
CLIFTON SHIRE	0	0.0	0	0.0	0
CLONCURRY SHIRE	1	33.3	2	66.7	3
COOK SHIRE	0	0.0	1	100.0	1
COOLOOLA SHIRE	0	0.0	6	100.0	6
CROWS NEST SHIRE	0	0.0	3	100.0	3
CROYDON SHIRE	0	0.0	0	0.0	0
DALBY TOWN	0	0.0	2	100.0	2
DALBY WAMBO AERODROME BOARD	0	0.0	0	0.0	0
DALBY WAMBO LIBRARY BOARD	0	0.0	0	0.0	0
DALBY WAMBO SALEYARDS BOARD	0	0.0	0	0.0	0
DALRYMPLE SHIRE	0	0.0	0	0.0	0
DIAMANTINA SHIRE	0	0.0	0	0.0	0
DOUGLAS SHIRE	1	12.5	7	87.5	8
DUARINGA SHIRE	0	0.0	0	0.0	0
EACHAM SHIRE	0	0.0	1	0.0	1
EIDSVOLD SHIRE	0	0.0	0	0.0	0
EMERALD SHIRE	0	0.0	0	0.0	0
EMERALD PEAK DOWNS SALEYARDS BOARD	0	0.0	0	0.0	0
ESK SHIRE	4	36.4	7	63.6	11
ETHERIDGE SHIRE	0	0.0	0	0.0	0
FITZROY SHIRE	0	0.0	3	100.0	3
FLINDERS SHIRE	0	0.0	1	100.0	1
GATTON SHIRE	6	85.7	1	14.3	7
GAYNDAH SHIRE	0	0.0	0	0.0	0
GLADSTONE CITY	0	0.0	5	100.0	5
GLADSTONE CALLIOPE AERODROME BOARD	0	0.0	0	0.0	0
GOLD COAST CITY	75	25.3	222	74.7	297
GOONDIWINDI TOWN	0	0.0	0	0.0	0
GOONDIWINDI WAGGAMBA COM CLT CTR BOARD	0	0.0	0	0.0	0
HERBERTON SHIRE	0	0.0	4	100.0	4
HERVEY BAY CITY	5	29.4	12	70.6	17
HINCHINBROOK SHIRE	0	0.0	1	100.0	1
ILFRACOMBE SHIRE	0	0.0	0	0.0	0

**Appendix 1.6
Types of FOI Applications (Local Government)**

PORTFOLIO/AGENCY	Personal		Non-Personal		Total Number
	Number	%	Number	%	
INGLEWOOD SHIRE	0	0.0	0	0.0	0
IPSWICH CITY	5	14.7	29	85.3	34
ISIS SHIRE	0	0.0	3	100.0	3
ISISFORD	0	0.0	0	0.0	0
JERICHO SHIRE	0	0.0	0	0.0	0
JOHNSTONE SHIRE	0	0.0	3	0.0	3
JONDARYAN	0	0.0	0	0.0	0
KILCOY SHIRE	0	0.0	0	0.0	0
KILKIVAN SHIRE	0	0.0	0	0.0	0
KINGAROY SHIRE	0	0.0	2	100.0	2
KOLAN SHIRE	0	0.0	0	0.0	0
LAIDLEY SHIRE	6	75.0	2	25.0	8
LIVINGSTON SHIRE	4	50.0	4	50.0	8
LOGAN CITY	4	7.0	53	93.0	57
LONGREACH SHIRE	0	0.0	0	0.0	0
MACKAY CITY	4	40.0	6	60.0	10
MAREEBA SHIRE	0	0.0	11	100.0	11
MAROOCHY SHIRE	2	3.1	62	96.9	64
MARYBOROUGH CITY	0	0.0	6	100.0	6
MCKINLAY SHIRE	0	0.0	0	0.0	0
MILMERRAN SHIRE	0	0.0	0	0.0	0
MIRANI SHIRE	0	0.0	0	0.0	0
MIRIAM VALE SHIRE	0	0.0	3	100.0	3
MISSION BEACH MARINE FACILITIES JOINT BOARD	0	0.0	0	0.0	0
MORNINGTON SHIRE	0	0.0	0	0.0	0
MONTO SHIRE	0	0.0	0	0.0	0
MT ISA CITY	0	0.0	3	100.0	3
MT MORGAN SHIRE	0	0.0	0	0.0	0
MUNDUBBERA SHIRE	0	0.0	0	0.0	0
MURGON SHIRE	0	0.0	3	100.0	3
MURRILLA SHIRE	1	33.3	2	66.7	3
MURWEH SHIRE	1	100.0	0	0.0	1
NANANGO SHIRE	0	0.0	0	0.0	0
NEBO SHIRE	0	0.0	1	100.0	1

**Appendix 1.6
Types of FOI Applications (Local Government)**

PORTFOLIO/AGENCY	Personal		Non-Personal		Total Number
	Number	%	Number	%	
NOGOA RIVER FLOOD PLAIN BOARD	0	0.0	0	0.0	0
NOOSA SHIRE	0	0.0	30	100.0	30
PAROO SHIRE	0	0.0	0	0.0	0
PEAK DOWNS SHIRE	0	0.0	0	0.0	0
PERRY SHIRE	0	0.0	0	0.0	0
PINE RIVERS SHIRE	0	0.0	26	100.0	26
PITTSWORTH SHIRE	0	0.0	0	0.0	0
QUILPIE SHIRE	0	0.0	0	0.0	0
REDCLIFFE CITY	0	0.0	22	100.0	22
REDLAND SHIRE	0	0.0	38	100.0	38
RICHMOND SHIRE	0	0.0	0	0.0	0
ROCKHAMPTON CITY	0	0.0	22	100.0	22
ROCKHAMPTON DISTRICT SALEYARDS BOARD	0	0.0	0	0.0	0
ROMA TOWN	0	0.0	1	100.0	1
ROMA BUNGIL SHOWGROUND & SALEYARDS BOARD	0	0.0	0	0.0	0
ROSALIE SHIRE	0	0.0	0	0.0	0
SARINA SHIRE	0	0.0	1	100.0	1
STANTHORPE SHIRE	0	0.0	2	100.0	2
STATE HOCKEY CENTRE ASSOC.INC.	0	0.0	0	0.0	0
TAMBO SHIRE	0	0.0	0	0.0	0
TARA SHIRE	0	0.0	0	0.0	0
TAROOM SHIRE	0	0.0	0	0.0	0
THURINGOWA CITY	8	66.7	4	33.3	12
TIARO SHIRE	0	0.0	2	100.0	2
TOOWOOMBA CITY	0	0.0	18	100.0	18
TORRES SHIRE	0	0.0	0	0.0	0
TOWNSVILLE CITY	1	4.5	21	95.5	22
WAGGAMBA SHIRE	0	0.0	0	0.0	0
WAMBO SHIRE	0	0.0	2	100.0	2
WARROO SHIRE	0	0.0	1	100.0	1
WARWICK CITY	0	0.0	5	100.0	5
WHITSUNDAY SHIRE	0	0.0	5	100.0	5
WINTON SHIRE	0	0.0	0	0.0	0
WONDAI SHIRE	0	0.0	0	0.0	0

Appendix 1.6
Types of FOI Applications (Local Government)

PORTFOLIO/AGENCY	Personal		Non-Personal		Total Number
	Number	%	Number	%	
WOOCOO SHIRE	0	0.0	1	100.0	1
GRAND TOTAL	199	15.3	1,101	84.7	1,300

**Appendix 1.7
Action taken on documents (State Government)**

PORTFOLIO/AGENCY

Officer/Designation

Applic. Type Personal / Non Personal	No. of Docs considered	Access in Full	Access in Part	Access Refused	% of Docs held Released in Full or Part	Provisions	
						Invoked	No. of Times

CORRECTIVE SERVICES

DEPARTMENT OF CORRECTIVE SERVICES

BELL N, FOI OFFICER

N	5,027	4,724	43	260	94.8	21	2
						22(a)	48
						22(b)	19
						28(2)	1
						29(2)	1
						40(b)	32
						42(1)(e)	3
						44(1)	196
						46(1)(a)	6
						46(1)(b)	2
P	64,997	61,867	976	2,154	96.7	11(1)(e)	13
						21	23
						22(a)	186
						22(b)	115
						26(2)(a)(i)	1
						28(2)	1,155
						35/42	24
						40(b)	242
						41(1)	79
						42(1)(a)	2
						42(1)(b)	22
						42(1)(c)	6
						42(1)(e)	96
						42(1)(f)	6
						43(1)	28
						44(1)	1,104
						44(3)	12
						46(1)(a)	344
						46(1)(b)	6
						50(a)	6

**Appendix 1.7
Action taken on documents (State Government)**

PORTFOLIO/AGENCY OFFICER/DESIGNATION	Applic. Type Personal / Non Personal	No. of Docs considered	Access in Full	Access in Part	Access Refused	% of Docs held Released in Full or Part	Provisions							
							Invoked	No. of Times						
CARUANA J, A/FOI OFFICER	P	2,049	1,960	40	49	97.6	11(1)(i)	5						
							22(b)	95						
							40(b)	44						
							41(1)	9						
							44(1)	32						
EDMANS K, A/FOI OFFICER	N	9	0	9	0	100.0	42(1)(e)	9						
							44(1)	2						
	P	1,805	1,751	53	1	99.9	44(1)	53						
							46(1)(a)	1						
JONES M, A/FOI OFFICER	N	1,830	1,710	73	47	97.4	22(a)	25						
							22(b)	9						
							42(1)(a)	6						
							42(1)(b)	3						
							42(1)(e)	13						
							44(1)	72						
							46(1)(b)	2						
							P	27,163	25,418	1,115	630	97.7	11(1)(e)	40
													22(a)	162
													22(b)	194
	29(2)	18												
	40(a)	1												
	40(b)	2												
	41(1)	59												
	42(1)(a)	11												
	42(1)(b)	23												
	42(1)(c)	15												
	42(1)(e)	148												
	43(1)	5												
	44(1)	1,058												
46(1)(a)	2													
46(1)(b)	9													

**Appendix 1.7
Action taken on documents (State Government)**

PORTFOLIO/AGENCY OFFICER/DESIGNATION	Applic. Type Personal / Non Personal	No. of Docs considered	Access in Full	Access in Part	Access Refused	% of Docs held Released in Full or Part	Provisions Invoked	No. of Times
MOORE-JANOSEVIC L, A/FOI OFFICER	N	1,559	1,442	96	21	98.7	42(1)(b)	1
							44(1)	116
	P	29,209	26,736	683	1,790	93.9	21	8
							22(a)	127
							22(b)	334
							28(2)	1,096
							41(1)	2
							42(1)(a)	7
							42(1)(b)	5
							42(1)(c)	1
							42(1)(e)	14
							42(1)(f)	1
							42(1)(i)	1
							44(1)	704
							44(3)	59
							46(1)(a)	1
							46(1)(b)	15
MCINTYRE P, A/FOI OFFICER	N	40	37	3	0	100.0	42(1)(a)	3
							44(1)	4
	P	1,414	1,365	38	11	99.2	42(1)(a)	2
							42(1)(b)	2
							42(1)(e)	8
						44(1)	32	
THOMAS C, A/FOI COORDINATOR	N	1,241	508	23	710	42.8	21	2
							22(b)	14
							44(1)	23
							46(1)(a)	696

**Appendix 1.7
Action taken on documents (State Government)**

PORTFOLIO/AGENCY OFFICER/DESIGNATION	Applic. Type Personal / Non Personal	No. of Docs considered	Access in Full	Access in Part	Access Refused	% of Docs held Released in Full or Part	Provisions Invoked	No. of Times
	P	3,047	2,984	55	8	99.7	22(b) 40(b) 43(1) 44(1) 46(1)(a)	1 4 3 44 11
TOUSSAINT E, A/FOI OFFICER	N P	1,792 4,782	1,692 4,465	92 112	8 205	99.6 95.7	44(1)	3
YOUNG V, A/FOI OFFICER	N P	1,685 8,571	1,643 8,209	39 226	3 136	99.8 98.4	42(1)(e) 44(1) 22(a) 22(b) 40(b) 41(1) 42(1)(a) 42(1)(b) 42(1)(e) 44(1) 46(1)(a)	8 34 80 28 8 4 1 7 27 197 9
AGENCY TOTAL		156,220	146,511	3,676	6,033	96.1		
PORTFOLIO TOTAL		156,220	146,511	3,676	6,033	96.1		
CRIME & MISCONDUCT COMMISSION								
KENZLER R, FOI COORDINATOR	N	1,862	1,727	64	71	96.2	42(1)(b) 43(1) 44(1) 50(b)(ii) 50(c)(i)	35 24 26 6 42

**Appendix 1.7
Action taken on documents (State Government)**

PORTFOLIO/AGENCY

Officer/Designation

Applic. Type Personal / Non Personal	No. of Docs considered	Access in Full	Access in Part	Access Refused	% of Docs held Released in Full or Part	Provisions Invoked	No. of Times
--	---------------------------	-------------------	-------------------	-------------------	---	-----------------------	--------------

P	4,468	4,166	243	59	98.7	42(1)(a)	8
						42(1)(b)	2
						44(1)	252
						50(c)(ii)	28

HAMILTON T, GENERAL COUNSEL

N	1122	667	100	355	68.4	41(1)	34
						44(1)	67
						50(b)(ii)	21

AGENCY TOTAL	7,452	6,560	407	485	93.5		
---------------------	--------------	--------------	------------	------------	-------------	--	--

PORTFOLIO TOTAL	7,452	6,560	407	485	93.5		
------------------------	--------------	--------------	------------	------------	-------------	--	--

DATSIP & DISABILITY SERVICES

DEPT OF ABORIGINAL & TORRES STRAIT

ISLANDER POLICY

RYAN N, FOI COORDINATOR

N	72	71	1	0	100.0	21	1
						50(c)	37
P	259	119	140	0	100.0	44(1)	2

AGENCY TOTAL	331	190	141	0	100.0		
---------------------	------------	------------	------------	----------	--------------	--	--

DISABILITY SERVICES QUEENSLAND

RYAN N, FOI COORDINATOR

N	308	216	92	0	100.0	44(1)	107
						42(1)(b)	13
						50(c)	4
P	3,176	2,852	324	0	100.0	44(1)	379
						42(1)(b)	15

AGENCY TOTAL	3,484	3,068	416	0	100.0		
---------------------	--------------	--------------	------------	----------	--------------	--	--

PORTFOLIO TOTAL	3,815	3,258	557	0	100.0		
------------------------	--------------	--------------	------------	----------	--------------	--	--

**Appendix 1.7
Action taken on documents (State Government)**

Portfolio/Agency Officer/Designation	Applic. Type Personal / Non Personal	No. of Docs considered	Access in Full	Access in Part	Access Refused	% of Docs held Released in Full or Part	Provisions Invoked	No. of Times
EDUCATION								
DEPARTMENT OF EDUCATION								
DAYOT E, SNR POLICY OFFICER	N	673	640	33	0	100.0	44(1)	202
	P	37	14	10	13	64.9	43(1) 44(1)	13 5
GLOVER F, A/SNR POLICY OFFICER	N	173	173	0	0	100.0		
	P	179	117	50	12	93.3	44(1)	54
JEFFERSON K, PRINCIPAL POLICY OFFICER	N	353	288	8	57	83.9	36(1)(a) 43(1) 44(1)	44 13 8
	N	2,853	1,302	1,425	126	95.6	22(a) 44(1)	13 680
	P	2,682	2,401	191	90	96.6	44(1)	17
KEAST L, PRINCIPAL POLICY OFFICER	N	391	365	16	10	97.4	43(1) 44(1) 49	4 9 3
	P	616	509	105	2	99.7	44(1)	99
	N	848	807	34	7	99.2	11(1)(q) 44(1)	7 43
MCCUSKER J, A/SNR POLICY OFFICER	P	695	559	121	15	97.8	11(1)(q) 44(1)	15 124
	N	16,081	14,653	1,313	115	99.3	43(1) 44(1)	40 122
O'CONNOR M, A/PRINCIPAL POLICY OFFICER	P	1,376	1,133	215	28	98.0	43(1) 44(1)	17 80

**Appendix 1.7
Action taken on documents (State Government)**

Portfolio/Agency Officer/Designation	Applic. Type Personal / Non Personal	No. of Docs considered	Access in Full	Access in Part	Access Refused	% of Docs held Released in Full or Part	Provisions Invoked	No. of Times
STOREY T, PRINCIPAL POLICY OFFICER	N	53	53	0	0	100.0		
YOUNG A, A/PRINCIPAL POLICY OFFICER	N	1,517	1,338	61	118	92.2	44(1)	61
AGENCY TOTAL		28,527	24,352	3,582	593	97.9		
BOARD OF TEACHER REGISTRATION								
JANSEN M, DIRECTOR	N	1	0	0	1	0.0	46(1)	1
	P	1	0	1	0	100.0	40	1
							41	1
							42	1
							43	1
							41(3)(b)	1
AGENCY TOTAL		2	0	1	1	50.0		
GRIFFITH UNIVERSITY								
MCANDREW AC, PRO-VICE CHANCELLOR (ADMIN)	P	1,535	1,358	86	91	94.1	40(a)	2
							40(c)	22
							41(1)	24
							43(1)	22
							44(1)	23
							45(1)(c)	4
							45(3)	1
							46(1)(a)(b)	7
							46(1)(a)	16
AGENCY TOTAL		1,535	1,358	86	91	94.1		

**Appendix 1.7
Action taken on documents (State Government)**

PORTFOLIO/AGENCY Officer/Designation	Applic. Type Personal / Non Personal	No. of Docs considered	Access in Full	Access in Part	Access Refused	% of Docs held Released in Full or Part	Provisions Invoked	No. of Times
JAMES COOK UNIVERSITY								
MILTON S, FOI COORDINATOR/ RECORDS OFFICER	N	157	58	22	77	51.0	40(c) 41(1) 43(1) 44(1)	71 71 6 22
	P	4	0	4	0	100.0	44(1)	4
KERN M, REGISTRAR	N	53	34	19	0	100.0	40(c) 41(1) 44(1)	6 6 13
AGENCY TOTAL		214	92	45	77	64.0		
QUEENSLAND UNIVERSITY OF TECHNOLOGY								
MEGGITT M, CORPORATE INFO COORDINATOR	N	1,646	1,589	18	39	97.6	43(1) 44(1) 46(1)(b)	31 21 11
	P	4,970	4,903	16	51	99.0	43(1) 44(1) 46(1)(a)	59 6 2
AGENCY TOTAL		6,616	6,492	34	90	98.6		
UNIVERSITY OF QUEENSLAND								
DOBBIE I, FOI OFFICER	N	1,117	339	12	766	31.4	41(1)(a) 42(1)(a) 43(1) 44(1) 45(1)(a) 45(1)(c)	6 10 81 18 401 426

**Appendix 1.7
Action taken on documents (State Government)**

PORTFOLIO/AGENCY

Officer/Designation

Applic. Type Personal / Non Personal	No. of Docs considered	Access in Full	Access in Part	Access Refused	% of Docs held Released in Full or Part	Provisions Invoked	No. of Times
--	---------------------------	-------------------	-------------------	-------------------	---	-----------------------	--------------

						46(1)	1
						52(2)	23
P	2,391	2,239	39	113	95.3	42(1)(a)	29
						43(1)	24
						44(1)	18
						44(3)	30
						45(1)	6
						46(1)	15

AGENCY TOTAL	3,508	2,578	51	879	74.9		
---------------------	--------------	--------------	-----------	------------	-------------	--	--

CENTRAL QUEENSLAND UNIVERSITY

ELDER S, EXEC OFFICER
(VP ADMIN & REGISTRAR)

N	62	57	0	5	91.9	46(1)(b)	1
						41(1)(a)(ii)	4
P	227	225	1	1	99.6	42(1)(b)	1
						44(1)	2
						46(1)	1

AGENCY TOTAL	289	282	1	6	97.9		
---------------------	------------	------------	----------	----------	-------------	--	--

PORTFOLIO TOTAL	40,691	35,154	3,800	1,737	95.7		
------------------------	---------------	---------------	--------------	--------------	-------------	--	--

EMERGENCY SERVICES

DEPARTMENT OF EMERGENCY SERVICES

HALL D, MANAGER FOI

N	1,534	1,428	48	58	96.2	36(1)(e)	2
						36(1)(f)	8
						37(1)(b)	2
						37(1)(c)	3
						37(1)(g)	8
						40(c)	18

**Appendix 1.7
Action taken on documents (State Government)**

PORTFOLIO/AGENCY

Officer/Designation

Applic. Type Personal / Non Personal	No. of Docs considered	Access in Full	Access in Part	Access Refused	% of Docs held Released in Full or Part	Provisions Invoked	No. of Times
						43(1)	12
						44(1)	40
						46(1)(a)	5
P	597	586	9	2	99.7	43(1)	2
						44(1)	9
HIGGINS L, ADMIN OFFICER FOI							
N	183	143	40	0	100.0		
P	94	94	0	0	100.0		
GLADSTON M, A/MANAGER FOI							
N	2	2	0	0	100.0		
LOANE P, A/ADMIN OFFICER FOI							
N	76	70	6	0	100.0		
P	319	313	6	0	100.0	44(1)	10
PALMER R, A/ADMIN OFFICER FOI							
N	395	392	3	0	100.0		
P	567	553	11	3	99.5		
AGENCY TOTAL	3,767	3,581	123	63	98.3		
QUEENSLAND AMBULANCE SERVICE							
HALL D, MANAGER FOI							
N	704	685	15	4	99.4	21	1
						40(a)	6
						40(b)	6
						44(1)	11
						46(1)(a)	2
P	45	44	0	1	97.8	21	5
ANDRADO G, ADMIN OFFICER FOI							
N	8	8	0	0	100.0		
P	147	147	0	0	100.0		
HIGGINS L, ADMIN OFFICER FOI							
N	358	341	14	3	99.2		
P	533	531	0	2	99.6	44(1)	2

**Appendix 1.7
Action taken on documents (State Government)**

PORTFOLIO/AGENCY Officer/Designation	Applic. Type Personal / Non Personal	No. of Docs considered	Access in Full	Access in Part	Access Refused	% of Docs held Released in Full or Part	Provisions Invoked	No. of Times
PALMER R, A/ADMIN OFFICER FOI	N	10	10	0	0	100.0		
	P	44	44	0	0	100.0		
AGENCY TOTAL		1,849	1,810	29	10	99.5		
QUEENSLAND FIRE & RESCUE AUTHORITY								
HALL D, MANAGER FOI	N	336	326	10	0	100.0	44(1)	8
	P	115	115	0	0	100.0		
ANDRADO G, ADMIN OFFICER FOI	N	37	37	0	0	100.0		
HIGGINS L, ADMIN OFFICER FOI	N	423	381	11	31	92.7	44(1) 40(c)	11 31
	P	30	30	0	0	100.0		
PALMER R, A/ADMIN OFFICER FOI	N	318	318	0	0	100.0		
	P	5	0	5	0	100.0		
AGENCY TOTAL		1,264	1,207	26	31	97.5		
PORTFOLIO TOTAL		6,880	6,598	178	104	98.5		
EMPLOYMENT, TRAINING AND ARTS								
DEPARTMENT OF EMPLOYMENT AND TRAINING								
DUCKWORK M, SNR POLICY OFFICER - ADMIN LAW	N	1,024	924	98	2	99.8	43(1) 44(1) 42(1)(b) 45(1)(b) 50(c)(i)	8 82 2 7 2

**Appendix 1.7
Action taken on documents (State Government)**

PORTFOLIO/AGENCY Officer/Designation	Applic. Type Personal / Non Personal	No. of Docs considered	Access in Full	Access in Part	Access Refused	% of Docs held Released in Full or Part	Provisions Invoked	No. of Times
CUMBERLAND G, PRINCIPAL POLICY OFFICER - ADMIN LAW	N	119	101	18	0	100.0	44(1)	18
	P	108	106	2	0	100.0	44(1)	2
DAWSON M, DIRECTOR	N	9,129	8,191	388	550	94.0	43(1)	15
							42(1)(b)	5
							36(1)(a)	440
							44(1)	198
	P	466	464	2	0	100.0	45(1)(b) 44(1)	465 2
MCKINLAY M, FOI COORDINATOR	P	11	10	1	0	100.0	44(1)	1
WILLIAMS M, SNR POLICY OFFICER - ADMIN LAW	N	141	139	2	0	100.0	44(1)	2
	P	86	86	0	0	100.0		
AGENCY TOTAL		11,084	10,021	511	552	95.0		
ARTS QUEENSLAND WILLIAMS M, PRINCIPAL POLICY OFFICER	N	7	7	0	0	100.0		
AGENCY TOTAL		7	7	0	0	100.0		
PORTFOLIO TOTAL		11,091	10,028	511	552	95.0		
ENVIRONMENT ENVIRONMENTAL PROTECTION AGENCY								
CROSS R, EXEC OFFICER (ADMIN LAW)	N	26,180	24,092	1,279	809	96.9	36(1)(a)	170
							36(1)(b)	170
							36(1)(c)	188
							36(1)(d)	170
							36(1)(e)	189

**Appendix 1.7
Action taken on documents (State Government)**

PORTFOLIO/AGENCY

Officer/Designation

Applic. Type Personal / Non Personal	No. of Docs considered	Access in Full	Access in Part	Access Refused	% of Docs held Released in Full or Part	Provisions		
						Invoked	No. of Times	
						36(1)(f)	125	
						36(1)(g)	141	
						37(1)(a)	12	
						37(1)(b)	12	
						37(1)(c)	12	
						37(1)(d)	12	
						37(1)(e)	241	
						37(1)(f)	12	
						37(1)(g)	233	
						43(1)	299	
						44(1)	1191	
						45(1)(b)	124	
						45(1)(c)	129	
						46(1)(b)	55	
						50(c)(i)	27	
LLOYDJ, EXEC OFFICER (ADMIN LAW)	N	3,138	2,448	64	626	80.1	40(c)	28
							42(1)(b)	30
							43(1)	615
							44(1)	75
OUGLITCHININ G, EXEC OFFICER (ADMIN LAW)	N	10,823	9,502	681	640	94.1	36(1)(a)	75
							36(1)(b)	7
							36(1)(c)	67
							36(1)(d)	7
							36(1)(e)	67
							36(1)(g)	60
							38(b)	19
							41(1)	64
							42(1)(a)	8
							42(1)(b)	436
							42(1)(c)	65
							43(1)	330

**Appendix 1.7
Action taken on documents (State Government)**

PORTFOLIO/AGENCY

Officer/Designation

Applic. Type Personal / Non Personal	No. of Docs considered	Access in Full	Access in Part	Access Refused	% of Docs held Released in Full or Part	Provisions Invoked	No. of Times
--	---------------------------	-------------------	-------------------	-------------------	---	-----------------------	--------------

						44(1)	208
						45(1)(c)	69
						46(1)(a)	40
						48(1)	6
						50(c)(i)	3
P	715	691	24	0	100.0	44(1)	24

AGENCY TOTAL	40,856	36,733	2,048	2,075	94.9		
---------------------	---------------	---------------	--------------	--------------	-------------	--	--

BEACH PROTECTION AUTHORITY

MARTIN R, SECRETARY BPA

N	689	647	8	34	95.1	37(1)(b)	25
						37(1)(c)	25
						37(1)(g)	25
						43(1)	9
						44(1)	8

AGENCY TOTAL	689	647	8	34	95.1		
---------------------	------------	------------	----------	-----------	-------------	--	--

PORTFOLIO TOTAL	41,545	37,380	2,056	2,109	94.9		
------------------------	---------------	---------------	--------------	--------------	-------------	--	--

FAMILIES

DEPARTMENT OF FAMILIES

CAZZULINO A, SNR FOI OFFICER

N	84	44	23	17	79.8	22(b)	2
						42(1)(b)	1
						44(1)	2
						48(1)	35
P	17,879	16,197	970	712	96.0	21(a)	1
						22(a)	16
						22(b)	17
						42(1)(b)	251

**Appendix 1.7
Action taken on documents (State Government)**

PORTFOLIO/AGENCY

Officer/Designation

Applic. Type Personal / Non Personal	No. of Docs considered	Access in Full	Access in Part	Access Refused	% of Docs held Released in Full or Part	Provisions		
						Invoked	No. of Times	
						42(1)(e)	1	
						42(1)(h)	2	
						43(1)	105	
						44(1)	1,058	
						46(1)(a)	1	
						46(1)(b)	148	
						50(a)	92	
DONOVAN H, PRINCIPAL FOI OFFICER	N	302	297	4	1	99.7	28(2)	1
							43(1)	2
							44(1)	2
	P	17,447	12,949	3,600	898	94.9	21(a)	1
							22(b)	103
							36(1)(c)	2
							42(1)(b)	443
							42(1)(e)	5
							42(1)(g)	1
							42(1)(h)	7
							42(1)(i)	5
							43(1)	80
							44(1)	3,857
							46(1)(b)	42
							50(a)	115
SPREADBOROUGH J, SENIOR FOI OFFICER	N	136	74	5	57	58.1	42(1)(a)	61
							44(1)	1
	P	8,672	5,333	2,151	1,188	86.3	22(b)	168
							35(1)	5
							42(1)(b)	308
							42(1)(e)	39
							43(1)	65
							44(1)	2,515
							46(1)(b)	283
							50(a)	89

**Appendix 1.7
Action taken on documents (State Government)**

PORTFOLIO/AGENCY Officer/Designation	Applic. Type Personal / Non Personal	No. of Docs considered	Access in Full	Access in Part	Access Refused	% of Docs held Released in Full or Part	Provisions Invoked	No. of Times							
MCVEIGH J, PRINCIPAL FOI OFFICER	N	1,201	1,092	82	27	97.8	42(1)(b)	63							
							43(1)	1							
							44(1)	33							
							46(1)(b)	15							
	P	13,324	8,525	3,974	825	93.8	22(b)	27							
							42(1)(a)	3							
							42(1)(b)	323							
							42(1)(e)	16							
							42(1)(h)	4							
							43(1)	9							
							44(1)	4,270							
							46(1)(b)	173							
							50(a)	44							
							50(c)(i)	4							
THORNTON P, SENIOR FOI OFFICER	P	9,732	5,790	2,943	999	89.7	22(b)	198							
							22(e)	3							
							42(1)(b)	283							
							42(1)(e)	21							
							42(1)(h)	3							
							43(1)	26							
							44(1)	3,412							
							46(1)(b)	197							
							JEPPESEN V, MANAGER FOI	N	597	568	15	14	97.7	42(1)(b)	7
														44(1)	16
46(1)(b)	6														
P	1,079	825	60	194	82.0	42(1)(b)		16							
						44(1)		115							
						48(1)		126							
AGENCY TOTAL		70,453	51,694	13,827	4,932	93.0									
PORTFOLIO TOTAL		70,453	51,694	13,827	4,932	93.0									

**Appendix 1.7
Action taken on documents (State Government)**

PORTFOLIO/AGENCY

Officer/Designation

Applic. Type Personal / Non Personal	No. of Docs considered	Access in Full	Access in Part	Access Refused	% of Docs held Released in Full or Part	Provisions Invoked	No. of Times
--	---------------------------	-------------------	-------------------	-------------------	---	-----------------------	--------------

HEALTH

DEPARTMENT OF HEALTH

BOEL B, A/SENIOR POLICY OFFICER	N	788	742	33	13	98.4	40(c)	9
							42(1)(b)	2
							44(1)	18
							45(1)(c)	2
							48(1)	5
P	205	137	28	40	80.5	42(1)(b)	1	
						42(1)(e)	60	
						44(1)	6	
BRUINSMA C, POLICY OFFICER	N	2,226	1,252	275	699	68.6	36(1)(a)	253
							36(1)(c)	152
							36(1)(e)	26
							36(1)(f)	48
							36(1)(g)	13
							43(1)	3
							44(1)	479
HEAL S, PRINCIPAL POLICY OFFICER	N	478	403	71	4	99.2	40(c)	4
							44(1)	68
P	288	288	0	0	100.0	43(1)	28	
O'CONNOR M, SENIOR POLICY OFFICER	N	81	81	0	0	100.0		
	P	74	54	0	20	73.0	44(1)	20
RAMSDEN K, PRINCIPAL POLICY OFFICER	N	5,361	3,908	48	1,405	73.8	44(1)	125
							43(1)	872
							45(1)(d)	470
							50(c)	2

**Appendix 1.7
Action taken on documents (State Government)**

PORTFOLIO/AGENCY

Officer/Designation

Applic. Type Personal / Non Personal	No. of Docs considered	Access in Full	Access in Part	Access Refused	% of Docs held Released in Full or Part	Provisions Invoked	No. of Times
--	---------------------------	-------------------	-------------------	-------------------	---	-----------------------	--------------

P	746	730	4	12	98.4	42(1)(h) 44(1)	14 2
---	-----	-----	---	----	------	-------------------	---------

AGENCY TOTAL	10,247	7,595	459	2,193	78.6		
---------------------	---------------	--------------	------------	--------------	-------------	--	--

HEALTH PRACTITIONER REGISTRATION BOARDS

POSNER J, FOI DECISION MAKER	N	1,037	647	70	320	69.1	44(1) 42(1)(a)	341 49
	P	4,495	2,935	164	1,396	68.9	42(1)(a) 42(1)(b) 42(1)(e) 43(1) 44(1) 44(3) 46(1)(a) 46(1)(b)	96 47 9 366 748 20 226 48

AGENCY TOTAL		5,532	3,582	234	1,716	69.0		
---------------------	--	--------------	--------------	------------	--------------	-------------	--	--

HEALTH RIGHTS COMMISSIONER

ABBOTS J, A/LEGAL SERVICES OFFICER	N	129	68	24	37	71.3	42(1)(a) 44(1)	30 17
	P	286	236	3	47	83.6	42(1)(a) 45(1)(c) 47(1)(a) 46(1)(b)	47 1 3 3
DUNN A, LEGAL SERVICES OFFICER	N	82	53	28	1	98.8	41(1) 42(1)(b) 42(1)(e)	6 2 6

**Appendix 1.7
Action taken on documents (State Government)**

PORTFOLIO/AGENCY

Officer/Designation

Applic. Type Personal / Non Personal	No. of Docs considered	Access in Full	Access in Part	Access Refused	% of Docs held Released in Full or Part	Provisions		
						Invoked	No. of Times	
						44(1)	14	
						45(1)(c)	2	
						46(1)(a)	2	
						46(1)(b)	2	
P	366	353	12	1	99.7	41(1)	4	
						42(1)(b)	2	
						42(1)(a)	10	
						46(1)(b)	10	
O'BRIEN V, LEGAL SERVICES OFFICER	N	435	145	178	112	74.3	40(a)	5
						40(b)	5	
						40(c)	2	
						40(d)	2	
						41(1)	15	
						42(1)(a)	104	
						42(1)(b)	101	
						44(1)	478	
						45(1)(c)	145	
						46(1)(a)	12	
						46(1)(b)	138	
	P	912	843	13	56	93.9	41(1)	4
						42(1)(b)	5	
						44(1)	57	
						45(1)(c)	7	
						46(1)(b)	53	
STAIB I, COMMISSIONER	N	8	0	0	8	0.0	44(1)	8
						46(1)(a)	8	
AGENCY TOTAL		2,218	1,698	258	262	88.2		

**Appendix 1.7
Action taken on documents (State Government)**

PORTFOLIO/AGENCY Officer/Designation	Applic. Type Personal / Non Personal	No. of Docs considered	Access in Full	Access in Part	Access Refused	% of Docs held Released in Full or Part	Provisions Invoked	No. of Times
PATIENT REVIEW TRIBUNAL								
BULLEY RJ, CHAIRPERSON, PRT SE REGION	N	50	0	0	50	0.0	44(1)	50
AGENCY TOTAL		50	0	0	50	0.0		
MENTAL HEALTH TRIBUNAL								
STANLEY A, LEGAL OFFICER	P	7	7	0	0	100.0		
AGENCY TOTAL		7	7	0	0	100.0		
QUEENSLAND NURSING COUNCIL								
FOX-YOUNG S, DIR NURSING PROGRAM	N	5	4	0	1	80.0	44(1)	1
	P	151	119	5	27	82.1	43(1)	26
							44(1)	4
							45(1)(a)	2
HARRISON L, NURSING OFFICER	N	29	21	8	0	100.0	44(1)	8
SHEPHERD J, NURSING OFFICER	N	1	1	0	0	100.0		
AGENCY TOTAL		186	145	13	28	84.9		
BAYSIDE HSD								
GARSDIE G, HEALTH INFORMATION MANAGER	N	420	70	7	343	18.3	22(a)	20
							44(1)	328
AGENCY TOTAL		420	70	7	343	18.3		

**Appendix 1.7
Action taken on documents (State Government)**

PORTFOLIO/AGENCY Officer/Designation	Applic. Type Personal / Non Personal	No. of Docs considered	Access in Full	Access in Part	Access Refused	% of Docs held Released in Full or Part	Provisions Invoked	No. of Times
BOWEN HSD								
GREEN R, FOI DECISION MAKER	N	8	8	0	0	100.0		
AGENCY TOTAL		8	8	0	0	100.0		
BUNDABERG HSD								
CHANDLER G, MGR HEALTH INFO SERVICES	N	661	586	0	75	88.7	44(1)	75
	P	3,654	3,283	352	19	99.5	42(1)(c)	251
							44(1)	13
							46(1)(b)	130
AGENCY TOTAL		4,315	3,869	352	94	97.8		
CAIRNS HSD								
WILSON L, SENIOR HIM	N	699	45	1	653	6.6	44(1)	653
	P	359	359	0	0	100.0		
AGENCY TOTAL		1,058	404	1	653	38.3		
CENTRAL HIGHLANDS HSD								
JOHNSON T, DIRECTOR CORP SERVICES	N	14	14	0	0	100.0		
	P	28	28	0	0	100.0		
AGENCY TOTAL		42	42	0	0	100.0		
CENTRAL WEST HSD								
ABBOTT R, SNR ADMIN OFFICER	N	14	10	0	4	71.4		

**Appendix 1.7
Action taken on documents (State Government)**

PORTFOLIO/AGENCY Officer/Designation	Applic. Type Personal / Non Personal	No. of Docs considered	Access in Full	Access in Part	Access Refused	% of Docs held Released in Full or Part	Provisions Invoked	No. of Times
	P	1	1	0	0	100.0		
AGENCY TOTAL		15	11	0	4	73.3		
CHARTERS TOWERS HSD								
GREEN R, FOI DECISION MAKER	N	13	13	0	0	100.0		
AGENCY TOTAL		13	13	0	0	100.0		
FRASER COAST HSD								
BROWN D, ADMIN OFF (EXEC SERVICES)	P	238	238	0	0	100.0		
LONG P, ADMIN OFF (EXEC SERVICES)	N	2,440	872	37	1,531	37.3	27(3)	1
							40(a)	82
							43(1)	72
							44(1)	1,472
							50(c)	9
	P	3,145	2,676	469	0	100.0	27(3)	5
							42(1)(c)	460
							44(1)	1
							46(1)(b)	4
AGENCY TOTAL		5,823	3,786	506	1,531	73.7		
GLADSTONE HSD								
KELLY A, HEALTH INFO MANAGER	P	311	104	4	203	34.7	44(1)	56
							44(3)	203
AGENCY TOTAL		311	104	4	203	34.7		

**Appendix 1.7
Action taken on documents (State Government)**

PORTFOLIO/AGENCY Officer/Designation	Applic. Type Personal / Non Personal	No. of Docs considered	Access in Full	Access in Part	Access Refused	% of Docs held Released in Full or Part	Provisions Invoked	No. of Times
GOLD COAST HSD								
GRAHAM N/HOLMAN J, DECISION MAKERS	N	6,950	4,777	201	1,972	71.6	22(d)	20
							42(1)(a)	217
							44(1)	1,918
	P	17,996	17,883	101	12	99.9	46(1)(b)	21
							44(1)	26
							44(3)	267
						46(1)(b)	44	
AGENCY TOTAL		24,946	22,660	302	1,984	92.0		
INNISFAIL HSD								
HEAL S, PRINCIPAL POLICY OFFICER	N	4	0	0	4	0.0	40(c)	4
WONG V, HEALTH INFO MANAGER	N	129	0	0	129	0.0	44(1)	129
	P	395	395	0	0	100.0		
AGENCY TOTAL		528	395	0	133	74.8		
LOGAN-BEAUDESERT HSD								
LEGGATE S, EXEC SERVICES	N	584	116	0	468	19.9	44(1)	466
							46(1)(a)	2
	P	2,004	1,985	17	2	99.9	44(1)	6
							46(1)(a)	13
AGENCY TOTAL		2,588	2,101	17	470	81.8		

**Appendix 1.7
Action taken on documents (State Government)**

PORTFOLIO/AGENCY Officer/Designation	Applic. Type Personal / Non Personal	No. of Docs considered	Access in Full	Access in Part	Access Refused	% of Docs held Released in Full or Part	Provisions Invoked	No. of Times
MACKAY HSD								
RYAN T, HEALTH INFO MANAGER	N	632	632	0	0	100.0		
	P	1,107	1,076	5	26	97.7	46(1)(b)	31
SPELMAN B, HEALTH INFO MANAGER	N	137	137	0	0	100.0		
	P	666	538	122	6	99.1	46(1)(b)	128
AGENCY TOTAL		2,542	2,383	127	32	98.7		
MORANBAH HSD								
RYAN T, HEALTH INFO MANAGER	N	57	57	0	0	100.0		
SPELMAN B, HEALTH INFO MANAGER	P	77	77	0	0	100.0		
AGENCY TOTAL		134	134	0	0	100.0		
MOUNT ISA HSD								
CROTHERS C, HEALTH INFO MANAGER	N	189	189	0	0	100.0		
	P	184	173	10	1	99.5	44(1)	11
SEVDEV S, A/DIR OF MEDICAL SERVICES	N	48	48	0	0	100.0		
AGENCY TOTAL		421	410	10	1	99.8		
NORTH BURNETT HSD								
SLACK K, DIR OF COMMUNITY HEALTH	N	7	7	0	0	100.0		
GATE B, QMC	P	24	19	5	0	100.0	44(1)	5

**Appendix 1.7
Action taken on documents (State Government)**

PORTFOLIO/AGENCY Officer/Designation	Applic. Type Personal / Non Personal	No. of Docs considered	Access in Full	Access in Part	Access Refused	% of Docs held Released in Full or Part	Provisions Invoked	No. of Times
							46(1)(a)	5
							46(1)(b)	5
AGENCY TOTAL		31	26	5	0	100.0		
NORTHERN DOWNS HSD								
COLLINS W, DIRECTOR OF NURSING	P	25	25	0	0	100.0		
ROBERS P, FOI DECISION MAKER	P	14	14	0	0	100.0		
AGENCY TOTAL		39	39	0	0	100.0		
PRINCE CHARLES HOSPITAL								
COUSAR A, DECISION MAKER	N	734	538	196	0	100.0	41(1)	67
							43(1)	104
							44(1)	1
	P	9,002	8,921	79	2	100.0	44(1)	8
							46(1)(b)	2
AGENCY TOTAL		9,736	9,459	275	2	100.0		
PRINCESS ALEXANDRA HOSPITAL								
POTTINGER D, A/MANAGER MEDICO-LEGAL UNIT	N	7,724	2,276	24	5,424	29.8	44(1)	5,041
	P	19,790	17,575	374	1,841	90.7	44(3)	1,296
							45(1)(b)	3
							46(1)(a)	21
							46(1)(b)	19
AGENCY TOTAL		27,514	19,851	398	7,265	73.6		

**Appendix 1.7
Action taken on documents (State Government)**

PORTFOLIO/AGENCY Officer/Designation	Applic. Type Personal / Non Personal	No. of Docs considered	Access in Full	Access in Part	Access Refused	% of Docs held Released in Full or Part	Provisions Invoked	No. of Times
QEII HOSPITAL								
BAZLEY P, CLIENT LIAISON COORDINATOR	N	482	333	102	47	90.2	44(1)	129
	P	1,745	1,744	0	1	99.9	40(c) 44(1)	31 1
POULS E, A/CLIENT LIAISON COORDINATOR	P	923	923	0	0	100.0		
AGENCY TOTAL		3,150	3,000	102	48	98.5		
REDCLIFFE-CABOOLTURE HSD								
MATTHEWS P, FOI DECISION MAKER	N	135	135	0	0	100.0		
	P	39	38	0	1	97.4	44(1)	1
MCDONALD B, FOI DECISION MAKER	N	1,880	1,816	54	10	99.5	44(1)	64
	P	357	319	25	13	96.4	44(1)	9
							44(3)	5
							46(1)(a) 46(1)(b)	24 24
SHIPSTONE J, DIRECTOR MEDICAL IMAGING	N	1,261	291	0	970	23.1	44(1)	970
AGENCY TOTAL		3,672	2,599	79	994	72.9		
ROCKHAMPTON HSD								
ATKINSON P, FOI COORDINATOR	N	874	845	29	0	100.0	44(1)	29
	P	4,901	4,760	130	11	99.8	21(1) 42(1)(e)	2

**Appendix 1.7
Action taken on documents (State Government)**

PORTFOLIO/AGENCY

Officer/Designation

Applic. Type Personal / Non Personal	No. of Docs considered	Access in Full	Access in Part	Access Refused	% of Docs held Released in Full or Part	Provisions Invoked	No. of Times
--	---------------------------	-------------------	-------------------	-------------------	---	-----------------------	--------------

						44(1)	119
						46(1)(b)	63

AGENCY TOTAL	5,775	5,605	159	11	99.8		
---------------------	--------------	--------------	------------	-----------	-------------	--	--

ROYAL BRISBANE HOSPITAL

EVANS W, REGIONAL DECISION MAKER	N	8,424	7,402	126	896	89.4	42(1)(b)	32
							44(1)	939
							46(1)(b)	7
							46(1)(a)	7
	P	50,455	48,644	1,727	84	99.8	42(1)(e)	5
							44(1)	275
							44(3)	1,539
							46(1)(a)	4

AGENCY TOTAL	58,879	56,046	1,853	980	98.3		
---------------------	---------------	---------------	--------------	------------	-------------	--	--

ROYAL CHILDREN'S HOSPITAL

EVANS W, REGIONAL DECISION MAKER	N	1,448	1,421	27	0	100.0	44(1)	27
	P	1,806	1,694	109	3	99.8	44(1)	97
							44(3)	12
							46(1)(a)	3

AGENCY TOTAL	3,254	3,115	136	3	99.9		
---------------------	--------------	--------------	------------	----------	-------------	--	--

ROYAL WOMEN'S HOSPITAL

EVANS W, REGIONAL DECISION MAKER	N	2	2	0	0	100.0		
----------------------------------	---	---	---	---	---	-------	--	--

**Appendix 1.7
Action taken on documents (State Government)**

PORTFOLIO/AGENCY Officer/Designation	Applic. Type Personal / Non Personal	No. of Docs considered	Access in Full	Access in Part	Access Refused	% of Docs held Released in Full or Part	Provisions Invoked	No. of Times
	P	3,039	2,874	165	0	100.0	44(1) 44(3)	3 162
AGENCY TOTAL		3,041	2,876	165	0	100.0		
SOUTH BURNETT HSD								
SMOOTHY J, HEALTH INFO MANAGER	N	28	8	4	16	42.9	44(1)	20
AGENCY TOTAL		28	8	4	16	42.9		
SUNSHINE COAST HSD								
JOHNSON C, EXECUTIVE OFFICER	N	2,203	771	599	833	62.2	43(1) 44(1) 45(1)(c)	305 760 44
	P	2,466	2,400	51	15	99.4	46(1)(a) 46(1)(b)	66 66
AGENCY TOTAL		4,669	3,171	650	848	81.8		
TABLELANDS HSD								
GODFREY S, DIRECTOR OF NURSING	N	38	0	0	38	0.0	44(1)	38
	P	468	467	1	0	100.0	44(1)	1
AGENCY TOTAL		506	467	1	38	92.5		
TOOWOOMBA HSD								
BAINES J, FOI DECISION MAKER	N	2,307	2,299	6	2	99.9	44(1)	8

**Appendix 1.7
Action taken on documents (State Government)**

PORTFOLIO/AGENCY Officer/Designation	Applic. Type Personal / Non Personal	No. of Docs considered	Access in Full	Access in Part	Access Refused	% of Docs held Released in Full or Part	Provisions Invoked	No. of Times
	P	14,165	12,086	484	1,595	88.7	41(1) 42(1)(a) 44(1) 46(1)(a)	3 1,517 542 18
AGENCY TOTAL		16,472	14,385	490	1,597	90.3		
TOWNSVILLE HSD								
GREEN R, FOI DECISION MAKER	N	966	927	1	38	96.1	44(1) 46(1)(a)	37 1
	P	100	100	0	0	100.0		
AGENCY TOTAL		1,066	1,027	1	38	96.4		
WEST MORETON HSD								
BENTLEY L, FOI DECISION MAKER	P	568	563	1	4	99.3	44(1)	5
PRIEST J, HEALTH INFO MANAGER	N	2,281	2,129	46	106	95.4	44(1)	47
	P	21,747	18,606	2,489	652	97.0	22(b) 22(c) 42(1)(c) 44(1) 46(1)(b)	79 20 1,437 579 240
AGENCY TOTAL		24,596	21,298	2,536	762	96.9		
PORTFOLIO TOTAL		223,832	192,389	9,144	22,299	90.0		

**Appendix 1.7
Action taken on documents (State Government)**

PORTFOLIO/AGENCY

Officer/Designation

Applic. Type Personal / Non Personal	No. of Docs considered	Access in Full	Access in Part	Access Refused	% of Docs held Released in Full or Part	Provisions Invoked	No. of Times
--	---------------------------	-------------------	-------------------	-------------------	---	-----------------------	--------------

INNOVATION, INFORMATION ECONOMY, RECREATION AND SPORT

DIIESRQ

O'BRYAN T, MANAGER, LARS	N	1,993	1,569	42	382	80.8	22(a)	7
							22(b)	8
							36(1)(a)	156
							36(1)(b)	113
							36(1)(c)	156
							36(1)(d)	156
							36(1)(e)	157
							37(1)(e)	6
							38(b)	7
							41(1)	112
							44(1)	19
							45(1)(c)	82
							46(1)(a)	48
							46(1)(b)	11

AGENCY TOTAL		1,993	1,569	42	382	80.8		
---------------------	--	--------------	--------------	-----------	------------	-------------	--	--

PORTFOLIO TOTAL		1,993	1,569	42	382	80.8		
------------------------	--	--------------	--------------	-----------	------------	-------------	--	--

INDUSTRIAL RELATIONS

DEPT OF INDUSTRIAL RELATIONS

CUMBERLAND G, PRINC POL OFFICER ADMIN LAW	N	8,110	6,761	876	473	94.2	36(1)(c)	1
							39(1)(a)	13
							41(1)	8
							42(1)(a)	15
							42(1)(b)	3
							43(1)	107
							44(1)	979

**Appendix 1.7
Action taken on documents (State Government)**

PORTFOLIO/AGENCY Officer/Designation	Applic. Type Personal / Non Personal	No. of Docs considered	Access in Full	Access in Part	Access Refused	% of Docs held Released in Full or Part	Provisions Invoked	No. of Times
							45(1)(b)	57
							46(1)(b)	146
	P	94	91	3	0	100.0	44(1)	3
WILLIAMS M, SNR POL OFFICER ADMIN LAW	N	13,364	11,606	1,039	719	94.6	36(1)(c)	26
							36(1)(e)	30
							37(1)(g)	2
							41(1)	3
							42(1)(a)	244
							42(1)(b)	6
							43(1)	198
							44(1)	1,131
							50(c)(i)	2
	P	31	30	1	0	100.0	45(1)(b)	1
DUCKWORTH M, SNR POL OFFICER ADMIN LAW	N	47,260	40,086	5,338	1,836	96.1	11A	1,172
							42(1)(a)	183
							42(1)(b)	68
							43(1)	502
							44(1)	5,931
							45(1)(b)	227
							45(1)(c)	4
	P	398	386	10	2	99.5	43(1)	2
							44(1)	10
AGENCY TOTAL		69,257	58,960	7,267	3,030	95.6		
QLEAVE								
MCKENNA K, FOI COORDINATOR	N	180	166	0	14	92.2	41(1)	6
							44(1)	7
							46(1)(b)	1
AGENCY TOTAL		180	166	0	14	92.2		

**Appendix 1.7
Action taken on documents (State Government)**

PORTFOLIO/AGENCY Officer/Designation	Applic. Type Personal / Non Personal	No. of Docs considered	Access in Full	Access in Part	Access Refused	% of Docs held Released in Full or Part	Provisions Invoked	No. of Times
WORK COVER QUEENSLAND								
HILLHOUSE A, FOI COODINATOR	N	4,432	4,030	100	302	93.2	43(1)	13
							44(1)	373
	P	2,129	1,828	1	300	85.9	45(1)(b)	2
							43(1)	301
SCHULTZ K, FOI COORDINATOR	N	21,895	19,811	1,850	234	98.9	44(1)	1,968
	P	361	332	24	5	98.6	44(1)	29
AGENCY TOTAL		28,817	26,001	1,975	841	97.1		
INDUSTRIAL REGISTRY								
PRIESTLY D, FOI CONTACT OFFICER	P	70	70	0	0	100.0		
AGENCY TOTAL		70	70	0	0	100.0		
PORTFOLIO TOTAL		98,324	85,197	9,242	3,885	96.0		
JUSTICE AND ATTORNEY-GENERAL								
DEPT OF JUSTICE & ATTORNEY-GENERAL								
JOHNSON K, MANAGER FOI	N	730	434	145	151	79.3	43(1)	180
							44(1)	239
	P	190	68	2	120	36.8	45(1)(c)	2
							37(1)(a)	2
							43(1)	120
LOVI B, MANAGER FOI	N	3,110	2,536	276	298	90.4	11(1)(e)	2
							11(1)(f)	1
							36(1)(a)	43

**Appendix 1.7
Action taken on documents (State Government)**

PORTFOLIO/AGENCY

Officer/Designation

Applic. Type Personal / Non Personal	No. of Docs considered	Access in Full	Access in Part	Access Refused	% of Docs held Released in Full or Part	Provisions	
						Invoked	No. of Times
						36(1)(b)	40
						36(1)(c)	42
						36(1)(e)	44
						42(1)(b)	1
						43(1)	81
						44(1)	475
						50(c)	15
P	1,480	1,153	202	125	91.6	11(1)(e)	3
						22(b)	2
						43(1)	137
						44(1)	184
						46(1)(a)	1
N	738	216	20	502	32.0	11(1)(e)	1
						11(1)(f)	1
						36(1)(a)	100
						36(1)(c)	70
						36(1)(e)	40
						43(1)	98
						44(1)	273
P	122	122	0	0	100.0		
N	129	124	4	1	99.2	22(b)	2
						44(1)	4
P	248	119	38	91	63.3	11(1)(e)	1
						11(1)(f)	1
						22(b)	40
						43(1)	19
						44(1)	69
N	21	12	5	4	81.0	36(1)(e)	1
						44(1)	9

BARRATT L, PROJECT OFFICER (FOI)

MCCARTHY R, PROJECT OFFICER (FOI)

MCCARTHY R, A/MANAGER FOI

**Appendix 1.7
Action taken on documents (State Government)**

PORTFOLIO/AGENCY

Officer/Designation

Applic. Type Personal / Non Personal	No. of Docs considered	Access in Full	Access in Part	Access Refused	% of Docs held Released in Full or Part	Provisions Invoked	No. of Times
--	---------------------------	-------------------	-------------------	-------------------	---	-----------------------	--------------

P	567	129	190	248	56.3	22(b) 43(1) 44(1)	24 128 291
---	-----	-----	-----	-----	------	-------------------------	------------------

AGENCY TOTAL	7,335	4,913	882	1,540	79.0		
---------------------	--------------	--------------	------------	--------------	-------------	--	--

PUBLIC TRUST OFFICE

DICKSON G, FOI COORDINATOR

N	1,511	278	251	982	35.0	43(1) 44(1) 43(1)	991 49 88
P	4,046	3,788	72	186	95.4	46(6) 44(1) 43(1) 42(1)(h)	10 66 186 1

AGENCY TOTAL	5,557	4,066	323	1,168	79.0		
---------------------	--------------	--------------	------------	--------------	-------------	--	--

LEGAL AID QUEENSLAND

MOSS M, FOI COORDINATOR

N	236	230	6	0	100.0		
P	11,515	10,794	185	536	95.3	11(1)(a) 22(a) 42(1)(b) 44(1) 46(1)(a) 46(1)(b) 50(a)	16 316 2 385 1 2 40

AGENCY TOTAL	11,751	11,024	191	536	95.4		
---------------------	---------------	---------------	------------	------------	-------------	--	--

**Appendix 1.7
Action taken on documents (State Government)**

PORTFOLIO/AGENCY Officer/Designation	Applic. Type Personal / Non Personal	No. of Docs considered	Access in Full	Access in Part	Access Refused	% of Docs held Released in Full or Part	Provisions Invoked	No. of Times
ELECTORAL COMMISSION QUEENSLAND								
WOOD R, ASSISTANT MANAGER (ELECTIONS)	N	126	42	0	84	33.3	44(1)	84
AGENCY TOTAL		126	42	0	84	33.3		
GUARDIANSHIP & ADMINISTRATION TRIBUNAL								
LYONS A, FOI COORDINATOR	N	14	0	0	14	0.0	44(1) 11(1)(e)(i) &(ii)	13 1
AGENCY TOTAL		14	0	0	14	0.0		
ANTI-DISCRIMINATION COMMISSION QLD								
KUSKOPF W, FOI OFFICER	P	58	33	0	25	56.9	42(1)(a) 42(1)(e) 46(1)(b)	25 25 25
COCHRAN R, FOI OFFICER	P	6	6	0	0	100.0		
BOOTH S, DEPUTY COMMISSIONER	N	7	0	0	7	0.0	42(1)(a) 42(1)(e) 46(1)(b)	7 7 7
ANDERSON A, FOI OFFICER	N	14	14	0	0	100.0		
AGENCY TOTAL		85	53	0	32	62.4		
PORTFOLIO TOTAL		24,868	20,098	1,396	3,374	86.4		

**Appendix 1.7
Action taken on documents (State Government)**

PORTFOLIO/AGENCY

Officer/Designation

Applic. Type Personal / Non Personal	No. of Docs considered	Access in Full	Access in Part	Access Refused	% of Docs held Released in Full or Part	Provisions Invoked	No. of Times
--	---------------------------	-------------------	-------------------	-------------------	---	-----------------------	--------------

LOCAL GOVERNMENT AND PLANNING

DEPARTMENT OF LOCAL GOVT & PLANNING

TUMATH V, MANAGER ARU	N	12,939	7,042	70	5,827	55.0	36(1)(a)	5,762
							36(1)(b)	46
							36(1)(e)	46
							41(1)	65
							43(1)	19
							45(1)(b)	65
							49	65

AGENCY TOTAL		12,939	7,042	70	5,827	55.0		
---------------------	--	---------------	--------------	-----------	--------------	-------------	--	--

PORTFOLIO TOTAL		12,939	7,042	70	5,827	55.0		
------------------------	--	---------------	--------------	-----------	--------------	-------------	--	--

NATURAL RESOURCES AND MINES

DEPT OF NATURAL RESOURCES AND MINES

HEATHER M, A/MANAGER ADMIN REVIEW	N	2,611	1,905	18	688	73.6	22(a)	107
							42(1)(c)	8
							43(1)	573
							44(1)	11
TURNER PR, A/MANAGER ADMIN REVIEW	N	10,212	9,924	209	79	99.2	22(a)	341
							36(1)(e)	2
							43(1)	56
							44(1)	6
							45(1)(a)	16
ZUBRINICH R, MANAGER ADMIN REVIEW	N	108,271	97,022	3,492	7,757	92.8	11(1)(a)	16
							22(a)	3,669
							22(b)	99
							36(1)(a)	157

**Appendix 1.7
Action taken on documents (State Government)**

PORTFOLIO/AGENCY

Officer/Designation

Applic. Type Personal / Non Personal	No. of Docs considered	Access in Full	Access in Part	Access Refused	% of Docs held Released in Full or Part	Provisions Invoked	No. of Times	
						36(1)(b)	416	
						36(1)(c)	528	
						36(1)(d)	68	
						36(1)(e)	84	
						36(1)(f)	102	
						36(1)(g)	148	
						37(1)(a)	11	
						37(1)(b)	30	
						37(1)(c)	8	
						37(1)(d)	1	
						37(1)(f)	32	
						37(1)(g)	11	
						42(1)(a)	1,300	
						43(1)	1,322	
						44(1)	1,382	
						45(1)(b)	508	
						45(1)(c)	865	
						46(1)(a)	918	
						46(1)(b)	52	
						50(c)	30	
AGENCY TOTAL	121,094	108,851	3,719	8,524	93.0			
VALUERS REGISTRATION BOARD								
FRENCH J, SECRETARY	N	960	534	371	55	94.3	43(1)	55
							44(1)	371
AGENCY TOTAL	960	534	371	55	94.3			

**Appendix 1.7
Action taken on documents (State Government)**

PORTFOLIO/AGENCY Officer/Designation	Applic. Type Personal / Non Personal	No. of Docs considered	Access in Full	Access in Part	Access Refused	% of Docs held Released in Full or Part	Provisions Invoked	No. of Times
SOUTH BURDEKIN WATER BOARD								
LOWIS W, MANAGER	N	3	3	0	0	100.0		
AGENCY TOTAL		3	3	0	0	100.0		
PORTFOLIO TOTAL		122,057	109,388	4,090	8,579	93.0		
POLICE								
QUEENSLAND POLICE SERVICE								
ATKINSON R, COMMISSIONER	N	115	0	0	115	0.0	36(1)(a)	115
CHAPMAN G F, SENIOR SERGEANT	P	200	200	0	0	100.0		
DOYLE J B, SUPERINTENDENT	N	704	610	28	66	90.6	22(a) 38(a) 44(1)	1 30 27
	P	104	60	21	23	77.9	42(1)(b) 44(1) 46(1)(a)	7 31 3
GOULD T R, SENIOR SERGEANT	N	6,195	5,171	731	293	95.3	22(b) 28(2) 42(1)(a) 44(1)	41 2 88 906
	P	4,307	1,362	474	2,471	42.6	46(1)(a) 42(1)(a) 44(1)	4 78 2801

**Appendix 1.7
Action taken on documents (State Government)**

PORTFOLIO/AGENCY

Officer/Designation

Applic. Type Personal / Non Personal	No. of Docs considered	Access in Full	Access in Part	Access Refused	% of Docs held Released in Full or Part	Provisions Invoked	No. of Times	
JOHNSON K J, SNR ADMIN OFFICER	N	2,627	2,134	365	128	95.1	42(1)(a)	88
							42(1)(d)	7
							44(1)	381
	P	2,327	1,847	395	85	96.3	46(1)(a)	2
							22(a)	1
							42(1)(a)	191
							42(1)(b)	7
44(1)	458							
NARMO A, SNR ADMIN OFFICER	N	1,771	1,205	306	260	85.3	40(c)	226
							42(1)(d)	4
							44(1)	310
	P	1,226	912	262	52	95.8	22(b)	18
44(1)	278							
TRAPPETT S A, INSPECTOR	N	18,540	12,968	3,004	2,568	86.1	22(b)	36
							36(1)(a)	136
							37(1)(a)	3
							38(a)	4
							38(b)	52
							40(c)	117
							40(d)	26
							41(1)	71
							42(1)(a)	293
							42(1)(b)	13
							42(1)(c)	4
							42(1)(d)	7
							42(1)(e)	1,134
							42(1)(f)	21
42(1)(g)	1							
42(1)(h)	51							
43(1)	15							
44(1)	2,523							

**Appendix 1.7
Action taken on documents (State Government)**

PORTFOLIO/AGENCY

Officer/Designation

Applic. Type Personal / Non Personal	No. of Docs considered	Access in Full	Access in Part	Access Refused	% of Docs held Released in Full or Part	Provisions Invoked	No. of Times
						44(3)	499
						45(1)(a)	116
						46(1)(a)	52
						46(1)(b)	3
						48(1)	98
						50(a)	335
P	6,760	4,674	1,297	789	88.3	22(a)	5
						22(b)	43
						40(c)	15
						42(1)(a)	102
						42(1)(b)	9
						42(1)(d)	4
						42(1)(e)	2
						42(1)(g)	1
						43(1)	85
						44(1)	1,710
						44(3)	4
						46(1)(a)	1
						48(1)	5

AGENCY TOTAL	44,876	31,143	6,883	6,850	84.7		
---------------------	---------------	---------------	--------------	--------------	-------------	--	--

PORTFOLIO TOTAL	44,876	31,143	6,883	6,850	84.7		
------------------------	---------------	---------------	--------------	--------------	-------------	--	--

PREMIER AND CABINET

OFFICE OF THE PREMIER

MCGREEVY D, DEPUTY CHIEF OF STAFF	N	18	15	0	3	83.3	44(1)	3
	P	4	1	3	0	100.0	43(1)	3

AGENCY TOTAL	22	16	3	3	86.4		
---------------------	-----------	-----------	----------	----------	-------------	--	--

**Appendix 1.7
Action taken on documents (State Government)**

PORTFOLIO/AGENCY Officer/Designation	Applic. Type Personal / Non Personal	No. of Docs considered	Access in Full	Access in Part	Access Refused	% of Docs held Released in Full or Part	Provisions Invoked	No. of Times
DEPARTMENT OF THE PREMIER AND CABINET								
BARTHOLOMEW L, A/COORDINATOR FOI & JR	N	300	72	3	225	25.0	36(1)(a)	98
							36(1)(c)	25
							36(1)(d)	3
							36(1)(e)	82
							36(1)(f)	68
							44(1)	2
							45(1)(b)	6
							46(1)(b)	15
							50(a)	18
DUCKWORTH M, A/COORDINATOR FOI & JR	N	2,008	1,618	41	349	82.6	36(1)(a)	92
							36(1)(b)	86
							36(1)(c)	36
							36(1)(d)	79
							36(1)(e)	134
							36(1)(f)	4
							43	11
							44(1)	25
							45(1)(b)	4
							50(c)	19
LLOYD J, COORDINATOR FOI & JR	N	3,095	2,080	381	634	79.5	36(1)(a)	511
							36(1)(b)	2
							36(1)(c)	73
							36(1)(d)	1
							36(1)(e)	616
							44(1)	332
							45(1)(c)	42
							48	4
							40(c)	5
							44(1)	4
							P	113

**Appendix 1.7
Action taken on documents (State Government)**

PORTFOLIO/AGENCY Officer/Designation	Applic. Type Personal / Non Personal	No. of Docs considered	Access in Full	Access in Part	Access Refused	% of Docs held Released in Full or Part	Provisions Invoked	No. of Times
CONWAY C, COORDINATOR FOI & JR	N	1,519	1,234	267	18	98.8	36(1)(a) 36(1)(e) 41(1) 42(1)(a) 42(1)(h) 43(1) 44(1) 45(1)(c)	4 20 14 1 4 5 214 27
AGENCY TOTAL		7,035	5,108	701	1,226	82.6		
COMMISSION FOR CHILDREN & YOUNG PEOPLE								
MANDLA K, PRINCIPAL POLICY OFFICER	P	95	95	0	0	100.0		
AGENCY TOTAL		95	95	0	0	100.0		
SOUTH BANK CORPORATION								
GILL G, CHIEF FINANCIAL OFFICER	P	14	12	0	2	85.7	43(1)	2
HARVEY G, CHIEF FINANCIAL OFFICER	N	51	18	16	17	66.7	40(a) 41(1) 43(1) 44(1) 45(1)(a) 46(1)(a)	16 17 1 1 10 20
AGENCY TOTAL		65	30	16	19	70.8		
QUEENSLAND OMBUDSMAN								
WOODBURY G, A/SNR INVESTIGATOR	N	7	2	0	5	28.6	39(1)(a) 40(a)	5 5

**Appendix 1.7
Action taken on documents (State Government)**

PORTFOLIO/AGENCY

Officer/Designation

	Applic. Type Personal / Non Personal	No. of Docs considered	Access in Full	Access in Part	Access Refused	% of Docs held Released in Full or Part	Provisions Invoked	No. of Times
	P	641	640	1	0	100.0	42(1)(b)	1
MILL A, INVESTIGATOR	N	11	11	0	0	100.0		
	P	591	478	33	80	86.5	44(1) 32 43(1) 49	112 1 1 1
JOHNSON T, INVESTIGATOR	P	8	4	4	0		41(1)	4
AGENCY TOTAL		1,258	1,135	38	85	93.2		
PORTFOLIO TOTAL		8,475	6,384	758	1,333	84.3		

PRIMARY INDUSTRIES

MINISTER FOR PRIMARY INDUSTRIES

TANDY M	N	35	34	1	0	100.0	46(1)(a)	1
AGENCY TOTAL		35	34	1	0	100.0		

DEPARTMENT OF PRIMARY INDUSTRIES

MAYNE B, ADMIN REVIEW COORDINATOR	N	1,542	1,289	98	155	89.9	21 41(1) 43(1) 44(1) 44(3) 45(1)(b)	1 27 250 159 5 8
	P	422	403	19	0	100.0	27(3)	19

**Appendix 1.7
Action taken on documents (State Government)**

PORTFOLIO/AGENCY Officer/Designation	Applic. Type Personal / Non Personal	No. of Docs considered	Access in Full	Access in Part	Access Refused	% of Docs held Released in Full or Part	Provisions Invoked	No. of Times
MERKOURIOU E, SNR REVIEW OFFICER	N	22,292	21,667	208	417	98.1	21	1
							42(1)(b)	6
							43(1)	376
							44(1)	214
							45(1)(c)	42
							46(1)(b)	3
P	352	349	1	2	99.4	43(1)	2	
HOLZ K, ADMIN REVIEW COORDINATOR	N	1,114	1,038	3	73	93.4	31	73
							36(1)(c)	125
							41(1)	4
							44(1)	3
O'BRIEN N, ADMIN REVIEW COORDINATOR	N	96	96	0	0	100.0		
SMITH N, REVIEW OFFICER	N	30	30	0	0	100.0		
AGENCY TOTAL		25,848	24,872	329	647	97.5		
AGRI CHEM DISTRIBUTION CONTROL BOARD								
PRIESTLY K W, SECRETARY	N	143	143	0	0	100.0		
AGENCY TOTAL		143	143	0	0	100.0		
SAFE FOOD								
STICKENS J, FOI CONTACT OFFICER	P	1	0	1	0	100.0		
AGENCY TOTAL		1	0	1	0	100.0		

**Appendix 1.7
Action taken on documents (State Government)**

PORTFOLIO/AGENCY

Officer/Designation

Applic. Type Personal / Non Personal	No. of Docs considered	Access in Full	Access in Part	Access Refused	% of Docs held Released in Full or Part	Provisions Invoked	No. of Times
--	---------------------------	-------------------	-------------------	-------------------	---	-----------------------	--------------

QLD DAIRY AUTHORITY

NIELSEN A, ADMIN OFFICER

P	15	15	0	0	100.0		
---	----	----	---	---	-------	--	--

AGENCY TOTAL	15	15	0	0	100.0		
---------------------	-----------	-----------	----------	----------	--------------	--	--

PORTFOLIO TOTAL	26,042	25,064	331	647	97.5		
------------------------	---------------	---------------	------------	------------	-------------	--	--

PUBLIC WORKS AND HOUSING

DEPARTMENT OF PUBLIC WORKS

CABANIUK P, FOI COORDINATOR

N	2,737	1,658	10	1,069	60.9	21	4
						36(1)(c)	73
						40(a)	10
						40(b)	42
						41(1)	121
						42(1)(a)	11
						42(1)(g)	2
						43(1)	476
						44(1)	22
						45(1)(b)	795
						45(1)(c)	832
						46(1)(a)	446
						46(1)(b)	1
						49	35
P	443	364	51	28	93.7	40(a)	71
						40(b)	34
						40(c)	71
						44(1)	8

AGENCY TOTAL	3,180	2,022	61	1,097	65.5		
---------------------	--------------	--------------	-----------	--------------	-------------	--	--

**Appendix 1.7
Action taken on documents (State Government)**

PORTFOLIO/AGENCY Officer/Designation	Applic. Type Personal / Non Personal	No. of Docs considered	Access in Full	Access in Part	Access Refused	% of Docs held Released in Full or Part	Provisions Invoked	No. of Times
BOARD OF ARCHITECTS								
DOUGLAS L, REGISTRAR	P	95	95	0	0	100.0		
AGENCY TOTAL		95	95	0	0	100.0		
BOARD OF PROFESSIONAL ENGINEERS								
WARD D, REGISTRAR	N	368	343	0	25	93.2	46(1)(b)	25
AGENCY TOTAL		368	343	0	25	93.2		
DEPARTMENT OF HOUSING								
CABANIUK P, FOI COORDINATOR	N	273	161	89	23	91.6	44(1) 43(1) 45(1)(c) 46(1)(b)	46 2 77 4
	P	2,115	1,692	65	358	83.1	21 41(1) 42(1)(b) 44(1) 45(3) 45(1)(c) 46(1)(a) 46(1)(b)	1 17 2 119 4 5 160 240
AGENCY TOTAL		2,388	1,853	154	381	84.0		
RESIDENTIAL TENANCIES AUTHORITY								
DOUMANY N, MANAGER	P	252	206	37	9	96.4	46(1)(a)	4

**Appendix 1.7
Action taken on documents (State Government)**

PORTFOLIO/AGENCY Officer/Designation	Applic. Type Personal / Non Personal	No. of Docs considered	Access in Full	Access in Part	Access Refused	% of Docs held Released in Full or Part	Provisions Invoked	No. of Times
							46(1)(b)	9
AGENCY TOTAL		252	206	37	9	96.4		
QUEENSLAND BUILDING SERVICES AUTHORITY								
POTTS R, A/GENERAL MANAGER	P	282	275	5	2	99.3	44(1) 45(1)(c) 46(1)(a)	3 1 3
	N	23,774	21,060	539	2,175	90.9	42(1)(b) 43(1) 44(1) 45(1)(a) 45(1)(c) 46(1)(a)	209 750 827 11 856 61
HAYES L, EXEC MANAGER, CORP SERV	N	10,727	6,992	3,135	600	94.4	44(1) 45(1)(b) 45(1)(c) 46(1)(a) 43(1) 41(1)	3,082 11 27 12 598 5
	P	31	0	0	31	0.0	42(1)(a)	31
WRIGHT C, A/ASSISTANT GENERAL MANGER	N	473	447	20	6	98.7	44(1) 45(1)(a) 45(1)(c) 46(1)(a)	18 1 4 3
WILKES R, A/ASSISTANT GENERAL MANAGER	N	194	193	0	1	99.5	46(1)(a)	1
WILKES R, MANAGER ADMINISTRATION	N	410	410	0	0	100.0		

**Appendix 1.7
Action taken on documents (State Government)**

PORTFOLIO/AGENCY Officer/Designation	Applic. Type Personal / Non Personal	No. of Docs considered	Access in Full	Access in Part	Access Refused	% of Docs held Released in Full or Part	Provisions Invoked	No. of Times
BROWN J, A/ASSISTANT MANGER	N	610	494	45	71	88.4	41(1) 45(1)(a) 43(1) 22(b) 44(1)	34 14 1 6 61
LARSEN C, A/MANAGER ADMINISTRATION	N	4	4	0	0	100.0		
AGENCY TOTAL		36,505	29,875	3,744	2,886	92.1		
PORTFOLIO TOTAL		42,788	34,394	3,996	4,398	89.7		
STATE DEVELOPMENT								
MINISTER FOR STATE DEVELOPMENT								
DUCKWORTH M, ADMIN LAW COORDINATOR	N	3	3	0	0	100.0		
BALL P, POLICY ADVISOR	N	0	0	0	0	0.0	28(3)	1
AGENCY TOTAL		3	3	0	0	100.0		
DEPARTMENT OF STATE DEVELOPMENT								
DUCKWORTH M, ADMIN LAW COORDINATOR	N	686	643	25	18	97.4	36(1)(e) 43(1)	17 26
LINKLATER B, A/ADMIN LAW CONORDINATOR	N	2,281	1,438	418	425	81.4	36(1)(a) 36(1)(e) 37(1)(a) 37(1)(b) 43(1) 44(1)	5 8 51 2 108 53

**Appendix 1.7
Action taken on documents (State Government)**

PORTFOLIO/AGENCY

Officer/Designation

Applic. Type Personal / Non Personal	No. of Docs considered	Access in Full	Access in Part	Access Refused	% of Docs held Released in Full or Part	Provisions Invoked	No. of Times	
						45(1)(b)	550	
						45(1)(c)	7	
						46(1)(b)	23	
						50(a)	40	
						50(c)	16	
POTTER R, EXECUTIVE COORDINATOR	N	346	283	31	32	90.8	45(1)(c)	58
							49(1)	4
							50(c)	2
YOUNG V, A/ADMIN LAW COORDINATOR	N	1,045	770	70	205	80.4	28(2)	2
							36(1)(a)	14
							36(1)(e)	3
							37(1)(e)	53
							38(a)	14
							41(1)	5
							43(1)	1
							44(1)	7
							45(1)(b)	7
							45(1)(c)	16
							46(1)(a)	5
							46(1)(b)	7
							50(a)	4
							50(c)	77

AGENCY TOTAL		4,358	3,134	544	680	84.4		
---------------------	--	--------------	--------------	------------	------------	-------------	--	--

PORTFOLIO TOTAL		4,361	3,137	544	680	84.4		
------------------------	--	--------------	--------------	------------	------------	-------------	--	--

TOURISM, RACING & FAIR TRADING

DEPT OF TOURISM, RACING & FAIR TRADING

MISKINIS R, ADMIN LAW OFFICER	N	4,481	3,515	813	153	96.6	42(1)(d)	44
							43(1)	128
							44(1)	794

**Appendix 1.7
Action taken on documents (State Government)**

PORTFOLIO/AGENCY

Officer/Designation

Officer/Designation	Applic. Type	No. of Docs considered	Access in Full	Access in Part	Access Refused	% of Docs held Released in Full or Part	Provisions	
	Personal / Non Personal						Invoked	No. of Times
FELSMAN K, A/ADMIN LAW OFFICER	P	49	49	0	0	100.0		
	N	94	81	9	4	95.7	42(1)(b)	7
							44(1)	11
							46(1)(b)	4
TOOHEY S, A/ADMIN LAW OFFICER	P	550	527	18	5	99.1	22(a)	4
							44(1)	28
	N	20	10	8	2	90.0	44(1)	10
MOAR P, ADMIN LAW OFFICER	N	3,552	2,737	234	581	83.6	22(a)	4
							27(4)	2
							41(1)	427
							42(1)(a)	1
							42(1)(b)	11
							42(1)(e)	40
							43(1)	90
							44(1)	243
							45(1)(b)	388
							45(1)(c)	9
P	381	372	9	0	100.0	46(1)(b)	4	
						44(1)	9	
AGENCY TOTAL		9,127	7,291	1,091	745	91.8		
TOURISM QUEENSLAND								
TRAFFORD- WALKER L, LEGAL ADVISOR	N	6	0	5	1	83.3	41(1)	6
							45(1)(b)	6
							45(3)	5
AGENCY TOTAL		6	0	5	1	83.3		

**Appendix 1.7
Action taken on documents (State Government)**

PORTFOLIO/AGENCY Officer/Designation	Applic. Type Personal / Non Personal	No. of Docs considered	Access in Full	Access in Part	Access Refused	% of Docs held Released in Full or Part	Provisions Invoked	No. of Times
QUEENSLAND BUILDING TRIBUNAL								
MACKENZIE C, PRINCIPAL OFFICER INFO MGMT	N	3	3	0	0	100.0		
AGENCY TOTAL		3	3	0	0	100.0		
QUEENSLAND HARNESS RACING BOARD								
TEARE V, FOI COORDINATOR	N	6	4	0	2	66.7	44(1)	2
AGENCY TOTAL		6	4	0	2	66.7		
QUEENSLAND PRINCIPAL CLUB								
MARTIN K, LEGAL ADVISER	N	3	1	0	2	33.3	41(1) 42(1)(a) 43(1)	2 2 2
AGENCY TOTAL		3	1	0	2	33.3		
QUEENSLAND THOROUGHBRED RACING BOARD								
PEARSON M, LEGAL ADVISER	N	6	6	0	0	100.0		
AGENCY TOTAL		6	6	0	0	100.0		
PORTFOLIO TOTAL		9,151	7,305	1,096	750	91.8		
TRANSPORT AND MAIN ROADS								
DEPARTMENT OF TRANSPORT								
HEALEY G, MANAGER (ADMIN LAW)	N	48	48	0	0	100.0		

**Appendix 1.7
Action taken on documents (State Government)**

PORTFOLIO/AGENCY Officer/Designation	Applic. Type Personal / Non Personal	No. of Docs considered	Access in Full	Access in Part	Access Refused	% of Docs held Released in Full or Part	Provisions Invoked	No. of Times
CAMERON J, ADMIN LAW COORDINATOR	N	1,658	1,267	306	85	94.9	27(3)	3
							31	19
							41(1)	3
							43(1)	26
							44(1)	241
MCCUSKER J, SNR ADVISOR (ADMIN LAW)	N	46	20	2	24	47.8	42(1)(a)	1
							43(1)	8
MCCUSKER J, ADMIN LAW COORDINATOR	N	150	131	3	16	89.3	44(1)	2
							45(1)(c)	17
BERMINGHAM L, ADMIN LAW COORDINATOR	N	951	901	17	33	96.5	37(1)(a)	7
							37(1)(b)	4
							37(1)(f)	10
							38(a)	10
							43(1)	4
44(1)	17							
BERMINGHAM L, SNR ADVISOR (ADMIN LAW)	N	4,572	3,993	172	407	91.1	37(1)(b)	5
							37(1)(c)	10
							41(1)	78
							42(1)(a)	135
							42(1)(d)	40
							43(1)	187
							44(1)	167
							45(1)(b)	31
							45(1)(c)	8
50(c)	4							

**Appendix 1.7
Action taken on documents (State Government)**

PORTFOLIO/AGENCY Officer/Designation	Applic. Type Personal / Non Personal	No. of Docs considered	Access in Full	Access in Part	Access Refused	% of Docs held Released in Full or Part	Provisions Invoked	No. of Times
HALL N, SNR ADVISOR (ADMIN LAW)	N	1,355	1,123	68	164	87.9	36(1)(c)	22
							37(1)(a)	6
							43(1)	4
							44(1)	54
							45(1)(c)	120
							50(c)	17
HALL N, SNR ADVISOR (ADMIN LAW)	P	1	1	0	0	100.0		
HALL N, MANAGER (ADMIN LAW)	N	6,288	4,088	208	1,992	68.3	36(1)(a)	1,096
							36(1)(c)	156
							36(1)(e)	10
							36(1)(f)	95
							36(1)(g)	1
							41(1)	295
							42(1)(b)	31
							43(1)	20
							44(1)	106
							45(1)(c)	182
							46(1)(a)	26
							46(1)(b)	11
							50(c)	61
							46(1)(b)	11
SKRBIC N, ADMIN LAW COORDINATOR	N	1,008	673	68	267	73.5	43(1)	274
							44(1)	58
DANDO R, ADMIN LAW COORDINATOR	N	455	396	46	13	97.1	44(1)	59
AGENCY TOTAL		16,556	12,654	890	3,012	81.8		

**Appendix 1.7
Action taken on documents (State Government)**

PORTFOLIO/AGENCY Officer/Designation	Applic. Type Personal / Non Personal	No. of Docs considered	Access in Full	Access in Part	Access Refused	% of Docs held Released in Full or Part	Provisions Invoked	No. of Times
QUEENSLAND RAIL								
MCCARTHY T, ADMIN MANAGER	N	9	3	0	6	33.3		
	P	18	11	1	6	66.7		
SCHOORL N, FOI COORDINATOR	N	28	6	12	10	64.3	45(1)(b)	125
	P	35	12	18	5	85.7	44(1)	8
							45(1)(b)	1
SCHOORL N, A/FOI COORDINATOR	N	2	0	2	0	100.0		
	P	9	0	9	0	100.0	44(1)	15
WOODHOUSE A, FOI COORDINATOR	P	1	0	0	1	0.0		
AGENCY TOTAL		102	32	42	28	72.5		
DEPARTMENT OF MAIN ROADS								
CAMERON J M, ADMIN LAW COORDINATOR	N	3,580	2,549	59	972	72.8	28(3)	24
							43(1)	683
							44(1)	21
							45(1)(c)	36
MCCUSKER J, SNR ADVISOR (ADMIN LAW)	N	14	14	0	0	100.0		
MCCUSKER J, ADMIN LAW COORDINATOR	N	2,156	1,777	2	377	82.5	43(1)	377
							45(1)(c)	2
BERMINGHAM L, ADMIN LAW COORDINATOR	N	2,776	1,912	79	785	71.7	36(1)(b)	475
							37(1)(c)	5
							43(1)	203
							44(1)	2

**Appendix 1.7
Action taken on documents (State Government)**

PORTFOLIO/AGENCY Officer/Designation	Applic. Type Personal / Non Personal	No. of Docs considered	Access in Full	Access in Part	Access Refused	% of Docs held Released in Full or Part	Provisions Invoked	No. of Times
							45(1)(c)	142
							50(c)	37
BERMNGHAM L, SNR ADVISOR (ADMIN LAW)	N	11,203	10,296	300	607	94.6	43(1)	675
							44(1)	70
							45(1)(c)	160
							50(c)	3
HALL N, SNR ADVISOR (ADMIN LAW)	N	488	444	44	0	100.0	44(1)	22
							45(1)(c)	27
HALL N, MANAGER (ADMIN LAW)	N	1,127	1,021	58	48	95.7	41(1)	42
							43(1)	6
							44(1)	23
							45(1)(c)	30
SKRBIC N, ADMIN LAW COORDINATOR	N	625	548	77	0	100.0	44(1)	27
							45(1)(c)	50
DANDO R C, ADMIN LAW COORDINATOR	N	222	218	4	0	100.0	45(1)(c)	4
AGENCY TOTAL		22,191	18,779	623	2,789	87.4		
TOWNSVILLE PORT AUTHORITY								
KING R, CORP SERV OFFICER	N	110	110	0	0	100.0		
AGENCY TOTAL		110	110	0	0	100.0		

**Appendix 1.7
Action taken on documents (State Government)**

PORTFOLIO/AGENCY

Officer/Designation

Applic. Type Personal / Non Personal	No. of Docs considered	Access in Full	Access in Part	Access Refused	% of Docs held Released in Full or Part	Provisions Invoked	No. of Times
--	---------------------------	-------------------	-------------------	-------------------	---	-----------------------	--------------

PORT OF BRISBANE CORPORATION

EDIE B, FOI & JR COORDINATOR

N	6	6	0	0	100.0		
---	---	---	---	---	-------	--	--

AGENCY TOTAL

	6	6	0	0	100.0		
--	----------	----------	----------	----------	--------------	--	--

PORTFOLIO TOTAL

	38,965	31,581	1,555	5,829	85.0		
--	---------------	---------------	--------------	--------------	-------------	--	--

TREASURY

TREASURER

NOON A, MINISTERIAL ADVISOR

N	11	1	8	2	81.8	36(1)(a) 45(1)(c)	2 8
---	----	---	---	---	------	----------------------	--------

AGENCY TOTAL

	11	1	8	2	81.8		
--	-----------	----------	----------	----------	-------------	--	--

DEPARTMENT OF THE TREASURY

MORRIS F, SNR POLICY OFFICER

N	2	2	0	0	100.0		
P	979	852	10	117	88.0	40(a) 41 42(1)(a) 43 44(1)	10 2 92 20 3

SMITH F, FOI COORDINATOR

N	721	637	37	47	93.5	41 43 44(1) 45(1)(b) 45(1)(c) 46(1)(b)	40 12 15 1 16 2
---	-----	-----	----	----	------	---	--------------------------------

**Appendix 1.7
Action taken on documents (State Government)**

PORTFOLIO/AGENCY

Officer/Designation

Applic. Type Personal / Non Personal	No. of Docs considered	Access in Full	Access in Part	Access Refused	% of Docs held Released in Full or Part	Provisions Invoked	No. of Times
P	1	1	0	0	100.0		
SMITH F, FOI OFFICER	N	67	41	0	61.2	36(1)(a) 36(1)(b) 36(1)(c) 36(1)(d) 36(1)(e) 36(1)(f)	5 1 9 5 2 4
CLARKE L, FOI COORDINATOR	N	53	16	10	49.1	22(a) 36(1)(a) 36(1)(e) 38(a) 41 47(1)(a) 50(c)	9 17 1 5 5 2 1
TUNNEY R, FOI OFFICER	N	331	212	9	66.8	36(1)(c) 36(1)(e) 43 44(1) 45(1)(c)	1 4 100 5 9
	P	126	119	3	96.8	43 44(1) 44(3)	9 2 5
SPARKES R, SNR POLICY OFFICER	N	4	3	1	100.0	46(1)(b)	1
POWER V, SNR POLICY OFFICER	N	483	421	8	88.8	43	54
	P	13	8	1	69.2	22(a) 42(1)(e)	1 4
AGENCY TOTAL		2,780	2,312	79	86.0		

**Appendix 1.7
Action taken on documents (State Government)**

PORTFOLIO/AGENCY Officer/Designation	Applic. Type Personal / Non Personal	No. of Docs considered	Access in Full	Access in Part	Access Refused	% of Docs held Released in Full or Part	Provisions Invoked	No. of Times
BOARD OF TRUSTEES OF STATE PUBLIC SECTOR SUPER FUND								
TUNNEY R, FOI OFFICER	N	1	1	0	0	100.0		
	P	194	194	0	0	100.0		
AGENCY TOTAL		195	195	0	0	100.0		
PORTFOLIO TOTAL		2,986	2,508	87	391	86.9		
GRAND TOTAL		999,804	854,382	64,246	81,176	91.9		

**Appendix 1.8
Action taken on Documents (Local Government)**

PORTFOLIO/AGENCY

Officer/Designation

Applic. Type Personal / Non Personal	No. of Docs considered	Access in Full	Access in Part	Access Refused	% of Docs held Released in Full or Part	Provisions Invoked	No. of Times
--	---------------------------	-------------------	-------------------	-------------------	---	-----------------------	--------------

BALONNE SHIRE

GRIFFIOEN M, MANAGER FINANCE & ADMIN

N	101	101	0	0	100.0		
---	-----	-----	---	---	-------	--	--

BEAUDESERT SHIRE

BRIEN A, GOVERNANCE OFFICER

P	1	0	0	1	0.0		
---	---	---	---	---	-----	--	--

BRIEN A, RESEARCH OFFICER

N	2	1	1	0	100.0	22(b) 44(1) 45(1)(c)	236 65 57
P	1	0	1	0	100.0	44(1)	18

MCKENZIE T, RESEARCH OFFICER

N	14	3	11	0	100.0	22(a) 22(b) 42(1)(a) 43(1) 44(1) 45(1)(c)	96 143 2 6 412 48
P	5	2	3	0	100.0	22(a) 44(1)	24 84

BLACKALL SHIRE

HAYWARD M, DEPUTY CEO/FOI OFFICER

N	4	0	1	3	25.0	42(1)(b) 46(1)(b)	4 4
---	---	---	---	---	------	----------------------	--------

BOONAH SHIRE

FLINT I, CEO

N	125	109	16	0	100.0	42(1)(b) 44(1)	16 16
---	-----	-----	----	---	-------	-------------------	----------

BOWEN SHIRE

FINLAY J, DIRECTOR CORP & FIN SERVICES

N	11	2	0	1	18.2	44(1)	1
---	----	---	---	---	------	-------	---

**Appendix 1.8
Action taken on Documents (Local Government)**

PORTFOLIO/AGENCY

Officer/Designation

Applic. Type Personal / Non Personal	No. of Docs considered	Access in Full	Access in Part	Access Refused	% of Docs held Released in Full or Part	Provisions Invoked	No. of Times
--	---------------------------	-------------------	-------------------	-------------------	---	-----------------------	--------------

BRISBANE CITY

WESENER P, FOI OFFICER

N	65,033	63,978	109	946	98.5	41(1)	203						
						42(1)(b)	155						
						43(1)	228						
						44(1)	198						
						45(1)(a)	79						
						45(1)(b)	393						
						45(1)(c)	393						
						45(3)	49						
						46(1)(a)	240						
						46(1)(b)	32						
						P	1,081	888	65	128	88.2	40(a)	28
												40(b)	28
												40(c)	29
												42(1)(b)	86
42(1)(e)	28												
42(1)(h)	28												
43(1)	79												
44(1)	86												
46(1)(a)	66												
46(1)(b)	46												

BROADSOUND SHIRE

LYONS M, DEPUTY CEO

N	48	48	0	0	100.0		
P	13	13	0	0	100.0		

BUNDABERG CITY

CLERK J, FOI DECISION MAKER

N	6	5	0	1	83.3	43(1)	1
						22(a)	1

BURDEKIN SHIRE

WEBB G, CEO

N	585	585	0	0	100.0		
---	-----	-----	---	---	-------	--	--

**Appendix 1.8
Action taken on Documents (Local Government)**

PORTFOLIO/AGENCY

Officer/Designation

Applic. Type Personal / Non Personal	No. of Docs considered	Access in Full	Access in Part	Access Refused	% of Docs held Released in Full or Part	Provisions Invoked	No. of Times
--	---------------------------	-------------------	-------------------	-------------------	---	-----------------------	--------------

BURNETT SHIRE

EGAN M, COORDINATOR/DECISION MAKER

N	521	487	0	34	93.5	43(1) 22(a)	12 22
---	-----	-----	---	----	------	----------------	----------

JENSEN P, DECISION MAKER

N	1	0	0	1	0.0	22(a)	1
---	---	---	---	---	-----	-------	---

RINEHART G, CEO

N	152	0	152	0	100.0	44(1)	152
---	-----	---	-----	---	-------	-------	-----

CABOOLTURE SHIRE

GARNETT A, FOI COORDINATOR

N	97,393	12,107	18	85,268	12.4	22(b) 28(2) 41(1) 42(1)(b) 43(1) 45(1)(b) 54(1)(c) 46(1)(b)	45,002 85,000 4 5 63 152 27 28
P	81	68	3	10	87.7	43(1) 44(1)	10 3

CAIRNS CITY

WHITTINGTON S, A/REC SUPERVISOR

P	318	204	112	2	99.4	44(1) 42(1)(a) 42(1)(b)	119 11 1
N	2,351	1,818	381	153	93.5	44(1) 45(1)(b) 45(1)(c) 46(1)(a) 46(1)(b)	33 67 411 147 147

CALLIOPE SHIRE

EVANS V, FOI COORDINATOR

N	1,412	988	41	383	72.9	42(1)(g) 45(1)(b) 45(1)(c)	221 93 87
---	-------	-----	----	-----	------	----------------------------------	-----------------

**Appendix 1.8
Action taken on Documents (Local Government)**

PORTFOLIO/AGENCY

Officer/Designation

Applic. Type Personal / Non Personal	No. of Docs considered	Access in Full	Access in Part	Access Refused	% of Docs held Released in Full or Part	Provisions Invoked	No. of Times	
						45(1)(a)	12	
						46(1)(a)	20	
						46(1)(b)	55	
						44(1)	63	
						36(1)	32	
CALOUNDRA CITY								
WOODLEY R, FOI COORDINATOR	N	5,790	5,662	50	78	98.7	42(1)(b)	60
							43(1)	16
							44(1)	22
							49	30
CAMBOOYA SHIRE								
FLINT A, CEO	N	36	5	0	31	13.9	45(1)(c)	31
							28(2)(b)	31
CARDWELL SHIRE								
MALLYON M, CEO	P	25	25	0	0	100.0		
	N	19	19	0	0	100.0		
CARPENTARIA SHIRE								
MCGOLDRICK M, CEO	N	3	3	0	0	100.0		
	P	4	4	0	0	100.0		
CHARTERS TOWERS								
WEHLOW J, CEO	N	666	666	0	0	100.0		
CHINCHILLA SHIRE								
WILSON A, FOI OFFICER	N	2	2	0	0	100.0		
	P	1	0	0	1	0.0	44(1)	1
CLIFTON SHIRE								
GURNEY R, FOI COORDINATOR	P	3	1	2	0	100.0	42(1)(b)	2
							46(1)(a)	2

**Appendix 1.8
Action taken on Documents (Local Government)**

PORTFOLIO/AGENCY Officer/Designation	Applic. Type Personal / Non Personal	No. of Docs considered	Access in Full	Access in Part	Access Refused	% of Docs held Released in Full or Part	Provisions Invoked	No. of Times
COOLOOLA SHIRE								
MASON K, FINANCE MANAGER	N	313	230	4	79	74.8	43	79
MANSON C, CORP SERVICES MANAGER	N	74	70	4	0	100.0	36 37 42	10 10 11
CROWNS NEST SHIRE								
YOUNG A, DIRECTOR CORP SERVICES	N	1	0	0	1	0.0	46(1)(b)	1
DALBY TOWN								
TUPPACK I, EXECUTIVE ASSISTANT	N	226	186	40	0	100.0	41(1) 43(1) 45(1)(b) 45(1)(c)	18 5 4 13
DOUGLAS SHIRE								
GUTHRIE J, FOI COORDINATOR	N	300	265	35	0	100.0		
EACHAM SHIRE								
FAIGNIEZ F, DIRECTOR, COPR & COMM SERV	N	11	11	0	0	100.0		
ESK SHIRE								
MCLEOD P, RECORDS TEAM LEADER	N	1,299	866	31	402	69.1	45(1) 44(1) 22(a)	261 110 62
	P	250	250	0	0	100.0		
FITZROY SHIRE								
WOOD C, FOI OFFICER	N	28	21	7	0	100.0	42(1)(b)	7
FLINDERS SHIRE								
MCCARTNEY S, CEO	N	4	4	0	0	100.0		

**Appendix 1.8
Action taken on Documents (Local Government)**

PORTFOLIO/AGENCY Officer/Designation	Applic. Type Personal / Non Personal	No. of Docs considered	Access in Full	Access in Part	Access Refused	% of Docs held Released in Full or Part	Provisions Invoked	No. of Times
GATTON SHIRE								
FILMER E, FOI DECISION MAKER	N	22	22	0	0	100.0		
HARRISON T, FOI DECISION MAKER	N	1	1	0	0	100.0		
GLADSTONE CITY								
WORMALD K, CEO	N	37	36	0	1	97.3	46(a) 46(b)	1 1
GOLD COAST CITY								
WEBBER B, FOI OFFICER	N	31,396	27,980	481	2,935	90.7	42(1)(b) 42(1)(g) 43(1) 44(1) 45(1)(b) 45(1)(c) 45(3) 46(1)(a) 42(1)(b) 43(1)	231 4 1,772 86 57 7 50 50 21 55
	P	3,437	3,065	131	241	93.0		
HERBERTON SHIRE								
MALCOLM GK, CEO	N	235	235	0	0	100.0		
HERVEY BAY CITY								
SHANG S, FOI OFFICER	N	1,511	1,509	0	34	99.9	44(1)	2
	P	78	66	10	0	97.4	44(1)	10
HINCHINBROOK SHIRE								
HARVEY A, CEO	N	6	0	6	0	100.0	44(1)	6
IPSWICH CITY								
SIMPSON C, RECORDS MANAGER	N	4,030	4,015	15	0	100.0	44(1)	237

**Appendix 1.8
Action taken on Documents (Local Government)**

PORTFOLIO/AGENCY Officer/Designation	Applic. Type Personal / Non Personal	No. of Docs considered	Access in Full	Access in Part	Access Refused	% of Docs held Released in Full or Part	Provisions Invoked	No. of Times
	P	225	193	0	32	85.8	42(1) 42(1)(b) 22(b)	1 13 8
O'LEARY M, COMMITTEE MANAGER	N	6,651	6,506	64	81	98.8	42(1)(b)	75
	P	131	131	0	0	100.0	44(1)	70
ISIS SHIRE								
JOOSEN C, FOI DECISION MAKER	N	953	920	0	33	96.5	43	33
JOHNSTONE SHIRE								
WILTON S, MANAGER COPR SERV	N	8	8	0	0	100.0	46(1)	
KINGAROY SHIRE								
WALL G, DIRECTOR ADMIN & FINANCE	N	37	36	0	1	97.3	43(1)	1
LAIDLEY SHIRE								
MILTON A, FOI DECISION MAKER	N	362	218	83	61	83.1	42(1)(b) 46(1)	83 61
	P	165	129	12	24	85.5	42(1)(b) 46(1)(a)	12 24
BROWN A J, CEO	N	142	98	0	44	69.0	43(1)	44
	P	14	14	0	0	100.0		
HINE L, MGR DEVELOPMENT & ENVIRONMENT	N	192	73	0	119	38.0	43(1) 44(1)	119 119
	P	17	17	0	0	100.0		
LOGAN CITY								
LAWSON C, SGO	N	8	8	0	0	100.0		

**Appendix 1.8
Action taken on Documents (Local Government)**

PORTFOLIO/AGENCY

Officer/Designation	Applic. Type Personal / Non Personal	No. of Docs considered	Access in Full	Access in Part	Access Refused	% of Docs held Released in Full or Part	Provisions Invoked	No. of Times
OBERHARDT J, FOI	N	7,204	6,516	619	69	99.0	42(1)(b) 43(1) 44(1) 46(1)(b)	608 55 633 633
	P	141	141	0	0	100.0		
MACKAY CITY								
LEYLAND M, EXEC MANAGER FINANCE	N	4	4	0	0	100.0		
	P	96	96	0	0	100.0		
MCKINLAY D, A/EXEC MGR FINANCE	N	48	30	0	18	62.5	46(1) 45(1)	10 8
GALLEGOS L, A/EXEC MGR FINANCE	N	21	21	0	0	100.0		
PURDIE K, A/EXEC MGR FINANCE	P	5	5	0	0	100.0		
BOYD B, A/EXEC MGR FINANCE	N	4	4	0	0	100.0		
MAREEBA SHIRE								
BATCHELOR C, RECORDS OFFICER	N	745	676	0	12	90.7	43(1) 42(1)(g) 22(a) 45(1)(c)	4 7 1 1
MAROOCHY SHIRE								
BUNTER C, DECISION MAKER	N	3,104	2,788	112	204	93.4	43(1) 44(1) 45(1)(b) 45(1)(c) 46(1)(a) 49	263 20 3 23 1 233

**Appendix 1.8
Action taken on Documents (Local Government)**

PORTFOLIO/AGENCY

Officer/Designation	Applic. Type Personal / Non Personal	No. of Docs considered	Access in Full	Access in Part	Access Refused	% of Docs held Released in Full or Part	Provisions Invoked	No. of Times
	P	29	24	5	0	100.0	44(1) 49	3 2
LEWIS D, DECISION MAKER	N	277	203	74	0	100.0	42(1)(b)	24
EHSMAN G, DECISION MAKER	N	2	2	0	0	100.0		
THIELE J, DECISION MAKER	N	480	165	3	312	35.0	36 37 42 42(1)(a) 42(1)(b) 42(1)(e) 42(1)(g) 42(1)(h)	5 5 5 309 2 307 1 2
MCKINLAY SHIRE								
MILLINER N, DECISION MAKER	N	7	6	1	0	100.0	42(1)(b)	1
	P	2	0	2	0	100.0	46(1)(a)	2
BAIN R, FOI DECISION MAKER	N	62	46	16	0	100.0	42(1)(b) 44(1) 46(1)(b)	5 8 9
MARYBOROUGH CITY								
COCHRANE P, DIR CORP & COMM SERVICES	N	1,270	704	541	25	98.0	42(1)(b) 44(1) 30(3)(c)	530 520 1
MIRIAM VALE SHIRE								
MCKENZIE C, DECISION MAKER	N	250	147	0	17	58.8	45(c) 46(1) 44(1)	1 1 1

**Appendix 1.8
Action taken on Documents (Local Government)**

PORTFOLIO/AGENCY

Officer/Designation	Applic. Type Personal / Non Personal	No. of Docs considered	Access in Full	Access in Part	Access Refused	% of Docs held Released in Full or Part	Provisions Invoked	No. of Times
							45(1)(b)	49
							45(1)(b)(i)	194
REDCLIFFE CITY								
FITZGERALD S, MANAGER LEGAL SERVICES	N	170	107	4	59	65.3	27(3)	3
							43(1)	34
							46(1)(a)	4
HOLMES B, DEPUTY CEO	N	1	1	0	0	100.0		
REDLAND SHIRE								
MEYERS G, FOI COORDINATOR	N	911	705	140	66	92.8	32(b)	149
							41(1)	10
							41(1)(I)(ii)	1
							41(1)(a)(I)	3
							42(1)(b)(c)	2
							42(a)(b)	1
							42(a)(b)(c)	1
							43(1)	29
							44(1)	137
							45(1)(b)(ii)	3
							45(1)(b)	8
							45(1)(I)(ii)	4
							45(c)(I)	2
							46(1)	1
ROCKHAMPTON CITY								
WILLIAMS J, TEAM LEADER INFO MGT	N	124	111	3	4	91.9	44(1)	3
							46(1)(b)	2
							46(1)(a)	3
							22(a)	1
HOLDEN I, MANAGER INFO SERVICES	N	973	924	1	48	95.1	41	9

**Appendix 1.8
Action taken on Documents (Local Government)**

PORTFOLIO/AGENCY Officer/Designation	Applic. Type Personal / Non Personal	No. of Docs considered	Access in Full	Access in Part	Access Refused	% of Docs held Released in Full or Part	Provisions Invoked	No. of Times
							43	25
							45	16
ROMA TOWN								
GREENSILL S, MGR CORP SERVICES	N	4	4	0	0	100.0		
SARINA SHIRE								
DEBRINCAT A, MGR CORP SERV & COMM SERV	N	2	2	0	0	100.0		
STANTHORPE SHIRE								
THOUARD G, MANAGER FINANCIAL SERVICES	N	1	1	0	0	100.0		
MURPHY B, WORKS ADMIN OFFICER	N	3	3	0	0	100.0		
THURINGOWA CITY								
HASANDEDIC K, RECORDS/POLICY OFFICER	N	528	427	72	29	94.5	43(1) 30(3) 42(1)(b) 44(1)	29 61 11 11
	P	77	34	43	0	100.0	42(1)(b) 44(1)	43 43
TIARO SHIRE								
JENKINS D, FOI OFFICER	N	8	8	0	0	100.0		
TOOWOOMBA CITY								
HOWE R, MANAGER ADMINISTRATION	N	454	346	6	102	77.5	43 46 40(c) 48 43	11 84 16 32 7
STALLEY M, MANAGER ADMINISTRATION	N	216	211	5	0	100.0	46	5

**Appendix 1.8
Action taken on Documents (Local Government)**

PORTFOLIO/AGENCY

Officer/Designation

Applic. Type Personal / Non Personal	No. of Docs considered	Access in Full	Access in Part	Access Refused	% of Docs held Released in Full or Part	Provisions Invoked	No. of Times
--	---------------------------	-------------------	-------------------	-------------------	---	-----------------------	--------------

TOWNSVILLE CITY

ANDERSON G, RISK MANAGER

N	1,490	1,412	78	0	100.0	43 42 46 45	70 9 3 5
P	155	146	9	0	100.0	43	79

GREENWOOD T, A/RISK MANAGER

N	51	51	0	0	100.0		
---	----	----	---	---	-------	--	--

WAMBO SHIRE

STEVENSON I, MANAGER ADMIN & FINANCE

N	17	17	0	0	100.0		
---	----	----	---	---	-------	--	--

WARROO SHIRE

PEACH BJ, CEO

N	1	1	0	0	100.0		
---	---	---	---	---	-------	--	--

WARWICK CITY

FLURI L, RECORDS MANAGER

N	567	538	29	0	100.0	30(1) 43(1) 44(1) 45(1) 46(1)	6 21 8 21 29
---	-----	-----	----	---	-------	---	--------------------------

WOOCOO SHIRE

MARKS V, FOI OFFICER

N	10	8	0	2	80.0	22(a)(2) 41(1)(a) 44(1)	1 1 1
---	----	---	---	---	------	-------------------------------	-------------

WHITSUNDAY SHIRE

JAMES R, FOI COORDINATOR

N	506	460	3	53	91.5	43(1) 44(1) 45(1)(b) 45(1)(c)	48 3 2 3
---	-----	-----	---	----	------	--	-------------------

**Appendix 1.8
Action taken on Documents (Local Government)**

PORTFOLIO/AGENCY

Officer/Designation

Applic. Type Personal / Non Personal	No. of Docs considered	Access in Full	Access in Part	Access Refused	% of Docs held Released in Full or Part	Provisions Invoked	No. of Times
--	---------------------------	-------------------	-------------------	-------------------	---	-----------------------	--------------

PORTFOLIO TOTAL	297,083	200,188	3,690	93,089	68.6		
------------------------	----------------	----------------	--------------	---------------	-------------	--	--

GRAND TOTAL	297,083	200,188	3,690	93,089	68.6		
--------------------	----------------	----------------	--------------	---------------	-------------	--	--

**Appendix 1.9
Internal Review Decisions (State Government)**

PORTFOLIO/AGENCY Application Number	Decision Officer	Review Officer	Decision	Act Provision
CORRECTIVE SERVICES				
DEPARTMENT OF CORRECTIVE SERVICES				
50.01.7.17 REFUSED ACCESS	BELL N	THOMAS C A/FOI COORDINATOR	DEEMED CONFIRMED	44(1)
50.01.20.13 REFUSED ACCESS	BELL N	THOMAS C A/FOI COORDINATOR	DECISION UPHELD ON REVIEW	21 22(b)
50.01.23.31 REFUSED ACCESS	BELL N	THOMAS C A/FOI COORDINATOR	DECISION UPHELD ON REVIEW	29(2)
50.02.01.1 REFUSED ACCESS	BELL N	THOMAS C A/FOI COORDINATOR	WITHDRAWN/DEEMED WITHDRAWN	
50.02.16.2 REFUSED ACCESS	BELL N	THOMAS C A/FOI COORDINATOR	WITHDRAWN/DEEMED WITHDRAWN	
50.01.2.50 REFUSED ACCESS	BELL N	YOUNG V A/FOI OFFICER	DEEMED CONFIRMED	21
50.01.15.7 REFUSED ACCESS	BELL N	YOUNG V A/FOI OFFICER	DECISION UPHELD ON REVIEW	43(1) 44(1)
50.01.8.25 REFUSED ACCESS	BELL N	YOUNG V A/FOI OFFICER	DECISION VARIED ON REVIEW	44(1)
50.00.13.4 REFUSED ACCESS	CABANIUK P	THOMAS C A/FOI COORDINATOR	DECISION UPHELD ON REVIEW	44(1)
50.02.13.27 REFUSED ACCESS	JONES M	THOMAS C A/FOI COORDINATOR	DEEMED CONFIRMED	
50.01.2.21 REFUSED ACCESS	MCINTYRE P	THOMAS C A/FOI COORDINATOR	DECISION VARIED ON REVIEW	
50.00.7.40 REFUSED ACCESS	MCINTYRE P	THOMAS C A/FOI COORDINATOR	DECISION UPHELD ON REVIEW	42(1)(b) 42(1)(e) 44(1)
50.01.19.26 REFUSED ACCESS	MCINTYRE P	YOUNG V A/FOI OFFICER	DECISION UPHELD ON REVIEW	35/(S42)
50.01.23.26 REFUSED ACCESS	MCINTYRE P	YOUNG V A/FOI OFFICER	DECISION VARIED ON REVIEW	

**Appendix 1.9
Internal Review Decisions (State Government)**

PORTFOLIO/AGENCY Application Number	Decision Officer	Review Officer	Decision	Act Provision
50.01.13.29 REFUSED ACCESS	MCINTYRE P	YOUNG V A/FOI OFFICER	DEEMED CONFIRMED	
50.02.13.18 REFUSED ACCESS	THOMAS C	RAFTER F SNR LEGAL ADVISOR	DECISION UPHELD ON REVIEW	44(1)
50.02.6.17 REFUSED ACCESS	THOMAS C	THOMAS C A/FOI COORDINATOR	DECISION UPHELD ON REVIEW	
50.02.11.10 REFUSED ACCESS	TOUSSAINT E	THOMAS C A/FOI COORDINATOR	DECISION VARIED ON REVIEW	
50.01.13.36 REFUSED ACCESS	YOUNG V	BELL N FOI OFFICER	DECISION UPHELD ON REVIEW	21
50.01.8.21 REFUSED ACCESS	YOUNG V	BELL N FOI OFFICER	DECISION UPHELD ON REVIEW	42(1)(b)
50.01.13.54 REFUSED ACCESS	YOUNG V	BELL N FOI OFFICER	DECISION VARIED ON REVIEW	41(1) 44(1) 46(1)(a)
50.01.15.6 REFUSED ACCESS	YOUNG V	THOMAS C A/FOI COORDINATOR	DEEMED CONFIRMED	
50.01.2.71 REFUSED ACCESS	YOUNG V	THOMAS C A/FOI COORDINATOR	DECISION UPHELD ON REVIEW	21
TOTAL	23			

CRIME & MISCONDUCT COMMISSION

CRIME & MISCONDUCT COMMISSION 563 THIRD PARTY	KENZLER R	EVANS R A OFFICIAL SOLICITOR	DECISION UPHELD ON REVIEW	
573 REFUSED ACCESS	KENZLER R	EVANS R A OFFICIAL SOLICITOR	DECISION UPHELD ON REVIEW	12
580 REFUSED ACCESS	KENZLER R	EVANS R A OFFICIAL SOLICITOR	DECISION UPHELD ON REVIEW	44(1)

**Appendix 1.9
Internal Review Decisions (State Government)**

PORTFOLIO/AGENCY Application Number	Decision Officer	Review Officer	Decision	Act Provision
592 REFUSED ACCESS	KENZLER R	EVANS R A OFFICIAL SOLICITOR	DECISION UPHELD ON REVIEW	43(1) 44(1) 50(c)
612 REFUSED ACCESS	KENZLER R	EVANS R A OFFICIAL SOLICITOR	DECISION UPHELD ON REVIEW	50(c)
551 THIRD PARTY	HAMILTON T	SMITH F D/DIRECTOR INVESTIGATIONS	DECISION UPHELD ON REVIEW	
TOTAL	6			
DATSIP & DISABILITY SERVICES				
DEPT OF ABORIGINAL & TORRES STRAIT ISLANDER POLICY 00006 REFUSED ACCESS	RYAN N	TONES P I.R. OFFICER	DECISION UPHELD ON REVIEW	21
TOTAL	1			
EDUCATION				
DEPARTMENT OF EDUCATION 1791 THIRD PARTY	DAYOT E	STOREY T PRINCIPAL POLICY OFFICER	DECISION VARIED ON REVIEW	44(1)
1791 THIRD PARTY	DAYOT E	STOREY T PRINCIPAL POLICY OFFICER	DECISION VARIED ON REVIEW	44(1)
1791 THIRD PARTY	DAYOT E	STOREY T PRINCIPAL POLICY OFFICER	DECISION VARIED ON REVIEW	44(1)
1844 REFUSED ACCESS	DAYOT E	STOREY T PRINCIPAL POLICY OFFICER	DECISION UPHELD ON REVIEW	44(1)
1844 THIRD PARTY	DAYOT E	STOREY T PRINCIPAL POLICY OFFICER	DECISION UPHELD ON REVIEW	44(1)

Appendix 1.9
Internal Review Decisions (State Government)

PORTFOLIO/AGENCY Application Number	Decision Officer	Review Officer	Decision	Act Provision
1967 REFUSED ACCESS	KALAS S	STOREY T PRINCIPAL POLICY OFFICER	DECISION VARIED ON REVIEW	44(1) 50(c)
1780 THIRD PARTY	KALAS S	STOREY T PRINCIPAL POLICY OFFICER	DECISION VARIED ON REVIEW	44(1)
1688 REFUSED ACCESS	KALAS S	STOREY T PRINCIPAL POLICY OFFICER	DECISION VARIED ON REVIEW	44(1)
1688 THIRD PARTY	KALAS S	STOREY T PRINCIPAL POLICY OFFICER	DECISION VARIED ON REVIEW	44(1)
1718 THIRD PARTY	KALAS S	STOREY T PRINCIPAL POLICY OFFICER	DECISION UPHELD ON REVIEW	44(1)
1822 REFUSED ACCESS	KALAS S	STOREY T PRINCIPAL POLICY OFFICER	DECISION VARIED ON REVIEW	44(1)
1925 REFUSED ACCESS	KALAS S	STOREY T PRINCIPAL POLICY OFFICER	DECISION UPHELD ON REVIEW	44(1)
1925 THIRD PARTY	KALAS S	STOREY T PRINCIPAL POLICY OFFICER	DECISION VARIED ON REVIEW	44(1)
1873 REFUSED ACCESS	KEAST L	STOREY T PRINCIPAL POLICY OFFICER	DECISION VARIED ON REVIEW	44(1)
1831 THIRD PARTY	KEAST L	STOREY T PRINCIPAL POLICY OFFICER	WITHDRAWN/DEEMED WITHDRAWN	44(1)
1836 REFUSED ACCESS	KEAST L	STOREY T PRINCIPAL POLICY OFFICER	DECISION VARIED ON REVIEW	44(1)
1856 THIRD PARTY	MCCUSKER J	STOREY T PRINCIPAL POLICY OFFICER	DECISION VARIED ON REVIEW	44(1)
1966 REFUSED ACCESS	O'CONNOR M	STOREY T PRINCIPAL POLICY OFFICER	DECISION VARIED ON REVIEW	44(1)
1984 REFUSED ACCESS	O'CONNOR M	STOREY T PRINCIPAL POLICY OFFICER	DECISION VARIED ON REVIEW	44(1)
1874 REFUSED ACCESS	O'CONNOR M	STOREY T PRINCIPAL POLICY OFFICER	DECISION VARIED ON REVIEW	44(1)
1977 REFUSED ACCESS	O'CONNOR M	STOREY T PRINCIPAL POLICY OFFICER	DECISION VARIED ON REVIEW	44(1)

**Appendix 1.9
Internal Review Decisions (State Government)**

PORTFOLIO/AGENCY Application Number	Decision Officer	Review Officer	Decision	Act Provision
CENTRAL QUEENSLAND UNIVERSITY 94/0035 REFUSED ACCESS	LOWIEN S	WINDOW K INTERNAL REVIEW OFFICER	DECISION UPHELD ON REVIEW	60
GRIFFITH UNIVERSITY 02/0080 REFUSED ACCESS	MCANDREW AC	LINCOLN DW PROFESSOR	DECISION UPHELD ON REVIEW	41(1) 40(c) 44(1) 46(1)
01/1296 REFUSED ACCESS	MCANDREW AC	LOVEGROVE B PROFESSOR	DECISION UPHELD ON REVIEW	46(1)(a) 44(1)
01/1701 REFUSED ACCESS	MCANDREW AC	LOVEGROVE B PROFESSOR	DECISION UPHELD ON REVIEW	46(1)(a) 46(1)(b) 40(a) 44(1)
01/1939 REFUSED ACCESS	MCANDREW AC	LOVEGROVE B PROFESSOR	DECISION UPHELD ON REVIEW	41(1) 40(c)
01/1305 REFUSED ACCESS	MCANDREW AC	SADLER R PROFESSOR	DECISION UPHELD ON REVIEW	43(1) 40(c) 41(1) 44(1)
JAMES COOK UNIVERSITY 1/01 REFUSED ACCESS	MILTON S	KERN M REGISTRAR	DECISION UPHELD ON REVIEW	40(c) 44(1)
3/01 REFUSED ACCESS	KERN M	MOULDEN B (PROF) VICE CHANCELLOR/PRES	DEEMED CONFIRMED	40(c) 41(1) 44(1)

**Appendix 1.9
Internal Review Decisions (State Government)**

PORTFOLIO/AGENCY Application Number	Decision Officer	Review Officer	Decision	Act Provision
05/01 REFUSED ACCESS	MILTON S	MOULDEN B, (PROF) VICE CHANCELLOR/PRES	DECISION VARIED ON REVIEW	40(c) 41(1) 43(1) 44(1)
6/01 THIRD PARTY	MILTON S	KERN M REGISTRAR	DECISION UPHELD ON REVIEW	44(1)
QUEENSLAND UNIVERSITY OF TECHNOLOGY 2001/04 THIRD PARTY	MEGGITT T	BAUMBER K REGISTRAR	DECISION UPHELD ON REVIEW	46(1)(b)
2002/01 REFUSED ACCESS	MEGGITT T	DICKENSON C REGISTRAR	DECISION UPHELD ON REVIEW	43(1)
2002/01 REFUSED ACCESS/SUFFICIENCY OF SERARCH	MEGGITT T	DICKENSON C REGISTRAR	DECISION UPHELD ON REVIEW	21
2002/01 REFUSED ACCESS/SUFFICIENCY OF SERARCH	MEGGITT T	DICKENSON C REGISTRAR	DECISION UPHELD ON REVIEW	21
UNIVERSITY OF QUEENSLAND 2001/13 REFUSED ACCESS	DOBBIE J	PORTER D SECRETARY & REGISTRAR	DECISION VARIED ON REVIEW	44(1)
2001/22 REFUSED ACCESS	DOBBIE J	PORTER D SECRETARY & REGISTRAR	DECISION VARIED ON REVIEW	44(1)
2002/06 REFUSED ACCESS	DOBBIE J	PORTER D SECRETARY & REGISTRAR	DECISION VARIED ON REVIEW	44(1)
TOTAL	38			

EMERGENCY SERVICES

DEPARTMENT OF EMERGENCY SERVICES 5675 CHARGES & REFUSED ACCESS	HALL D	BRIDGER F SNR LEGAL OFFICER	DECISION VARIED ON REVIEW	
--	--------	--------------------------------	---------------------------	--

**Appendix 1.9
Internal Review Decisions (State Government)**

PORTFOLIO/AGENCY Application Number	Decision Officer	Review Officer	Decision	Act Provision
4952 REFUSED ACCESS	HALL D	GLADSTONE M A/MANAGER FOI	DECISION VARIED ON REVIEW	
4948 REFUSED ACCESS	HIGGINS L	REED D DIRECTOR, LEGAL & LEG	DECISION VARIED ON REVIEW	
QUEENSLAND FIRE & RESCUE AUTHORITY 5280 REFUSED ACCESS	HIGGINS L	HALL D MANAGER, FOI	WITHDRAWN/DEEMED WITHDRAWN	
TOTAL	4			

EMPLOYMENT, TRAINING AND ARTS

DEPARTMENT OF EMPLOYMENT AND TRAINING 01-02/26/006 FEES AND CHARGES	DAWSON M	SMITH K	DECISION VARIED ON REVIEW	29(1) 29(2)
TOTAL	1			

ENVIRONMENT

ENVIRONMENTAL PROTECTION AGENCY 201786 REFUSED ACCESS	CROSS R	ADAMS K DIRECTOR, STRATEGY	DECISION UPHELD ON REVIEW	21
201819 REFUSED ACCESS	CROSS R	TAYLOR J A/EXEC DIR, CORP AFFAIRS	DECISION UPHELD ON REVIEW	44(1)
201827 REFUSED ACCESS	CROSS R	GILMOUR J EXEC DIR CORP AFFAIRS	DECISION UPHELD ON REVIEW	44(1)
201831 THIRD PARTY	CROSS R	GILMOUR J EXEC DIR CORP AFFAIRS	DECISION UPHELD ON REVIEW	43(1) 45(1)(c) 46

Appendix 1.9
Internal Review Decisions (State Government)

PORTFOLIO/AGENCY Application Number	Decision Officer	Review Officer	Decision	Act Provision
201845 THIRD PARTY	CROSS R	GILMOUR J EXEC DIR CORP AFFAIRS	DECISION UPHELD ON REVIEW	45
201852 REFUSED ACCESS	CROSS R	GILMOUR J EXEC DIR CORP AFFAIRS	DECISION UPHELD ON REVIEW	21
202882 REFUSED ACCESS	CROSS R	CARROLL B EXEC DIR CORP DEVELOPMENT	DECISION VARIED ON REVIEW	21 43(1)
201756 THIRD PARTY	LLOYD J	GILMOUR J EXEC DIR CORP AFFAIRS	DECISION UPHELD ON REVIEW	45
201798 REFUSED ACCESS	OUGLITCHININ G	SPEIRS R EXEC DIRECTOR PARKS	DECISION UPHELD ON REVIEW	38(b)
201817 REFUSED ACCESS	OUGLITCHININ G	GILMOUR J EXEC DIR CORP AFFAIRS	DECISION UPHELD ON REVIEW	44(1)
201823 REFUSED ACCESS	OUGLITCHININ G	GILMOUR J EXEC DIR CORP AFFAIRS	DECISION UPHELD ON REVIEW	48(1)
202885 CHARGES	OUGLITCHININ G	GILMOUR J EXEC DIR CORP AFFAIRS	DECISION UPHELD ON REVIEW	29
202904 APPLICATION FEE	OUGLITCHININ G	GILMOUR J EXEC DIR CORP AFFAIRS	DECISION UPHELD ON REVIEW	29
BEACH PROTECTION AUTHORITY 2001/2 REFUSED ACCESS	MARTIN R	O'KEEFFE P ENGINEER, BPA	DECISION UPHELD ON REVIEW	44(1)

TOTAL	14
--------------	-----------

FAMILIES				
DEPARTMENT OF FAMILIES 4219 REFUSED ACCESS	JEPPESEN V	HEALY M PRINCIPAL LEGAL OFFICER	DECISION VARIED ON REVIEW	44(1)
4555 REFUSED ACCESS	SPREADBOROUGH J	PRINS N SNR PROJECT OFFICER I.M.	DECISION UPHELD ON REVIEW	42(1)(b)

**Appendix 1.9
Internal Review Decisions (State Government)**

PORTFOLIO/AGENCY Application Number	Decision Officer	Review Officer	Decision	Act Provision
4612 REFUSED ACCESS	SPREADBOROUGH J	PRINS N SNR PROJECT OFFICER I.M.	DECISION VARIED ON REVIEW	44(1) 46(1)(b)
4796 REFUSED ACCESS	THORNTON P	CETKOWSKI M POLICY OFFICER	DECISION VARIED ON REVIEW	44(1) 42(1)(b) 46(1)(b) 42(1)(e) 43(1)
4683 REFUSED ACCESS	MCVEIGH J	PRINS N SNR PROJECT OFFICER I.M.	DECISION OVERTURNED ON REVIEW	44(1) 42(1)(b) 46(1)(b) 50(c)(1) 43(1)
4677 REFUSED ACCESS	SPREADBOROUGH J	CETKOWSKI M POLICY OFFICER	DECISION UPHELD ON REVIEW	42(1)(a) 44(1)
4737 REFUSED ACCESS	MCVEIGH J	CETKOWSKI M POLICY OFFICER	DECISION UPHELD ON REVIEW	44(1) 42(1)(b) 46(1)(b)
4812 REFUSED ACCESS	DONOVAN H	CETKOWSKI M POLICY OFFICER	DECISION UPHELD ON REVIEW	44(1)
TOTAL	8			

HEALTH

DEPARTMENT OF HEALTH, CORPORATE OFFICE 1245 CHARGES	BOEL B	CAMPBELL, B PROF CHIEF HEALTH OFFICER	DECISION UPHELD ON REVIEW	
1290 REFUSED ACCESS	BOEL B	CAMPBELL, B PROF CHIEF HEALTH OFFICER	DECISION UPHELD ON REVIEW	42(1)(e)
1187 CHARGES & REFUSED ACCES	BOEL B	YOUNGMAN J, DR GM (HEALTH SERV)	DECISION UPHELD ON REVIEW	40(c)
1199 CHARGE FEE	BOEL B	YOUNGMAN J, DR GM (HEALTH SERV)	DECISION UPHELD ON REVIEW	

Appendix 1.9
Internal Review Decisions (State Government)

PORTFOLIO/AGENCY Application Number	Decision Officer	Review Officer	Decision	Act Provision
1267 REFUSED ACCESS	BRUINSMA C	CAMPBELL, B PROF CHIEF HEALTH OFFICER	DECISION UPHELD ON REVIEW	21
1258 REFUSED ACCESS	BRUINSMA C	YOUNGMAN J, DR GM (HEALTH SERV)	WITHDRAWN/DEEMED WITHDRAWN	
1213 REFUSED AMENDMENT	HEAL S	CAMPBELL, B PROF CHIEF HEALTH OFFICER	DECISION UPHELD ON REVIEW	
1266 REFUSED ACCESS	HEAL S	MCGOVERN K MANAGER, INNISFAIL HSD	DECISION UPHELD ON REVIEW	40(c)
99/0929 REFUSED ACCESS	HEAL S	YOUNGMAN J, DR GM (HEALTH SERV)	DECISION VARIED ON REVIEW	42(1)(a) 42(1)(e)
1221 REFUSED ACCESS	HEAL S	YOUNGMAN J, DR GM (HEALTH SERV)	DECISION UPHELD ON REVIEW	44(1)
1182 REFUSED ACCESS	RAMSDEN K	CAMPBELL, B PROF CHIEF HEALTH OFFICER	DECISION UPHELD ON REVIEW	43(1)
11080 REFUSED ACCESS	RAMSDEN K	CAMPBELL, B PROF CHIEF HEALTH OFFICER	DECISION UPHELD ON REVIEW	21
1123 REFUSED ACCESS	RAMSDEN K	CAMPBELL, B PROF CHIEF HEALTH OFFICER	DECISION VARIED ON REVIEW	41(1) 43(1)
1141 REFUSED ACCESS	RAMSDEN K	YOUNGMAN J, DR GM (HEALTH SERV)	DECISION VARIED ON REVIEW	44(1)
1134 REFUSED ACCESS	RAMSDEN K	YOUNGMAN J, DR GM (HEALTH SERV)	WITHDRAWN/DEEMED WITHDRAWN	
1181 REFUSED ACCESS	RAMSDEN K	YOUNGMAN J, DR GM (HEALTH SERV)	DECISION VARIED ON REVIEW	44(1)
1177 REFUSED ACCESS	RAMSDEN K	YOUNGMAN J, DR GM (HEALTH SERV)	DECISION VARIED ON REVIEW	45(1)(c)
BANANA HSD 110/01/002 REFUSED ACCESS	ATKINSON P	SETH M A/DISTRICT MANAGER	DECISION UPHELD ON REVIEW	40(c) 44(1) 46(1)(b)

**Appendix 1.9
Internal Review Decisions (State Government)**

PORTFOLIO/AGENCY Application Number	Decision Officer	Review Officer	Decision	Act Provision
FRASER COAST HSD 135-99-022 REFUSED ACCESS	LONG P	HITCHCOX K A/DISTRICT MANAGER	DECISION UPHELD ON REVIEW	44(1)
GOLD COAST HSD 391 REFUSED ACCESS	GRAHAM N	HENDRY T DIRECTOR FINANCE	DECISION UPHELD ON REVIEW	44(1) 46(1)(b)
INNISFAIL HSD 01/005 REFUSED ACCESS	HEAL S	DONNELLY K DISTRICT MANAGER	DECISION UPHELD ON REVIEW	40(c)
LOGAN-BEAUDESERT HSD 107/01-02/03 REFUSED ACCESS	LEGGATE S	OLLEY R DISTRICT MANAGER	DECISION UPHELD ON REVIEW	44(1)
107/01-02/04 REFUSED ACCESS	LEGGATE S	OLLEY R DISTRICT MANAGER	DECISION VARIED ON REVIEW	44(1)
NORTH BURNETT HSD 137/02 THIRD PARTY	SLACK K	DAVEY M INTERNAL REVIEW OFFICER	DECISION UPHELD ON REVIEW	21
PRINCE CHARLES HOSPITAL HSD 01/077 REFUSED ACCESS	COUSAR D	PODBURY D DISTRICT MANAGER	DECISION UPHELD ON REVIEW	41(1)(a) 43(1) 44(1)
01/061 REFUSED ACCESS	COUSAR D	PODBURY D DISTRICT MANAGER	DECISION UPHELD ON REVIEW	46(1)(b)
02/032 REFUSED ACCESS	COUSAR D	PODBURY D DISTRICT MANAGER	DECISION UPHELD ON REVIEW	42(1)(b) 42(1)(h)

Appendix 1.9
Internal Review Decisions (State Government)

PORTFOLIO/AGENCY Application Number	Decision Officer	Review Officer	Decision	Act Provision
PRINCESS ALEXANDRA HOSPITAL HSD 00163	POTTINGER DJ	WATERS M DR DISTRICT MANAGER	DECISION UPHELD ON REVIEW	41(1)(a)
REFUSED ACCESS 11053	POTTINGER DJ	WATERS M DR DISTRICT MANAGER	DECISION VARIED ON REVIEW	46(1)(b) 44(1)
REFUSED ACCESS 11097	POTTINGER DJ	WATERS M DR DISTRICT MANAGER	DECISION UPHELD ON REVIEW	21 44(1)
REFUSED ACCESS 00142	POTTINGER DJ	WATERS M DR DISTRICT MANAGER	DECISION VARIED ON REVIEW	44(1)
REFUSED ACCESS 11086	POTTINGER DJ	WATERS M DR DISTRICT MANAGER	DECISION VARIED ON REVIEW	44(1)
THIRD PARTY 0114	POTTINGER DJ	WATERS M DR DISTRICT MANAGER	DECISION UPHELD ON REVIEW	46(1)(a) 44(1)
REFUSED ACCESS 0165	POTTINGER DJ	WATERS M DR DISTRICT MANAGER	DECISION UPHELD ON REVIEW	44(1)
REFUSED ACCESS 00158	POTTINGER DJ	WATERS M DR DISTRICT MANAGER	DECISION UPHELD ON REVIEW	44(1)
REFUSED ACCESS 02153	POTTINGER DJ	WATERS M DR DISTRICT MANAGER	DECISION VARIED ON REVIEW	46(1)(a)
REFUSED ACCESS 02146	POTTINGER DJ	WATERS M DR DISTRICT MANAGER	DECISION UPHELD ON REVIEW	44(1)
REFUSED ACCESS 02176	POTTINGER DJ	WATERS M DR DISTRICT MANAGER	DECISION UPHELD ON REVIEW	44(1)
REFUSED ACCESS				
QEII HOSPITAL 1008/01/470	BAZLEY P	PILKINGTON W DISTRICT MANAGER	DECISION UPHELD ON REVIEW	44(1)
REFUSED ACCESS 108/01/466	BAZLEY P	PILKINGTON W DISTRICT MANAGER	DECISION UPHELD ON REVIEW	44(1)
REFUSED ACCESS				
REDCLIFFE-CABOOLTURE HSD 01-02/009	SHIPSTONE J	HARVEY L DISTRICT MANAGER	DECISION VARIED ON REVIEW	44(1)
REFUSED ACCESS				

Appendix 1.9
Internal Review Decisions (State Government)

PORTFOLIO/AGENCY Application Number	Decision Officer	Review Officer	Decision	Act Provision
ROCKHAMPTON HSD 109/02/008 REFUSED ACCESS	ATKINSON P	HEGARTY K A/DISTRICT MANAGER	DECISION VARIED ON REVIEW	44(1)
ROYAL BRISBANE HOSPITAL HSD 102/01/360 REFUSED ACCESS	EVANS W	MENZIES J REGIONAL DIRECTOR	DECISION UPHELD ON REVIEW	21
SOUTH BURNETT HSD 138/02/006 REFUSED ACCESS	SMOOTHY J	HOOD R DISTRICT MANAGER	DECISION UPHELD ON REVIEW	44(1)
SUNSHINE COAST HSD 131/01/29 REFUSED ACCESS	JOHNSON C	JARMAN M DISTRICT MANAGER	DECISION UPHELD ON REVIEW	21
131/01/39 REFUSED ACCESS	JOHNSON C	JARMAN M DISTRICT MANAGER	DEEMED CONFIRMED	43(1) 44(1) 45(1)(c)
TOOWOOMBA HSD 114-01-064 REFUSED AMENDMENT	BAINES J	ROACH K DISTRICT MANAGER	DEEMED CONFIRMED	54
114-00-031 REFUSED ACCESS	BAINES J	ROACH K DISTRICT MANAGER	DEEMED CONFIRMED	42(1)(c)
WEST MORETON HSD 134/01/151 REFUSED ACCESS	PRIEST J	LANE P DISTRICT MANAGER	DECISION UPHELD ON REVIEW	44(1)
134/02/026 REFUSED ACCESS	PRIEST J	LANE P DISTRICT MANAGER	DECISION UPHELD ON REVIEW	46(1)(b)
HEALTH PRACTITIONER REGISTRATION BOARDS 200061 FEE	POSNER J	GREENAWAY J REGISTRAR	DECISION UPHELD ON REVIEW	29

**Appendix 1.9
Internal Review Decisions (State Government)**

PORTFOLIO/AGENCY Application Number	Decision Officer	Review Officer	Decision	Act Provision
200062 REFUSED ACCESS	POSNER J	GREENAWAY J REGISTRAR	DECISION OVERTURNED	42(1)(a) 44(1)
200070 REFUSED ACCESS	POSNER J	GREENAWAY J REGISTRAR	DECISION UPHELD ON REVIEW	42(1)(a)
200072 THIRD PARTY	POSNER J	GREENAWAY J REGISTRAR	DECISION UPHELD ON REVIEW	
200091 REFUSED ACCESS	POSNER J	O'DEMPSEY REGISTRAR	DECISION UPHELD ON REVIEW	41(1) 42(1)(a) 44(1)
200101 FEE	POSNER J	O'DEMPSEY REGISTRAR	DECISION UPHELD ON REVIEW	29
200112 REFUSED ACCESS	POSNER J	O'DEMPSEY REGISTRAR	DECISION UPHELD ON REVIEW	44(1)
HEALTH RIGHTS COMMISSIONER 00BRAM212 REFUSED ACCESS	ABBOTTS J	STAIB I COMMISSIONER	DECISION UPHELD ON REVIEW	42(1)(a) 44(1)
QUEENSLAND NURSING COUNCIL 00/007 THIRD PARTY	HARRISON L	FOX-YOUNG S NURSING OFFICER	DECISION UPHELD ON REVIEW	44(1)
TOTAL	59			
INNOVATION, INFORMATION ECONOMY, RECREATION AND SPORT				
DIIESRQ 01/0010 REFUSED ACCESS	O'BRYAN T	MATHESON C EXECUTIVE DIRECTOR	DECISION UPHELD ON REVIEW	46(1)(a)
01/0011 THIRD PARTY	O'BRYAN T	MATHESON C EXECUTIVE DIRECTOR	DECISION VARIED ON REVIEW	44(1) 45(1)(c)
TOTAL	2			

**Appendix 1.9
Internal Review Decisions (State Government)**

PORTFOLIO/AGENCY Application Number	Decision Officer	Review Officer	Decision	Act Provision
DEPARTMENT OF INDUSTRIAL RELATIONS				
DEPARTMENT OF INDUSTRIAL RELATIONS				
01-02/27/282 REFUSED ACCESS	DUCKWORTH M	CUMBERLAND G PRINCIPAL POLICY OFFICER	WITHDRAWN/DEEMED WITHDRAWN	
01-02/27/282 THIRD PARTY	DUCKWORTH M	WILLIAMS M PRINCIPAL POLICY OFFICER	DECISION UPHELD ON REVIEW	44(1) 45(1)(c) 46(1)(a) 46(1)(b)
01-02/27/221 REFUSED ACCESS	CUMBERLAND G	BERTRAM J GENERAL MANAGER	DECISION UPHELD ON REVIEW	21
01/02/27/088 REFUSED ACCESS	CUMBERLAND G	BERTRAM J GENERAL MANAGER	DECISION OVERTURNED ON REVIEW	44(1)
01-02/27/025 REFUSED ACCESS	WILLIAMS M	CUMBERLAND G PRINCIPAL POLICY OFFICER	WITHDRAWN/DEEMED WITHDRAWN	
QLEAVE				
REFUSED ACCESS	MCKENNA K	WILSON G GENERAL MANAGER	DECISION UPHELD ON REVIEW	44(1)
REFUSED ACCESS	MCKENNA K	WILSON G GENERAL MANAGER	DECISION UPHELD ON REVIEW	44(1)
WORKCOVER QUEENSLAND				
01/275 REFUSED ACCESS	SCULTZ K	HILLHOUSE A TEAM LEADER	DECISION VARIED ON REVIEW	44(1)
01/102 REFUSED ACCESS	SCULTZ K	HILLHOUSE A TEAM LEADER	DECISION VARIED ON REVIEW	44(1)
01/142 REFUSED ACCESS	HILLHOUSE A	REID J MANAGER LEGAL SERVICES	DECISION UPHELD ON REVIEW	44(1)
TOTAL	10			

**Appendix 1.9
Internal Review Decisions (State Government)**

PORTFOLIO/AGENCY Application Number	Decision Officer	Review Officer	Decision	Act Provision
JUSTICE AND ATTORNEY-GENERAL				
DEPARTMENT OF JUSTICE & ATTORNEY-GENERAL 01/098 REFUSED ACCESS	LOVI B	ZELLER U PRINCIPAL LEGAL CONSULTANT	DECISION UPHELD ON REVIEW	
01/133 REFUSED ACCESS	LOVI B	ZELLER U OFFICIAL SOLICITOR	DECISION VARIED ON REVIEW	36(1)(a) 36(1)(b) 36(1)(c) 36(1)(e) 43(1)
01/184 REFUSED ACCESS	MCCARTHY R	ZELLER U OFFICIAL SOLICITOR	DECISION VARIED ON REVIEW	36(1)(e)
02/0071 REFUSED ACCESS	LOVI B	ZELLER U OFFICIAL SOLICITOR	DECISION UPHELD ON REVIEW	44(1)
02/0076 REFUSED ACCESS	LOVI B	ZELLER U OFFICIAL SOLICITOR	DECISION UPHELD ON REVIEW	11(1)(e)
02/0079 REFUSED ACCESS	LOVI B	ZELLER U OFFICIAL SOLICITOR	DECISION UPHELD ON REVIEW	44(1)
ELECTORAL COMMISSION QUEENSLAND				
EX.123 REFUSED ACCESS	AURISCH G	O'SHEA D FORMER ELECTORAL COMMISSIONER	DECISION UPHELD ON REVIEW	43(1) 44(1) 45(1)(c)
EX.123 REFUSED ACCESS	GLADWIN E	O'SHEA D FORMER ELECTORAL COMMISSIONER	DECISION UPHELD ON REVIEW	22(a) 43(1) 44(1)
LEGAL AID QUEENSLAND				
834 REFUSED ACCESS	MOSS M	BEER R INTERNAL REVIEW OFFICER	DECISION UPHELD ON REVIEW	
832 REFUSED ACCESS	MOSS M	BEER R INTERNAL REVIEW OFFICER	DECISION UPHELD ON REVIEW	44(1) 46(1)(b)

**Appendix 1.9
Internal Review Decisions (State Government)**

PORTFOLIO/AGENCY Application Number	Decision Officer	Review Officer	Decision	Act Provision
870 REFUSED ACCESS	MOSS M	BEER R INTERNAL REVIEW OFFICER	DECISION UPHELD ON REVIEW	44(1)
881 REFUSED ACCESS	MOSS M	BEER R INTERNAL REVIEW OFFICER	DECISION UPHELD ON REVIEW	44(1)
899 REFUSED ACCESS	MOSS M	BEER R INTERNAL REVIEW OFFICER	DECISION VARIED ON REVIEW	44(1)
927 REFUSED ACCESS	MOSS M	BEER R INTERNAL REVIEW OFFICER	DECISION UPHELD ON REVIEW	
935 REFUSED ACCESS	MOSS M	BEER R INTERNAL REVIEW OFFICER	DECISION UPHELD ON REVIEW	44(1)
909 REFUSED ACCESS	MOSS M	BEER R INTERNAL REVIEW OFFICER	DECISION UPHELD ON REVIEW	21
862 REFUSED ACCESS	MOSS M	BEER R INTERNAL REVIEW OFFICER	DECISION UPHELD ON REVIEW	

TOTAL	17
--------------	-----------

NATURAL RESOURCES AND MINES

DEPT OF NATURAL RESOURCES AND MINES 1663 REFUSED ACCESS	HEATHER M	FANNING F DIR EXEC & LEGAL SEVICES	DECISION UPHELD ON REVIEW	42(1)(c)
1476 REFUSED ACCESS	TURNER PR	PATTERSON SJ A/DIR EXEC & LEGAL SERVICES	DECISION VARIED ON REVIEW	22(a) 36(1)(e) 43(1)
1450 REFUSED ACCESS	TURNER PR	PATTERSON SJ A/DIR EXEC & LEGAL SERVICES	DECISION VARIED ON REVIEW	45(1)(a)
1440 REFUSED ACCESS	ZUBRINICH R	FANNING F DIR EXEC & LEGAL SEVICES	DECISION VARIED ON REVIEW	43(1)
1420 REFUSED ACCESS	ZUBRINICH R	FANNING F DIR EXEC & LEGAL SEVICES	DECISION UPHELD ON REVIEW	46(1)(a)
1454 REFUSED ACCESS	ZUBRINICH R	FANNING F DIR EXEC & LEGAL SEVICES	DECISION VARIED ON REVIEW	

**Appendix 1.9
Internal Review Decisions (State Government)**

PORTFOLIO/AGENCY Application Number	Decision Officer	Review Officer	Decision	Act Provision
1544 REFUSED ACCESS	ZUBRINICH R	FANNING F DIR EXEC & LEGAL SEVICES	DECISION UPHELD ON REVIEW	
1480 REFUSED ACCESS	ZUBRINICH R	FANNING F DIR EXEC & LEGAL SEVICES	DECISION UPHELD ON REVIEW	
1384 REFUSED ACCESS	ZUBRINICH R	FANNING F DIR EXEC & LEGAL SEVICES	DECISION VARIED ON REVIEW	22(a)
1595 REFUSED ACCESS	ZUBRINICH R	FANNING F DIR EXEC & LEGAL SEVICES	DECISION UPHELD ON REVIEW	
1612 CHARGES	ZUBRINICH R	FANNING F DIR EXEC & LEGAL SEVICES	DECISION UPHELD ON REVIEW	
1633 CHARGES	ZUBRINICH R	FANNING F DIR EXEC & LEGAL SEVICES	DECISION UPHELD ON REVIEW	46(1)(a)
1551 THIRD PARTY	ZUBRINICH R	FANNING F DIR EXEC & LEGAL SEVICES	DECISION UPHELD ON REVIEW	22(a) 22(b) 36(1)(b) 36(1)(c) 36(1)(d) 36(1)(f) 36(1)(g) 37(1)(d) 43(1)
1561 REFUSED ACCESS	ZUBRINICH R	FANNING F DIR EXEC & LEGAL SEVICES	DECISION UPHELD ON REVIEW	
1668 REFUSED ACCESS	ZUBRINICH R	FANNING F DIR EXEC & LEGAL SEVICES	DECISION UPHELD ON REVIEW	
1433 THIRD PARTY	ZUBRINICH R	PATTERSON SJ A/DIR EXEC & LEGAL SERVICES	DECISION VARIED ON REVIEW	45(3) 46(1)(a)
1518 REFUSED ACCESS	ZUBRINICH R	PATTERSON SJ A/DIR EXEC & LEGAL SERVICES	DECISION VARIED ON REVIEW	
1569 REFUSED ACCESS	ZUBRINICH R	POTERI V A/MANAGER	DECISION VARIED ON REVIEW	

Appendix 1.9
Internal Review Decisions (State Government)

PORTFOLIO/AGENCY Application Number	Decision Officer	Review Officer	Decision	Act Provision
POLICE				
QUEENSLAND POLICE SERVICE				
1/10742 REFUSED ACCESS	CHAPMAN G F	FREESTONE P J ASSISTANT COMMISSIONER	DECISION UPHELD ON REVIEW	42(1)(a)
1/12281 REFUSED ACCESS	GOULD T R	GRONOW G ASSISTANT COMMISSIONER	DECISION UPHELD ON REVIEW	
1/12380 REFUSED ACCESS	GOULD T R	MCCALLUM C M ASSISTANT COMMISSIONER	DECISION UPHELD ON REVIEW	46(1)(a)
1/12426 REFUSED ACCESS	GOULD T R	MCCALLUM C M ASSISTANT COMMISSIONER	DECISION UPHELD ON REVIEW	
1/12981 REFUSED ACCESS	GOULD T R	MCCALLUM C M ASSISTANT COMMISSIONER	DECISION UPHELD ON REVIEW	
1/12490 REFUSED ACCESS	GOULD T R	SWINDELLS J P A/ASSISTANT COMMISSIONER	WITHDRAWN/DEEMED WITHDRAWN	29(2)
1/11405 REFUSED ACCESS	GOULD T R	WILLIAMS G J ASSISTANT COMMISSIONER	DECISION UPHELD ON REVIEW	
1/12574 REFUSED ACCESS	GOULD T R	WILLIAMS G J ASSISTANT COMMISSIONER	WITHDRAWN/DEEMED WITHDRAWN	
1/12704 REFUSED ACCESS	JOHNSON K J	BANHAM J C ASSISTANT COMMISSIONER	DECISION UPHELD ON REVIEW	44(1)
1/11603 REFUSED ACCESS	JOHNSON K J	KIDCAFF A F ASSISTANT COMMISSIONER	DECISION UPHELD ON REVIEW	
1/10937 REFUSED ACCESS	JOHNSON K J	ROBERTS A R ASSISTANT COMMISSIONER	DECISION VARIED ON REVIEW	44(1)
1/12182 REFUSED ACCESS	JOHNSON K J	ROBERTS A R ASSISTANT COMMISSIONER	DECISION UPHELD ON REVIEW	
1/10982 REFUSED ACCESS	JOHNSON K J	WILLIAMS G J ASSISTANT COMMISSIONER	DECISION UPHELD ON REVIEW	44(1)
1/11657 REFUSED ACCESS	MARMO A	BANHAM J C ASSISTANT COMMISSIONER	DECISION UPHELD ON REVIEW	
1/11016 REFUSED ACCESS	MARMO A	LEWIS A A/ASSISTANT COMMISSIONER	DECISION UPHELD ON REVIEW	

Appendix 1.9
Internal Review Decisions (State Government)

PORTFOLIO/AGENCY Application Number	Decision Officer	Review Officer	Decision	Act Provision
1/10906 REFUSED ACCESS	SYBENGA J	CONDOR R P ASSISTANT COMMISSIONER	DECISION UPHELD ON REVIEW	44(1)
1/10514 REFUSED ACCESS	SYBENGA J	DOONAN P J CHIEF SUPERINTENDENT	WITHDRAWN/DEEMED WITHDRAWN	
1/10444 REFUSED ACCESS	SYBENGA J	NOLAN G A ASSISTANT COMMISSIONER	DECISION UPHELD ON REVIEW	
1/12099 REFUSED ACCESS	TRAPPETT S A	BANHAM J C ASSISTANT COMMISSIONER	DECISION VARIED ON REVIEW	44(1)
1/12252 REFUSED ACCESS	TRAPPETT S A	BANHAM J C ASSISTANT COMMISSIONER	DECISION VARIED ON REVIEW	42(1)(a)
1/11843 REFUSED ACCESS	TRAPPETT S A	CONDOR R P ASSISTANT COMMISSIONER	DECISION UPHELD ON REVIEW	
1/11850 REFUSED ACCESS	TRAPPETT S A	CONDOR R P ASSISTANT COMMISSIONER	DECISION UPHELD ON REVIEW	22(b)
1/11538 REFUSED ACCESS	TRAPPETT S A	CONDOR R P ASSISTANT COMMISSIONER	DECISION UPHELD ON REVIEW	46(1)(b)
1/11451 REFUSED ACCESS	TRAPPETT S A	HONOR A B ASSISTANT COMMISSIONER	DECISION UPHELD ON REVIEW	42(1)(e)
1/11936 REFUSED ACCESS	TRAPPETT S A	HONOR A B ASSISTANT COMMISSIONER	DECISION VARIED ON REVIEW	42(1)(a)
1/10821 REFUSED ACCESS	TRAPPETT S A	KIDCAFF A F ASSISTANT COMMISSIONER	DECISION UPHELD ON REVIEW	44(1)
1/12389 REFUSED ACCESS	TRAPPETT S A	KIDCAFF A F ASSISTANT COMMISSIONER	DECISION UPHELD ON REVIEW	
1/12302 REFUSED ACCESS	TRAPPETT S A	KIDCAFF A F ASSISTANT COMMISSIONER	DECISION UPHELD ON REVIEW	44(1)
1/10981 REFUSED ACCESS	TRAPPETT S A	MCCALLUM C M ASSISTANT COMMISSIONER	DECISION VARIED ON REVIEW	44(1)
1/12294 REFUSED ACCESS	TRAPPETT S A	MCCALLUM C M ASSISTANT COMMISSIONER	DECISION UPHELD ON REVIEW	
1/13322 REFUSED ACCESS	TRAPPETT S A	MCCALLUM C M ASSISTANT COMMISSIONER	DECISION UPHELD ON REVIEW	44(1)
1/10889 REFUSED ACCESS	TRAPPETT S A	MELVILLE S D R A/ASSISTANT COMMISSIONER	DECISION UPHELD ON REVIEW	46(1)(a)

**Appendix 1.9
Internal Review Decisions (State Government)**

PORTFOLIO/AGENCY Application Number	Decision Officer	Review Officer	Decision	Act Provision
1/12015 REFUSED ACCESS	TRAPPETT S A	NOLAN G A ASSISTANT COMMISSIONER	DECISION UPHELD ON REVIEW	
1/12684 REFUSED ACCESS	TRAPPETT S A	NOLAN G A ASSISTANT COMMISSIONER	DECISION UPHELD ON REVIEW	44(1)
1/12134 REFUSED ACCESS	TRAPPETT S A	NOLAN G A ASSISTANT COMMISSIONER	DECISION UPHELD ON REVIEW	40(c) 42(1)(h)
1/11640 REFUSED ACCESS	TRAPPETT S A	PICKERING R D A/ASSISTANT COMMISSIONER	DECISION UPHELD ON REVIEW	
1/12840 REFUSED ACCESS	TRAPPETT S A	PRINCIPAL OFFICER CEO	WITHDRAWN/DEEMED WITHDRAWN	
1/11427 REFUSED ACCESS	TRAPPETT S A	ROBERTS A R ASSISTANT COMMISSIONER	DECISION UPHELD ON REVIEW	
1/12878 REFUSED ACCESS	TRAPPETT S A	ROBERTS A R ASSISTANT COMMISSIONER	DECISION UPHELD ON REVIEW	
1/11392 REFUSED ACCESS	TRAPPETT S A	ROCHE T J A/ASSISTANT COMMISSIONER	DECISION UPHELD ON REVIEW	
1/11403 REFUSED ACCESS	TRAPPETT S A	SWINDELLS J P A/ASSISTANT COMMISSIONER	DECISION UPHELD ON REVIEW	
1/11881 REFUSED ACCESS	TRAPPETT S A	WILLIAMS G J ASSISTANT COMMISSIONER	DECISION UPHELD ON REVIEW	
TOTAL	42			

PREMIER AND CABINET

OFFICE OF THE PREMIER Y20 REFUSED ACCESS	MCGREEVY D	WHIDDON R CHIEF OF STAFF	DECISION VARIED ON REVIEW	46(1)(a)
DEPT OF THE PREMIER AND CABINET X329 REFUSED ACCESS	BARTHOLOMEW L	MORGAN F DIRECTOR EXEC SERVICES	DECISION UPHELD ON REVIEW	46(1)(b)

**Appendix 1.9
Internal Review Decisions (State Government)**

PORTFOLIO/AGENCY Application Number	Decision Officer	Review Officer	Decision	Act Provision
X337 REFUSED ACCESS	DUCKWORTH M	VIDGEN P DIRECTOR CONSTITUTIONAL & ADMIN LAW SERVICES	DECISION VARIED ON REVIEW	36(1)(a) 36(1)(b) 36(1)(c) 36(1)(d) 36(1)(e) 44(1) 45(1)(b)
X357 REFUSED ACCESS	LLOYD J	VIDGEN P DIRECTOR CONSTITUTIONAL & ADMIN LAW SERVICES	DECISION UPHELD ON REVIEW	28(3) 36(1)(a) 36(1)(e)
X367 REFUSED ACCESS	CONWAY C	VIDGEN P DIRECTOR CONSTITUTIONAL & ADMIN LAW SERVICES	DECISION UPHELD ON REVIEW	21
SOUTH BANK CORPORATION REFUSED ACCESS	GILL G	GRANT W CEO	DECISION UPHELD ON REVIEW	28(3)
REFUSED ACCESS	HARVEY G	RODRIGUEZ S PARKLAND FACILITIES MANAGER	DECISION UPHELD ON REVIEW	40(a) 41(1) 43(1) 45(1)(a) 46(1)(a)
QUEENSLAND OMBUDSMAN 00/01-028 REFUSED ACCESS	WOODBURY G	CANTWELL P ASSISTANT OMBUDSMAN	DECISION UPHELD ON REVIEW	21
01/02-011 REFUSED ACCESS	MILL A	WISE M ASSISTANT OMBUDSMAN	DECISION UPHELD ON REVIEW	21
00/01-031 REFUSED ACCESS	MILL A	ALLEN C ASSISTANT OMBUDSMAN	DECISION UPHELD ON REVIEW	44(1)

**Appendix 1.9
Internal Review Decisions (State Government)**

PORTFOLIO/AGENCY Application Number	Decision Officer	Review Officer	Decision	Act Provision
PRIMARY INDUSTRIES				
DEPARTMENT OF PRIMARY INDUSTRIES				
2000/0043 REFUSED ACCESS	MAYNE B	RENTON-RIDGWAY L A/GM WP&D	DECISION UPHELD ON REVIEW	
2000/0082 REFUSED ACCESS	MERKOURIOU	DULLEY J R MANAGER (BUSINESS ADMIN)	DECISION VARIED ON REVIEW	40(c) 42(1)(b) 44(1) 46(1)(b)
2000/0086 REFUSED ACCESS	MAYNE B	DULLEY J R MANAGER (BUSINESS ADMIN)	DECISION VARIED ON REVIEW	
2001/0026 REFUSED ACCESS	MAYNE B	DULLEY J R MANAGER (BUSINESS ADMIN)	DECISION VARIED ON REVIEW	43(1)
2001/0028 REFUSED ACCESS	MAYNE B	DULLEY J R MANAGER (BUSINESS ADMIN)	DECISION VARIED ON REVIEW	44(1)
2001/0034 REFUSED ACCESS	MERKOURIOU E	DULLEY J R MANAGER (BUSINESS ADMIN)	DECISION VARIED ON REVIEW	
2001/0046 REFUSED ACCESS	MAYNE B	DULLEY J R MANAGER (BUSINESS ADMIN)	DECISION VARIED ON REVIEW	44(1)
TOTAL	7			
PUBLIC WORKS AND HOUSING				
DEPARTMENT OF PUBLIC WORKS				
01008P-IR REFUSED ACCESS	CABANIUK P	SCRIVENS J DIR LEGAL & CONTRACT	DECISION UPHELD ON REVIEW	40(c) 45(3) 46(1)(b)
01012P-IR REFUSED ACCESS	CABANIUK P	SCRIVENS J DIR LEGAL & CONTRACT	DECISION UPHELD ON REVIEW	45(1)(b) 45(1)(c)
01014P-IR REFUSED ACCESS	CABANIUK P	SCRIVENS J DIR LEGAL & CONTRACT	DECISION UPHELD ON REVIEW	21

Appendix 1.9
Internal Review Decisions (State Government)

PORTFOLIO/AGENCY Application Number	Decision Officer	Review Officer	Decision	Act Provision
01017P-IR REFUSED ACCESS	CABANIUK P	SCRIVENS J DIR LEGAL & CONTRACT	DECISION UPHELD ON REVIEW	43(1) 45(1)(a) 45(1)(b) 46(1)(a)
01019P-IR REFUSED ACCESS	CABANIUK P	SCRIVENS J DIR LEGAL & CONTRACT	DECISION VARIED ON REVIEW	41(1) 45(1)(b) 45(1)(c)
01020P-IR REFUSED ACCESS	CABANIUK P	SCRIVENS J DIR LEGAL & CONTRACT	DECISION UPHELD ON REVIEW	42(1)(a)
BOARD OF PROFESSIONAL ENGINEERS 7010.013 REFUSED ACCESS	WARD D	BREMHORST PROF CHAIRMAN	WITHDRAWN/DEEMED WITHDRAWN	
7010.014 REFUSED ACCESS	WARD D	BREMHORST PROF CHAIRMAN	DECISION UPHELD ON REVIEW	46(1)(b)
HOUSING DEPARTMENT OF HOUSING 01025H-IR	FRITSCH P	SCRIVENS J DIR LEGAL & CONTRACT	DOCUMENTS NOT FOUND	21
REFUSED ACCESS 01029H-IR	CABANIUK P	SCRIVENS J DIR LEGAL & CONTRACT	DECISION UPHELD ON REVIEW	44(1)
REFUSED ACCESS 01030H-IR	CABANIUK P	SCRIVENS J DIR LEGAL & CONTRACT	DECISION VARIED ON REVIEW	44(1) 41(1)
REFUSED ACCESS 01034H-IR	CABANIUK P	SCRIVENS J DIR LEGAL & CONTRACT	DECISION UPHELD ON REVIEW	46(1)(b)
REFUSED ACCESS 01043H-IR	CABANIUK P	SCRIVENS J DIR LEGAL & CONTRACT	DECISION UPHELD ON REVIEW	46(1)(a)

Appendix 1.9
Internal Review Decisions (State Government)

PORTFOLIO/AGENCY	Decision Officer	Review Officer	Decision	Act Provision
Application Number				
01046H-IR REFUSED ACCESS	CABANIUK P	SCRIVENS J DIR LEGAL & CONTRACT	DECISION UPHELD ON REVIEW	29(2)
01047H-IR REFUSED ACCESS	CABANIUK P	SCRIVENS J DIR LEGAL & CONTRACT	DECISION UPHELD ON REVIEW	46(1)(a) 46(1)(b)
02001H-IR REFUSED ACCESS	CABANIUK P	SCRIVENS J DIR LEGAL & CONTRACT	DECISION UPHELD ON REVIEW	44(1)
2002H-IR REFUSED ACCESS	CABANIUK P	SCRIVENS J DIR LEGAL & CONTRACT	DECISION UPHELD ON REVIEW	44(1) 45(1)(c)
2003H-IR REFUSED ACCESS	CABANIUK P	SCRIVENS J DIR LEGAL & CONTRACT	DECISION VARIED ON REVIEW	44(1) 41(1) 46(1)(a) 46(1)(b)
2004H-IR REFUSED TO AMEND	CABANIUK P	SCRIVENS J DIR LEGAL & CONTRACT	DECISION VARIED ON REVIEW	53
2009H-IR REFUSED ACCESS	CABANIUK P	SCRIVENS J DIR LEGAL & CONTRACT	DECISION UPHELD ON REVIEW	46(1)(b)
2014H-IR REFUSED ACCESS	CABANIUK P	SCRIVENS J DIR LEGAL & CONTRACT	DECISION UPHELD ON REVIEW	29(2)
BUILDING SERVICES AUTHORITY				
IR-OI-01/02 REFUSED ACCESS	POTTS R	JENNINGS I GENERAL MANAGER	DECISION UPHELD ON REVIEW	51
IR-02-01/02 REFUSED ACCESS	POTTS R	JENNINGS I GENERAL MANAGER	DECISION VARIED ON REVIEW	45(1)(c) 46(1)(b)
IR-03-01/02 REFUSED ACCESS	HAYES L	JENNINGS I GENERAL MANAGER	DECISION UPHELD ON REVIEW	46(1) 44(1)
IR-04-01/02 REFUSED ACCESS	HAYES L	JENNINGS I GENERAL MANAGER	DECISION UPHELD ON REVIEW	44(1)

**Appendix 1.9
Internal Review Decisions (State Government)**

PORTFOLIO/AGENCY Application Number	Decision Officer	Review Officer	Decision	Act Provision
IR-05-01/02 REFUSED ACCESS	HAYES L	JENNINGS I GENERAL MANAGER	DECISION UPHELD ON REVIEW	44(1)
IR-06-01/02 REFUSED ACCESS	HAYES L	JENNINGS I GENERAL MANAGER	DECISION UPHELD ON REVIEW	44(1) 45(1)(c)
IR-07-01/02 REFUSED ACCESS	HAYES L	JENNINGS I GENERAL MANAGER	DECISION UPHELD ON REVIEW	46(1)(a) 46(1)(b)
IR-08-01/02 REFUSED ACCESS	HAYES L	JENNINGS I GENERAL MANAGER	DECISION UPHELD ON REVIEW	51
IR-09-01/02 REFUSED ACCESS	HAYES L	JENNINGS I GENERAL MANAGER	DECISION UPHELD ON REVIEW	42(1)(a) 42(1)(b)
IR-10-01/02 REFUSED ACCESS	HAYES L	JENNINGS I GENERAL MANAGER	DECISION VARIED ON REVIEW	43(1) 46(1)
IR-11-01/02 REFUSED ACCESS	HAYES L	JENNINGS I GENERAL MANAGER	DECISION UPHELD ON REVIEW	42(1)(a)
TOTAL	30			

STATE DEVELOPMENT

MINISTER FOR STATE DEVELOPMENT 1 REFUSED ACCESS	BALL P	SPENCER M SNR POLICY ADVISOR	DECISION UPHELD ON REVIEW	36(1)
DEPARTMENT OF STATE DEVELOPMENT Z108 THIRD PARTY	LINKLATER B	WALDUCK F DIRECTOR	DECISION VARIED ON REVIEW	45(1)(b) 45(1)(c)
Z109 REFUSED ACCESS	DUCKWORTH M	WALDUCK F DIRECTOR	DECISION UPHELD ON REVIEW	43(1) 36(1)(e)
Z110 THIRD PARTY	LINKLATER B	EDWARDS D A/DIRECTOR	DECISION UPHELD ON REVIEW	51(2)

**Appendix 1.9
Internal Review Decisions (State Government)**

PORTFOLIO/AGENCY Application Number	Decision Officer	Review Officer	Decision	Act Provision
Z113 REFUSED ACCESS	YOUNG V	WALDUCK F DIRECTOR	DECISION UPHELD ON REVIEW	36(1)
Z114 REFUSED ACCESS	YOUNG V	WALDUCK F DIRECTOR	DECISION UPHELD ON REVIEW	30(3)(c) 38(a) 46(1)(a) 50(c)
Z129 REFUSED ACCESS	YOUNG V	WALDUCK F DIRECTOR	DECISION VARIED ON REVIEW	45(1)(b) 46(1)(b)
Z132 REFUSED ACCESS	YOUNG V	WALDUCK F DIRECTOR	DECISION UPHELD ON REVIEW	36(1)(c) 36(1)(e) 36(2)
TOTAL	8			

TOURISM, RACING & FAIR TRADING

DEPT OF TOURISM, RACING & FAIR TRADING 2988 THIRD PARTY	TOOHEY S	LONGLAND L EXEC DIR CORP SERVICES DIV	DECISION UPHELD ON REVIEW	45(1)(a) 45(1)(b)
03121 REFUSED ACCESS	MOAR P	MEAD J MGR, LEGAL SERVICES	DECISION UPHELD ON REVIEW	25(3)
03642 THIRD PARTY	MOAR P	SMITH C MGR, LEGAL SERVICES	DECISION UPHELD ON REVIEW	41(1) 45(1)(b) 45(1)(c) 46(1)(a)
02999 REFUSED ACCESS	MISKINIS R	LONGLAND L EXEC DIR CORP SERVICES DIV	DECISION VARIED ON REVIEW	44(1)
01/032 REFUSED ACCESS	MISKINIS R	SMITH C A/MGR, LEGAL SERVICES	DECISION UPHELD ON REVIEW	44(1)

**Appendix 1.9
Internal Review Decisions (State Government)**

PORTFOLIO/AGENCY Application Number	Decision Officer	Review Officer	Decision	Act Provision
QUEENSLAND PRINCIPAL CLUB REFUSED ACCESS	MARTIN K	HASEMANN K CHIEF EXECUTIVE OFFICER	DECISION UPHELD ON REVIEW	41(1) 42(1)(a) 43(1)

TOTAL	6			
--------------	----------	--	--	--

TRANSPORT				
DEPARTMENT OF TRANSPORT 520/1839 REFUSED ACCESS	CAMERON JM	RODIGER W J DIRECTOR (LEGAL AND LEGISLATION)	DECISION VARIED ON REVIEW	44(1)
520/1849 THIRD PARTY	CAMERON JM	RODIGER W J DIRECTOR (LEGAL AND LEGISLATION)	DECISION UPHELD ON REVIEW	
520/2056 THIRD PARTY	CAMERON JM	RODIGER W J DIRECTOR (LEGAL AND LEGISLATION)	DECISION UPHELD ON REVIEW	
520/1681 REFUSED ACCESS	HALL N	RODIGER W J DIRECTOR (LEGAL AND LEGISLATION)	DECISION UPHELD ON REVIEW	
520/1774 REFUSED ACCESS	HALL N	RODIGER W J DIRECTOR (LEGAL AND LEGISLATION)	DECISION UPHELD ON REVIEW	36(1) 41
520/1779 REFUSED ACCESS	HALL N	RODIGER W J DIRECTOR (LEGAL AND LEGISLATION)	DECISION UPHELD ON REVIEW	
520/1910 REFUSED ACCESS	HALL N	RODIGER W J DIRECTOR (LEGAL AND LEGISLATION)	DECISION UPHELD ON REVIEW	
520/1925 REFUSED ACCESS	HALL N	RODIGER W J DIRECTOR (LEGAL AND LEGISLATION)	DECISION UPHELD ON REVIEW	42(2) 43(1) 44(1)
520/1887 REFUSED ACCESS	SKRIBIC N	RODIGER W J DIRECTOR (LEGAL AND LEGISLATION)	DECISION UPHELD ON REVIEW	
520/1979 REFUSED ACCESS	SKRIBIC N	RODIGER W J DIRECTOR (LEGAL AND LEGISLATION)	DECISION VARIED ON REVIEW	

**Appendix 1.9
Internal Review Decisions (State Government)**

PORTFOLIO/AGENCY Application Number	Decision Officer	Review Officer	Decision	Act Provision
QUEENSLAND RAIL FOI.1041 REFUSED ACCESS	SCHOORL N	GOODE M GROUP GM CORP SERVICES	DECISION UPHELD ON REVIEW	44(1)
FOI.1080 REFUSED ACCESS	SCHOORL N	GOODE M GROUP GM CORP SERVICES	DECISION UPHELD ON REVIEW	
FOI.1086 REFUSED ACCESS	SCHOORL N	GOODE M GROUP GM CORP SERVICES	DECISION UPHELD ON REVIEW	40(c) 44(1)
FOI.1116 REFUSED ACCESS	MCCARTHY T	GOODE M GROUP GM CORP SERVICES	DECISION UPHELD ON REVIEW	40(c) 44(1)
DEPARTMENT OF MAIN ROADS 520/1789 THIRD PARTY	CAMERON J M	HEALEY G J A/DIRECTOR (LEGAL AND LEGISLATION)	DECISION UPHELD ON REVIEW	
520/1652 REFUSED ACCESS	MCCUSKER J	RODIGER W J DIRECTOR (LEGAL AND LEGISLATION)	DECISION UPHELD ON REVIEW	21
520/1777 REFUSED ACCESS	HALL N	RODIGER W J DIRECTOR (LEGAL AND LEGISLATION)	DECISION UPHELD ON REVIEW	
520/1804 REFUSED ACCESS	HALL N	RODIGER W J DIRECTOR (LEGAL AND LEGISLATION)	DECISION UPHELD ON REVIEW	21
TOTAL	18			
TREASURY TREASURER MAA295 ACCESS DEFERRED	NOON A	POOLE G ASSIST UNDER TREASURER	DECISION UPHELD ON REVIEW	36(1)(a) 45(1)(c)
DEPARTMENT OF THE TREASURY 130LID REFUSED ACCESS	MORRIS F	SIDDLE P SNR REVENUE OFFICER	DECISION UPHELD ON REVIEW	40(a) 40(b) 40(c) 40(d)

**Appendix 1.9
Internal Review Decisions (State Government)**

PORTFOLIO/AGENCY Application Number	Decision Officer	Review Officer	Decision	Act Provision
				41(1)
				42(1)(a)
				42(1)(b)
				42(1)(c)
				42(1)(d)
				42(1)(e)
				42(1)(f)
				42(1)(g)
				42(1)(h)
				42(1)(i)
				42(1)(j)
				43(1)
				44(1)
DEJ262 REFUSED ACCESS	SMITH F	BOND D CHIEF INFO OFFICER	DECISION UPHELD ON REVIEW	42(1)(a)
MCM279 REFUSED ACCESS	SMITH F	BOND D CHIEF INFO OFFICER	DECISION VARIED ON REVIEW	45(1)(b)
				45(1)(a)
TOTAL	4			
GRAND TOTAL	326			

Appendix 1.9
Internal Review Decisions (State Government)

Appendix 1.9
Internal Review Decisions (State Government)



**Appendix 1.10
Internal Review Decisions (State Government)**

PORTFOLIO/AGENCY Application Number	Decision Officer	Review Officer	Decision	Act Provision
BRISBANE CITY 197/2001 REFUSED ACCESS	WESENER P	ASKERN D MAN BRIS CITY LEGAL PRACT	DECISION VARIED ON REVIEW	
87/2002 REFUSED ACCESS	WESENER P	ASKERN D MAN BRIS CITY LEGAL PRACT	DECISION UPHELD ON REVIEW	
90/2002 REFUSED ACCESS	WESENER P	ASKERN D MAN BRIS CITY LEGAL PRACT	DECISION UPHELD ON REVIEW	
67/2002 REFUSED ACCESS	WESENER P	ASKERN D MAN BRIS CITY LEGAL PRACT	DECISION UPHELD ON REVIEW	
BURNETT SHIRE FOI/027 REFUSED ACCESS	EGAN M	RINEHART G CEO	DECISION UPHELD ON REVIEW	44(1)
CABOOLTURE SHIRE 10902007 REFUSED ACCESS	GARNETT A	PRINCIPAL OFFICER CEO	WITHDRAWN/DEEMED WITHDRAWN	28(2)
10902004 CHARGES & REFUSED ACCESS	GARNETT A	PRINCIPAL OFFICER CEO	DECISION UPHELD ON REVIEW	42(1)(b) 43(1)
10902006 REFUSED ACCESS	GARNETT A	PRINCIPAL OFFICER CEO	DECISION VARIED ON REVIEW	28(2) 41(1) 43(1) 45(1)(b) 45(1)(c) 46(1)(b)
CALOUNDRA CITY 190-002-001/010225 REFUSED ACCESS	WOODLEY R	STORCH G CEO	DEEMED CONFIRMED	
CROWNS NEST SHIRE 100348 REFUSED ACCESS	YOUNG A	MCEVOY D A CEO	DEEMED CONFIRMED	46(1)(b)

**Appendix 1.10
Internal Review Decisions (State Government)**

PORTFOLIO/AGENCY Application Number	Decision Officer	Review Officer	Decision	Act Provision
GOLD COAST CITY				
01/02/282 APPLICATION FEE	PRINCIPAL OFFICER	MARTENS C INTERNAL REVIEW OFFICER	DECISION UPHELD ON REVIEW	
00/01/230 REFUSED ACCESS	WEBBER B	MARTENS C INTERNAL REVIEW OFFICER	DECISION UPHELD ON REVIEW	
00/01/254 REFUSED ACCESS	WEBBER B	MARTENS C INTERNAL REVIEW OFFICER	DECISION UPHELD ON REVIEW	
00/01/257 REFUSED ACCESS	WEBBER B	MARTENS C INTERNAL REVIEW OFFICER	DECISION UPHELD ON REVIEW	
00/01/316 REFUSED ACCESS	WEBBER B	MARTENS C INTERNAL REVIEW OFFICER	DECISION UPHELD ON REVIEW	
00/01/304 REFUSED ACCESS	WEBBER B	MARTENS C INTERNAL REVIEW OFFICER	DECISION UPHELD ON REVIEW	42(1)(b)
00/01/298 REFUSED ACCESS	WEBBER B	MARTENS C INTERNAL REVIEW OFFICER	DECISION UPHELD ON REVIEW	45(1)(b) 45(3) 46(1)(a) 42(1)(b)
00/01/258 REFUSED ACCESS	WEBBER B	MARTENS C INTERNAL REVIEW OFFICER	DECISION UPHELD ON REVIEW	
00/01/246 REFUSED ACCESS	WEBBER B	MARTENS C INTERNAL REVIEW OFFICER	DECISION UPHELD ON REVIEW	43(1)
01/02/224 REFUSED ACCESS	WEBBER B	MARTENS C INTERNAL REVIEW OFFICER	DECISION UPHELD ON REVIEW	
01/02/229 REFUSED ACCESS	WEBBER B	MARTENS C INTERNAL REVIEW OFFICER	DECISION UPHELD ON REVIEW	
01/02/230 REFUSED ACCESS	WEBBER B	MARTENS C INTERNAL REVIEW OFFICER	DECISION UPHELD ON REVIEW	
HINCHINBROOK SHIRE				
1/2001/2002 REFUSED ACCESS	HARVEY A	HARVEY A CEO	DECISION VARIED ON REVIEW	44(1)

**Appendix 1.10
Internal Review Decisions (State Government)**

PORTFOLIO/AGENCY Application Number	Decision Officer	Review Officer	Decision	Act Provision
JOHNSTON SHIRE F.10/2001-7 REFUSED ACCESS	WILTON S	ROBERTS P GENERAL MANAGER	DECISION UPHELD	
MAROOCHY SHIRE FOI166 REFUSED ACCESS	BUNTER C	PRINCIPAL OFFICER CEO	DEEMED CONFIRMED	22(a)
FOI168 REFUSED ACCESS	BUNTER C	PRINCIPAL OFFICER CEO	DECISION VARIED ON REVIEW	25(2)
FOI205 REFUSED ACCESS	EHSMAN G	PRINCIPAL OFFICER CEO	DECISION VARIED ON REVIEW	29(2)
FOI150 REFUSED ACCESS	THIELE J	PRINCIPAL OFFICER CEO	DECISION VARIED ON REVIEW	42(1)(b) 42(1)(e) 42(1)(h) 44(1) 46(1)(a) 46(1)(b)
FOI186 REFUSED ACCESS	THIELE J	PRINCIPAL OFFICER CEO	DECISION UPHELD ON REVIEW	42(1)(a) 42(1)(b) 42(1)(h)
FOI180	THIELE J	PRINCIPAL OFFICER	DECISION VARIED ON REVIEW	42(1)(a) 42(1)(b) 42(1)(c) 42(1)(e) 43(1) 46(1)(b)
FOI160 REFUSED ACCESS	THIELE J	PRINCIPAL OFFICER CEO	DEEMED CONFIRMED	42(1)(a) 42(1)(e)
FOI153 REFUSED ACCESS	THIELE J	PRINCIPAL OFFICER CEO	DECISION VARIED ON REVIEW	42(1)(a) 42(1)(e)
FOI198 THIRD PARTY	THIELE J	PRINCIPAL OFFICER CEO	DECISION UPHELD ON REVIEW	42(1)(b)

**Appendix 1.10
Internal Review Decisions (State Government)**

PORTFOLIO/AGENCY Application Number	Decision Officer	Review Officer	Decision	Act Provision
MARYBOROUGH CITY 01/02 INSUFFICIENCY OF SEARCH	COCHRANE P	GORRIE NE CEO	DECISION UPHELD ON REVIEW	52(6)
03/02 REFUSED ACCESS	COCHRANE P	DIR OF CORP & COMM SERVICES CEO	DECISION UPHELD ON REVIEW	44(1)
MIRIAM VALE SHIRE FOI3/2000/01 REFUSED ACCESS	MCKENZIE C	NIXON J CEO	DECISION UPHELD ON REVIEW	45(c) 46(1)
FOI4/2000/01 REFUSED ACCESS	MCKENZIE C	NIXON J CEO	DECISION UPHELD ON REVIEW	28(2)
MURGON SHIRE AD 16/2-2001/2 REFUSED ACCESS	REWALD K	CARRUTHERS R CEO	DECISION UPHELD ON REVIEW	44
NEBO SHIRE REFUSED ACCESS	MOFFATT R	MOFFATT R CEO	DECISION VARIED ON REVIEW	28(2)(B)1
REDLAND SHIRE 130/002/075 THIRD PARTY	MEYERS G	SMITH P PRINCIPAL INTERNAL REVIEW OFFICER	DECISION UPHELD ON REVIEW	41(1)(a)(i)(ii)
130/002/109 REFUSED ACCESS	MEYERS G	JENSEN G PRINCIPAL INTERNAL REVIEW OFFICER	DECISION UPHELD ON REVIEW	45(1)(b) 45(1)(c)
ROCKHAMPTON CITY FOI01/13 THIRD PARTY	HOLDEN I	STEVENSON G CEO	DECISION VARIED ON REVIEW	41 43 45
FOI02/6	WILLIAMS J	HOLDEN I	DECISION UPHELD ON REIVEW	46(1)(a)

Appendix 1.10
Internal Review Decisions (State Government)
 INFO SERVICE MANAGER

REFUSED ACCESS

46(1)(b)

PORTFOLIO/AGENCY

Decision Officer

Review Officer

Decision

**Act
Provision**

Application Number

FOI02/9
THIRD PARTY

WILLIAMS J

HOLDEN I
INFO SERVICE MANAGER

DECISION VARIED ON REVIEW

44(1)
42(1)(g)

TOWNSVILLE CITY
S010238/2001-18
REFUSED ACCESS

ANDERSON G

ASKERN P
A/CEO

DECISION VARIED ON REVIEW

29C(1)

GRAND TOTAL

45

Appendix 1.11
Fees and Charges notified and collected (State Government)

PORTFOLIO/AGENCY	Fees \$	Deposits Notified \$	Deposits Collected \$	Charges Notified \$	Charges Collected \$	Total Collected \$
CORRECTIVE SERVICES						
DEPARTMENT OF CORRECTIVE SERVICES	651.00	0.00	0.00	491.80	413.90	1,064.90
PORTFOLIO TOTAL	651.00	0.00	0.00	491.80	413.90	1,064.90
CRIME & MISCONDUCT COMMISSION						
CRIME & MISCONDUCT COMMISSION	341.00	0.00	0.00	363.00	363.00	704.00
PORTFOLIO TOTAL	341.00	0.00	0.00	363.00	363.00	704.00
DATSIP & DISABILITY SERVICES						
DEPT OF ABORIGINAL & TORRES STRAIT ISLANDER POLICY	186.00	0.00	0.00	90.60	90.60	276.60
DISABILITY SERVICES QUEENSLAND	248.00	0.00	0.00	154.00	154.00	402.00
PORTFOLIO TOTAL	434.00	0.00	0.00	244.60	244.60	678.60
EDUCATION						
DEPARTMENT OF EDUCATION	1,050.00	52.00	0.00	4,134.00	199.00	1,249.00
BOARD OF TEACHER REGISTRATION	0.00	0.00	0.00	0.00	0.00	0.00
QUEENSLAND BOARD OF SENIOR SECONDARY SCHOOL	0.00	0.00	0.00	0.00	0.00	0.00
CENTRAL QUEENSLAND UNIVERSITY	31.00	0.00	0.00	0.00	0.00	31.00
GRIFFITH UNIVERSITY	0.00	0.00	0.00	0.00	0.00	0.00
JAMES COOK UNIVERSITY	62.00	0.00	0.00	0.00	166.00	228.00
QUEENSLAND SCHOOL CURRICULUM COUNCIL	0.00	0.00	0.00	0.00	0.00	0.00
QUEENSLAND TERTIARY EDUCATION FOUNDATION	0.00	0.00	0.00	0.00	0.00	0.00
QUEENSLAND UNIVERSITY OF TECHNOLOGY	124.00	32.70	35.20	96.40	96.40	255.60
TERTIARY ENTRANCE PROCEDURES AUTHORITY	0.00	0.00	0.00	0.00	0.00	0.00
UNIVERSITY OF SOUTHERN QUEENSLAND	0.00	0.00	0.00	0.00	0.00	0.00
UNIVERSITY OF THE SUNSHINE COAST	0.00	0.00	0.00	0.00	0.00	0.00
UNIVERSITY OF QUEENSLAND	93.00	0.00	0.00	50.00	50.00	143.00
PORTFOLIO TOTAL	1,360.00	84.70	35.20	4,280.40	511.40	1,906.60

Appendix 1.11
Fees and Charges notified and collected (State Government)

PORTFOLIO/AGENCY	Fees \$	Deposits Notified \$	Deposits Collected \$	Charges Notified \$	Charges Collected \$	Total Collected \$
EMERGENCY SERVICES						
DEPARTMENT OF EMERGENCY SERVICES	4,210.00	0.00	0.00	547.70	489.70	4,699.70
QUEENSLAND AMBULANCE SERVICE	1,351.50	0.00	0.00	315.00	292.00	1,643.50
QUEENSLAND FIRE AND RESCUE AUTHORITY	1,989.80	0.00	0.00	364.50	260.25	2,250.05
PORTFOLIO TOTAL	7,551.30	0.00	0.00	1,227.20	1,041.95	8,593.25
EMPLOYMENT, TRAINING AND ARTS						
DEPARTMENT EMPLOYMENT AND TRAINING	1,303.00	0.00	0.00	2,615.60	2,615.60	3,918.60
ARTS QUEENSLAND	31.00	0.00	0.00	3.50	0.00	31.00
PORTFOLIO TOTAL	1,334.00	0.00	0.00	2,619.10	2,615.60	3,949.60
ENVIRONMENT						
ENVIRONMENTAL PROTECTION AGENCY	3,410.00	0.00	0.00	7,690.40	7,690.40	11,100.40
BEACH PROTECTION AUTHORITY	217.00	0.00	0.00	342.50	342.50	559.50
PORTFOLIO TOTAL	3,627.00	0.00	0.00	8,032.90	8,032.90	11,659.90
FAMILIES						
DEPARTMENT OF FAMILIES	872.00	0.00	0.00	240.50	240.50	1,112.50
PORTFOLIO TOTAL	872.00	0.00	0.00	240.50	240.50	1,112.50
HEALTH						
DEPARTMENT OF HEALTH, CORPORATE OFFICE	2,170.00	618.75	618.75	4,953.90	2,155.30	4,944.05
BAYSIDE HSD	93.00	0.00	0.00	246.50	70.50	163.50
BOWEN HSD	31.00	0.00	0.00	2.60	2.60	33.60
BUNDABERG HSD	341.00	0.00	0.00	185.60	142.90	483.90
CAIRNS HSD	93.00	0.00	0.00	29.34	14.85	107.85
CENTRAL HIGHLANDS HSD	31.00	0.00	0.00	2.20	2.20	33.20
CENTRAL WEST HSD	31.00	0.00	0.00	225.00	55.00	86.00
CHARTERS TOWERS HSD	31.00	0.00	0.00	10.40	10.40	41.40
FRASER COAST HSD	558.00	0.00	0.00	365.90	365.90	923.90
GOLD COAST HSD	1,203.00	0.00	0.00	2,022.70	1,778.10	2,981.10
INNISFAIL HSD	93.00	0.00	0.00	0.00	0.00	93.00

Appendix 1.11
Fees and Charges notified and collected (State Government)

PORTFOLIO/AGENCY	Fees \$	Deposits Notified \$	Deposits Collected \$	Charges Notified \$	Charges Collected \$	Total Collected \$
LOGAN-BEAUDESERT HSD	183.00	0.00	0.00	45.80	45.80	228.80
MACKAY HSD	372.00	50.20	0.00	206.20	202.20	574.20
MORANBAH HSD	31.00	0.00	0.00	0.00	0.00	31.00
MOUNT ISA HSD	155.00	0.00	0.00	0.00	0.00	155.00
NORTH BURNETT HSD	62.00	0.00	0.00	0.00	0.00	62.00
NORTHERN DOWNS HSD	31.00	0.00	0.00	0.00	0.00	31.00
PRINCE CHARLES HOSPITAL HSD	341.00	0.00	0.00	940.50	97.50	438.50
PRINCESS ALEXANDRA HOSPITAL HSD	713.00	26.00	0.00	307.60	95.20	808.20
QEII HOSPITAL HSD	155.00	0.00	0.00	295.90	234.40	389.40
REDCLIFFE-CABOOLTURE HSD	341.00	0.00	0.00	417.55	417.55	758.55
ROCKHAMPTON HSD	217.00	9.55	0.00	131.30	119.30	336.30
ROYAL BRISBANE HOSPITAL HSD	1,116.00	0.00	0.00	3,058.25	3,058.25	4,174.25
ROYAL CHILDREN'S HOSPITAL HSD	124.00	0.00	0.00	168.50	78.10	202.10
ROYAL WOMEN'S HOSPITAL HSD	31.00	0.00	0.00	0.00	0.60	31.60
SOUTH BURNETT HSD	62.00	0.00	0.00	3.50	3.50	65.50
SUNSHINE COAST HSD	279.00	0.00	0.00	81.50	53.00	332.00
TABLELANDS HSD	31.00	0.00	0.00	0.00	0.00	31.00
TOOWOOMBA HSD	465.00	0.00	0.00	920.70	122.40	587.40
TOWNSVILLE HSD	279.00	0.00	0.00	211.50	211.50	490.50
WEST MORETON HSD	744.00	0.00	0.00	937.90	862.70	1,606.70
HEALTH PRACTITIONER REGISTRATION BOARDS	341.00	243.00	243.00	951.50	951.50	1,535.50
HEALTH RIGHTS COMMISSION	217.00	0.00	0.00	223.70	223.70	440.70
PATIENT REVIEW TRIBUNAL	31.00	0.00	0.00	0.00	0.00	31.00
QUEENSLAND NURSING COUNCIL	186.00	0.00	0.00	210.00	0.00	186.00
PORTFOLIO TOTAL	11,182.00	947.50	861.75	17,156.04	11,374.95	23,418.70
INNOVATION, INFORMATION ECONOMY, RECREATION AND SPORT						
DIIESRQ	310.00	0.00	0.00	0.00	0.00	310.00
PORTFOLIO TOTAL	310.00	0.00	0.00	0.00	0.00	310.00

Appendix 1.11
Fees and Charges notified and collected (State Government)

PORTFOLIO/AGENCY	Fees \$	Deposits Notified \$	Deposits Collected \$	Charges Notified \$	Charges Collected \$	Total Collected \$
INDUSTRIAL RELATIONS						
DEPT OF INDUSTRIAL RELATIONS	17,354.00	135.00	135.00	20,611.60	20,611.60	38,100.60
QLEAVE	93.00	0.00	0.00	83.00	83.00	176.00
WORKCOVER QUEENSLAND	6,809.00	0.00	0.00	11,597.00	11,597.00	18,406.00
PORTFOLIO TOTAL	24,256.00	135.00	135.00	32,291.60	32,291.60	56,682.60
JUSTICE AND ATTORNEY-GENERAL						
DEPT OF JUSTICE & ATTORNEY-GENERAL	3,038.00	80.00	1,220.15	0.00	0.00	4,338.15
PUBLIC TRUST OFFICE	217.00	30.00	30.00	710.00	0.00	247.00
LEGAL AID QUEENSLAND	124.00	0.00	0.00	0.00	0.00	124.00
ELECTORAL COMMISSION QUEENSLAND	31.00	0.00	0.00	62.50	62.50	93.50
OFFICE OF THE ADULT GUARDIAN	0.00	0.00	0.00	0.00	0.00	0.00
GUARDIANSHIP & ADMINISTRATION TRIBUNAL	62.00	0.00	0.00	0.00	0.00	62.00
ANTI-DISCRIMINATION COMMISSION QLD	31.00	0.00	0.00	0.00	0.00	31.00
ANTI-DISCRIMINATION TRIBUNAL QLD	0.00	0.00	0.00	0.00	0.00	0.00
PORTFOLIO TOTAL	3,503.00	110.00	1,250.15	772.50	62.50	4,815.65
LOCAL GOVERNMENT & PLANNING						
DEPT LOCAL GOVERNMENT & PLANNING	403.00	0.00	0.00	384.10	274.20	677.20
PORTFOLIO TOTAL	403.00	0.00	0.00	384.10	274.20	677.20
NATURAL RESOURCES & MINES						
DEPT OF NATURAL RESOURCES AND MINES	6,932.00	0.00	444.00	5,076.10	9,929.40	17,305.40
VALUERS REGISTRATION BOARD	31.00	0.00	0.00	0.00	0.00	31.00
SOUTH BURDEKIN WATER BOARD	31.00	0.00	0.00	70.20	70.20	101.20
PORTFOLIO TOTAL	6,994.00	0.00	444.00	5,146.30	9,999.60	17,437.60
POLICE						
QUEENSLAND POLICE SERVICE	23,909.00	340.00	95.00	7,692.60	4,733.20	28,737.20
PORTFOLIO TOTAL	23,909.00	340.00	95.00	7,692.60	4,733.20	28,737.20

Appendix 1.11
Fees and Charges notified and collected (State Government)

PORTFOLIO/AGENCY	Fees \$	Deposits Notified \$	Deposits Collected \$	Charges Notified \$	Charges Collected \$	Total Collected \$
PREMIER AND CABINET						
OFFICE OF THE PREMIER	62.00	0.00	0.00	7.50	5.00	67.00
DEPARTMENT OF THE PREMIER AND CABINET	1,085.00	178.00	0.00	2,884.20	1,366.90	2,451.90
SOUTH BANK CORPORATION	93.00	0.00	0.00	1,372.00	12.00	105.00
QUEENSLAND OMBUDSMAN	62.00	0.00	0.00	0.00	0.00	62.00
PORTFOLIO TOTAL	1,302.00	178.00	0.00	4,263.70	1,383.90	2,685.90
PRIMARY INDUSTRIES						
MINISTER FOR PRIMARY INDUSTRIES	0.00	0.00	0.00	7.00	0.00	0.00
DEPARTMENT OF PRIMARY INDUSTRIES	2,385.00	542.60	1,935.70	0.00	0.00	4,320.70
AGRI CHEM DISTRIBUTION CONTROL BOARD	186.00	0.00	0.00	327.70	327.70	513.70
SAFE FOOD	0.00	0.00	0.00	0.00	0.00	0.00
QUEENSLAND DAIRY AUTHORITY	0.00	0.00	0.00	0.00	0.00	0.00
PORTFOLIO TOTAL	2,571.00	542.60	1,935.70	334.70	327.70	4,834.40
PUBLIC WORKS AND HOUSING						
DEPARTMENT OF PUBLIC WORKS	496.00	204.00	204.00	596.80	363.80	1,063.80
BOARD OF PROFESSIONAL ENGINEERS	155.00	0.00	0.00	260.20	260.20	415.20
BOARD OF ARCHITECTS	31.00	0.00	0.00	0.00	0.00	31.00
DEPARTMENT OF HOUSING	248.00	0.00	0.00	76.70	76.70	324.70
BUILDING SERVICES AUTHORITY	1,054.00	0.00	0.00	700.50	700.50	1,754.50
RESIDENTIAL TENANCIES AUTHORITY	62.00	0.00	0.00	0.00	0.00	62.00
PORTFOLIO TOTAL	2,046.00	204.00	204.00	1,634.20	1,401.20	3,651.20
STATE DEVELOPMENT						
MINISTER FOR STATE DEVELOPMENT	31.00	0.00	0.00	0.00	0.00	31.00
DEPARTMENT OF STATE DEVELOPMENT	744.00	258.75	15.00	1,876.60	766.40	1,525.40
PORTFOLIO TOTAL	775.00	258.75	15.00	1,876.60	766.40	1,556.40

Appendix 1.11
Fees and Charges notified and collected (State Government)

PORTFOLIO/AGENCY	Fees \$	Deposits Notified \$	Deposits Collected \$	Charges Notified \$	Charges Collected \$	Total Collected \$
TOURISM, RACING & FAIR TRADING						
DEPT OF TOURISM, RACING AND FAIR TRADING	1,394.00	1,224.18	284.75	6,129.95	1,608.70	3,287.45
TOURISM QUEENLSND	31.00	0.00	0.00	0.00	0.00	31.00
QUEENSLAND BUILDING TRIBUNAL	62.00	0.00	0.00	0.00	0.00	62.00
QUEENSLAND HARNESS RACING BOARD	62.00	0.00	0.00	0.00	0.00	62.00
QUEENSLAND PRINCIPAL CLUB (QPC)	62.00	0.00	0.00	0.00	0.00	62.00
QUEENSLAND THOROUGHBRED RACING BOARD	31.00	0.00	0.00	8.00	8.00	39.00
PORTFOLIO TOTAL	1,642.00	1,224.18	284.75	6,137.95	1,616.70	3,543.45
TRANSPORT						
DEPARTMENT OF TRANSPORT	7,501.80	1,085.30	770.45	6,301.75	4,473.30	12,745.55
QUEENSLAND RAIL	1,054.00	0.00	146.20	73.50	0.00	1,200.20
DEPARTMENT OF MAIN ROADS	2,446.00	1,117.25	887.50	7,820.10	5,128.70	8,462.20
TOWNSVILLE PORT AUTHORITY	31.00	0.00	0.00	68.20	68.20	99.20
ROCKHAMPTON PORT AUTHORITY	31.00	0.00	0.00	0.00	0.00	31.00
PORT OF BRISBANE CORPORATION	62.00	0.00	0.00	0.00	0.00	62.00
PORTFOLIO TOTAL	11,125.80	2,202.55	1,804.15	14,263.55	9,670.20	22,600.15
TREASURY						
TREASURER	31.00	0.00	0.00	0.00	0.00	31.00
DEPARTMENT OF THE TREASURY	1,054.00	215.00	215.00	860.00	1,901.20	3,170.20
BOARD OF TRUSTEES PUBLIC SUPER FUND	31.00	0.00	0.00	0.00	2.00	33.00
PORTFOLIO TOTAL	1,116.00	215.00	215.00	860.00	1,903.20	3,234.20
GRAND TOTAL	107,305.10	6,442.28	7,279.70	110,313.34	89,269.20	203,854.00

**Appendix 1.12
Fees and Charges notified and collected (Local Government)**

PORTFOLIO/AGENCY	Fees \$	Deposits Notified \$	Deposits Collected \$	Charges Notified \$	Charges Collected \$	Total Collected \$
BALONNE SHIRE	120.00	0.00	0.00	17.40	17.40	137.40
BEAUDESERT SHIRE	465.00	0.00	0.00	818.50	206.50	671.50
BLACKALL SHIRE	31.00	0.00	0.00	0.00	0.00	31.00
BOONAH SHIRE	31.00	0.00	0.00	0.00	0.00	31.00
BOWEN SHIRE	93.00	0.00	0.00	4.40	0.00	93.00
BRISBANE CITY	5,786.00	0.00	0.00	819.90	0.00	5,786.00
BROADSOUND SHIRE	62.00	0.00	0.00	142.20	142.20	204.20
BUNDABERG CITY	31.00	0.00	0.00	0.00	0.00	31.00
BURDEKIN SHIRE	62.00	0.00	0.00	181.40	181.40	243.40
BURNETT SHIRE	240.00	0.00	0.00	242.38	2.38	242.38
CABOOLTURE SHIRE	589.00	407.50	232.50	2,263.90	1,226.40	2,047.90
CAIRNS CITY	837.00	0.00	0.00	0.00	0.00	837.00
CALLIOPE SHIRE	0.00	0.00	0.00	0.00	0.00	0.00
CALOUNDRA CITY	992.00	0.00	0.00	477.50	431.00	1,423.00
CAMBOOYA SHIRE	62.00	0.00	0.00	14.43	14.43	76.43
CARDWELL SHIRE	31.00	0.00	0.00	19.50	19.50	50.50
CARPENTARIA SHIRE	62.00	0.00	0.00	0.00	2.00	64.00
CHARTERS TOWERS	588.20	30.00	30.00	0.00	0.00	618.20
CHINCHILLA SHIRE	93.00	0.00	0.00	0.00	0.00	93.00
CLIFTON SHIRE	0.00	0.00	0.00	1.50	1.50	1.50
CLONCURRY SHIRE	62.00	0.00	0.00	65.35	65.35	127.35
COOK SHIRE	0.00	0.00	0.00	0.00	0.00	0.00
COOLOOLA SHIRE	217.00	0.00	0.00	153.00	152.00	369.00
CROWS NEST SHIRE	31.00	0.00	0.00	0.00	0.00	31.00
DALBY TOWN	62.00	0.00	0.00	122.00	122.00	184.00
DIAMANTINA SHIRE	0.00	0.00	0.00	0.00	0.00	0.00
DOUGLAS SHIRE	186.00	0.00	0.00	0.00	0.00	186.00
EACHAM SHIRE	31.00	22.50	0.00	90.00	75.00	106.00
ESK SHIRE	248.00	0.00	0.00	140.00	132.50	380.50
FITZROY SHIRE	93.00	0.00	0.00	2.20	0.00	93.00
FLINDERS SHIRE	31.00	0.00	0.00	0.00	0.00	31.00
GATTON SHIRE	93.00	0.00	0.00	0.00	12.50	105.50
GLADSTONE CITY	155.00	107.00	0.00	428.00	0.00	155.00

Appendix 1.12
Fees and Charges notified and collected (Local Government)

PORTFOLIO/AGENCY	Fees \$	Deposits Notified \$	Deposits Collected \$	Charges Notified \$	Charges Collected \$	Total Collected \$
GOLD COAST CITY	6,240.00	0.00	0.00	4,334.60	979.50	7,219.50
HERBERTON SHIRE	124.00	0.00	0.00	206.00	206.00	330.00
HERVEY BAY CITY	248.00	0.00	0.00	326.80	326.80	574.80
HINCHINBROOK SHIRE	31.00	0.00	0.00	0.00	0.00	31.00
IPSWICH CITY	806.00	0.00	0.00	1,950.60	1,400.50	2,206.50
ISIS SHIRE	93.00	0.00	0.00	380.00	200.00	293.00
JOHNSTONE SHIRE	124.00	0.00	0.00	0.00	0.00	124.00
KILKIVAN SHIRE	341	52.55	0	496.7	496.7	837.70
KINGAROY SHIRE	62.00	0.00	0.00	29.50	0.00	62.00
KOLAN SHIRE	0.00	0.00	0.00	0.00	0.00	0.00
LAIDLEY SHIRE	31.00	0.00	0.00	0.00	0.00	31.00
LIVINGSTONE SHIRE	124.00	0.00	0.00	290.00	290.00	414.00
LOGAN CITY	1,302.00	38.00	38.00	1,385.20	1,186.20	2,526.20
MACKAY CITY	181.00	0.00	0.00	21.50	21.50	202.50
MAREEBA SHIRE	341.00	52.55	0.00	496.70	496.70	837.70
MAROOCHY SHIRE	1,857.00	245.00	10.00	2,393.55	2,097.35	3,964.35
MARYBOROUGH CITY	186.00	0.00	0.00	107.00	107.00	293.00
MIRIAM VALE SHIRE	124.00	0.00	0.00	78.85	8.25	132.25
MT ISA CITY	93.00	0.00	0.00	23.00	23.00	116.00
MURGON SHIRE	93.00	0.00	0.00	9.00	9.00	102.00
MURILLA SHIRE	93.00	0.00	0.00	0.00	0.00	93.00
MURWEH SHIRE	0.00	0.00	0.00	40.00	40.00	40.00
NANANGO SHIRE	0.00	0.00	0.00	0.00	0.00	0.00
NOOSA SHIRE	712.00	0.00	0.00	527.35	527.35	1,239.35
PAROO SHIRE	0.00	0.00	0.00	0.00	0.00	0.00
PEAK DOWNS SHIRE	0.00	0.00	0.00	0.00	0.00	0.00
PERRY SHIRE	0.00	0.00	0.00	0.00	0.00	0.00
PINE RIVERS SHIRE	372.00	215.00	215.00	860.00	860.00	1,447.00
REDCLIFFE CITY	546.00	0.00	0.00	168.30	151.50	697.50
REDLAND SHIRE	1,054.00	0.00	0.00	853.50	853.50	1,907.50
ROCKHAMPTON CITY	527.00	624.10	183.20	262.60	262.60	972.80
ROMA TOWN	31.00	0.00	0.00	0.00	0.00	31.00
ROSALIE SHIRE	0.00	0.00	0.00	0.00	0.00	0.00
SARINA SHIRE	31.00	0.00	0.00	2.75	2.75	33.75

Appendix 1.12
Fees and Charges notified and collected (Local Government)

PORTFOLIO/AGENCY	Fees \$	Deposits Notified \$	Deposits Collected \$	Charges Notified \$	Charges Collected \$	Total Collected \$
STANTHORPE SHIRE	63.00	0.00	0.00	0.00	0.00	63.00
TARA SHIRE	0.00	0.00	0.00	0.00	0.00	0.00
TAROOM SHIRE	0.00	0.00	0.00	0.00	0.00	0.00
THURINGOWA CITY	93.00	0.00	0.00	240.00	240.00	333.00
TIARO SHIRE	62.00	0.00	0.00	0.00	1.60	63.60
TOOWOOMBA CITY	589.00	0.00	0.00	0.00	585.45	1,174.45
TOWNSVILLE CITY	961.00	0.00	0.00	928.70	928.70	1,889.70
WAMBO SHIRE	107.00	0.00	0.00	0.00	0.00	107.00
WAROO SHIRE	31.00	0.00	0.00	0.00	0.00	31.00
WARWICK CITY	155.00	0.00	0.00	56.60	56.60	211.60
WHITSUNDAY SHIRE	120.00	0.00	0.00	0.00	0.00	120.00
WOOCOO SHIRE	31.00	0.00	0.00	5.00	5.00	36.00
GRAND TOTAL	29,363.20	1,794.20	708.70	22,477.36	15,167.61	45,239.51