

Minister's introduction

This is the 16th annual report to the Queensland Parliament on the operation of the *Freedom of Information Act 1992* (Qld) (the Act). The object of this Act is to extend as far as possible the right of the community to have access to information held by Queensland government.

The Freedom of Information Annual Report 2007-08 gives an overview of Freedom of Information activities across both state and local government in Queensland.

A total of 13,320 Freedom of Information applications were received by state and local government agencies during the 2007-08 year, which is an increase of 9.4 per cent from the previous year.

In 2007-08 full or partial access was granted to 86 per cent of documents requested.

Democracy is strengthened by transparency. That's why, in the years ahead, we will continue to empower Queenslanders to access information held by government and support the right to information. We are determined to be the most open and accountable government in Australia.

I am pleased to present the Freedom of Information Annual Report 2007-08 to parliament.



A handwritten signature in black ink, appearing to read 'Cameron Dick'.

The Hon. Cameron Dick MP

Attorney-General and Minister for
Industrial Relations

Table of contents

Minister's introduction	1	Key initiatives	12
Activity under the <i>Freedom of Information Act 1992</i>	3	Other efforts in administering the act	13
Introduction	3	Appendices 1.1–1.14	13
Overview 2007-08	4	Tables	13
Highest rate of applications	6	Appendices	14
Access rates	8	1.1: Number of access applications (state government)	14
Amendment applications	9	1.2: Number of access applications (local government)	19
Fees and charges	9	1.3: Number of amendment applications and internal reviews on amendment applications (state government)	22
Report on the operation of the Act	10	1.4: Number of amendment applications and internal reviews on amendment applications (local government)	23
Section 108 report to Legislative Assembly by agencies and ministers	10	1.5: Types of FOI applications (state government)	24
The appendices to the report	10	1.6: Types of FOI applications (local government)	29
Difficulties encountered—s.108(2)	10	1.7: Action taken on documents (state government)	31
Number of applications—s.108(4)(a)	10	1.8: Action taken on documents (local government)	52
Preliminary and final assessment notices—s.108(4)(b)	11	1.9: Internal review decisions (state government)	58
Decisions not to give access—s.108(4)(c)	11	1.10: Internal review decisions (local government)	67
Action taken on documents considered	11	1.11: Fees and charges collected (state government)	68
Internal review applications under ss.52 and 60—s.108(4)(d)	11	1.12: Fees and charges collected (local government)	73
Applications for amendment of information—ss.108(4)(e)(f)	11	1.13: Number of Preliminary Assessment Notices (PANs) and Final Assessment Notices (FANs) issued (state government)	76
Statement of affairs and notices received—s.108(4)(g)	11	1.14: Number of Preliminary Assessment Notices (PANs) and Final Assessment Notices (FANs) issued (local government)	80
Disciplinary action—s.108(4)(h)	11		
Fees and charges collected by agencies—s.108(4)(j)	11		
Efforts in administering the Act—s.108(4)(i)	12		
Legislative changes	12		

Activity under the *Freedom of Information Act 1992*

Introduction

The Freedom of Information Act 1992 (Qld) (the Act) gives people a right to access, subject to limited exemptions and exceptions, or amend documents held by ministers, state government departments, local government and public authorities.

Under s.108 of the Act, the minister responsible for administering the Act is required to prepare a report on the operation of the Act and table the report in parliament. Here is the report for the year 2007-08.

Underpinning Freedom of Information (FOI) is the right of access to information making government more open, accountable and participatory. The Act also acknowledges that individual citizens require access to

the information recorded by government concerning their personal affairs and provides the means to ensure that such information is accurate and up-to-date.

These principles are qualified by a recognition that certain information should not be accessible under the Act. The Act recognises that essential public and private interests would suffer if there was an unrestricted public right to access all classes of information.

The Freedom of Information Annual Report 2007-08 is the 16th prepared under s.108 since the commencement of the Act in 1992. All agencies subject to the Act have provided information about their FOI operations for inclusion in this report.

A note on the personal/non-personal classification

FOI applications are classified as either 'personal' or 'non-personal'. Any application for a document that does not concern the applicant's personal affairs is a 'non-personal' application. Non-personal applications are subject to a mandatory application fee and processing charges where applicable.

Overview 2007-08

During the 2007-08 reporting period, a total of 13,320 applications (6,949 personal and 6,371 non-personal) were received. This is 1,141 more than the previous year, which is an increase of 9 per cent. State government agencies received 12,183 applications (6,728 personal and 5,455 non-personal) and the local government sector received 1,137 applications (221 personal and 916 non-personal).

Table 1

Shows the number and percentage of personal and non-personal applications for the period 2007-08 for state government and local government.

Table 1: Applications for the period 2007-08

2007-2008	Personal		Non-personal		Total
	no. of applications	%	no. of applications	%	no. of applications
State government	6,728	55	5,455	45	12,183
Local government	221	19	916	81	1,137
Total	6,949		6,371		13,320

Figure 1
State government access applications

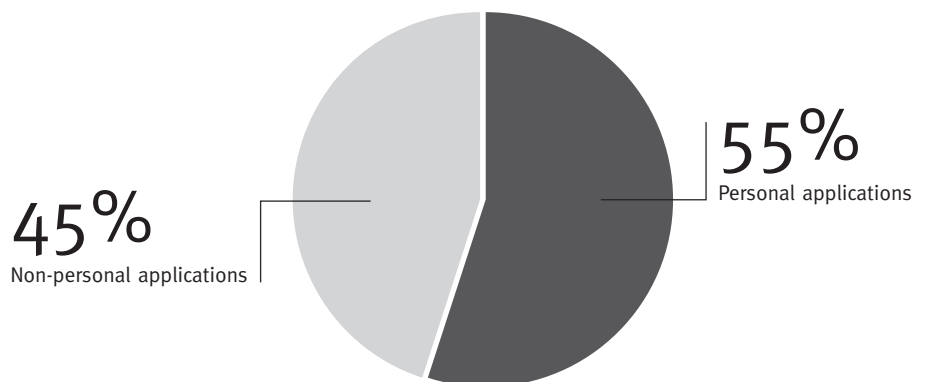


Figure 2
Local government access applications

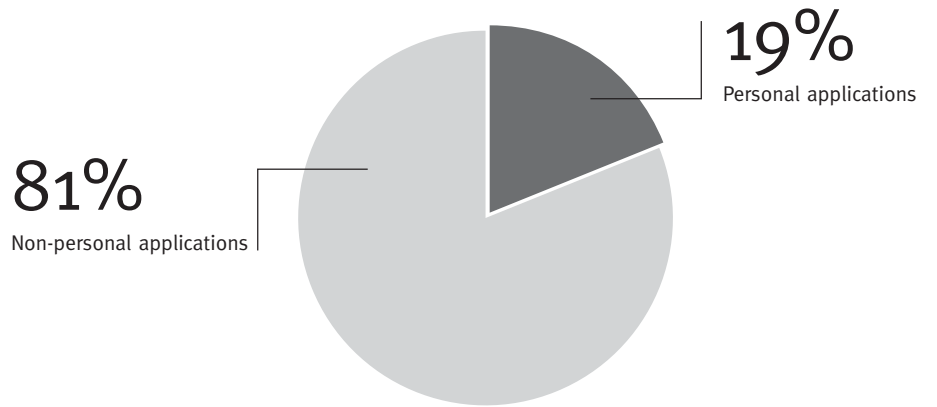
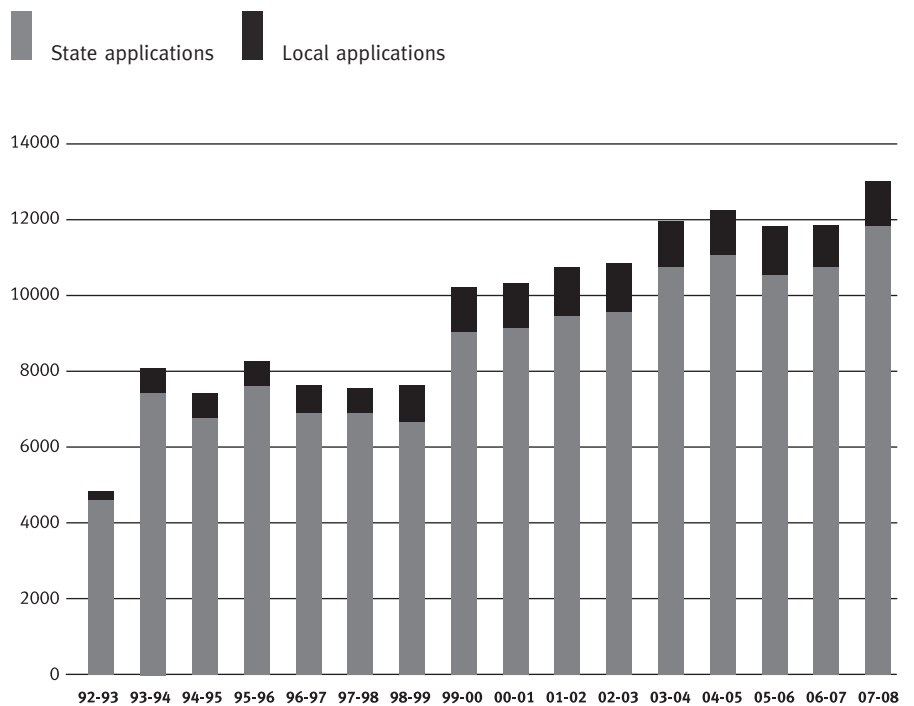


Figure 3
Yearly comparison of access applications



Highest rate of applications

The Health portfolio received 3,127 applications in 2007-08, the highest number received by any portfolio in the Queensland Government. This was an increase of 7.5 per cent on the number of applications the portfolio received in 2006-07.

Table 2

Lists all of the agencies which reported an increase in the number of applications received over the previous year.

Table 2: Increase in applications over previous year

Portfolio	No. of applications 2007-08	No. of applications 2006-07	% increase over previous year
Health	3,127	2,908	8%
Employment and Industrial Relations	1,334	1,245	7%
Child Safety	1,178	687	72%
Transport	732	665	10%
Emergency Services	364	347	5%
Justice and Attorney-General	301	246	22%
Public Works and Housing	262	214	22%
Communities and Disability Services Queensland	225	58	288%
Natural Resources and Water	215	177	22%
Mines and Energy	194	117	66%
Environmental Protection Agency	104	99	6%
Queensland Treasury	90	77	17%
Premier and Cabinet	88	42	110%

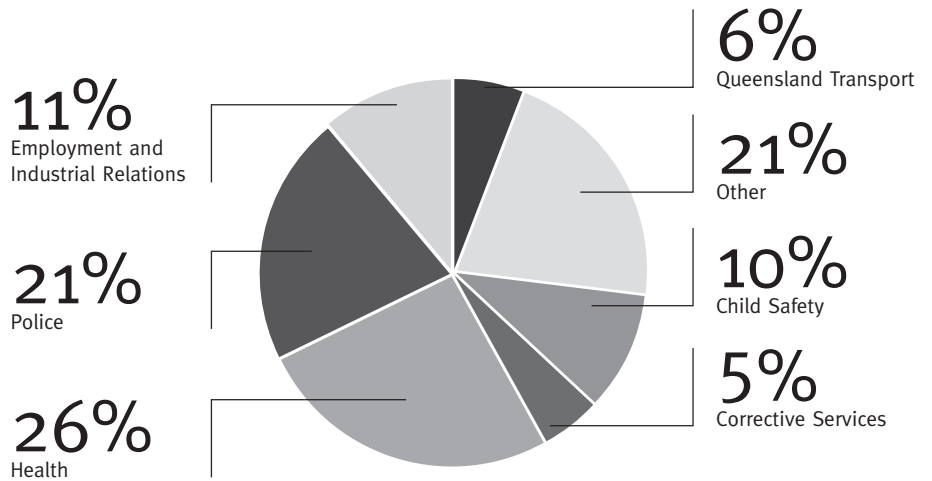
Table 3

Lists the average number of documents processed per FOI application received by each department.

Table 3: Average documents processed per FOI application

Portfolio	No. of applications 2007-08	No. of applications 2006-07	Average number of documents processed per FOI application
Health	432,122	3,127	138
Child Safety	187,498	1,178	159
Employment and Industrial Relations	121,007	1,334	91
Corrective Services	101,486	596	170
Public Works and Housing	73,918	262	282
Natural Resources and Water	65,524	215	305
Mines and Energy	57,467	194	296
Justice and Attorney-General	51,037	301	170
Education, Training and the Arts	46,530	462	101
Police	29,242	2,604	11
Transport	21,827	732	30
Environmental Protection Agency	21,294	104	205
Communities and Disability Services Queensland	19,104	225	85
Emergency Services	17,115	364	47
Main Roads	13,143	108	122
Infrastructure and Planning	7,295	47	155
Premier and Cabinet	7,216	88	82
Queensland Treasury	5,264	90	58
Primary Industries and Fisheries	3,238	65	50
Local Government, Sport and Recreation	2,233	24	93
Tourism, Regional Development and Industry	1,608	9	179

Figure 4
Percentage breakdown of total FOI applications by state government portfolios 2007-08



Access rates

In the reporting period, access was granted either in full or in part to 86 per cent of state government and 95 per cent of local government applications.

Table 4

Shows that for the past eight years, the access rate has been relatively consistent at an average of 88 per cent.

Table 4: FOI application access rates

Year	No. of FOI applications received	% of FOI applications released (in full and part)	% of FOI applications withheld
2000-01	10,558	88%	12%
2001-02	11,010	87%	13%
2002-03	11,111	92%	8%
2003-04	12,288	91%	9%
2004-05	12,554	88%	12%
2005-06	12,106	86%	14%
2006-07	12,179	86%	14%
2007-08	13,320	86%	14%
Average %		88%	12%

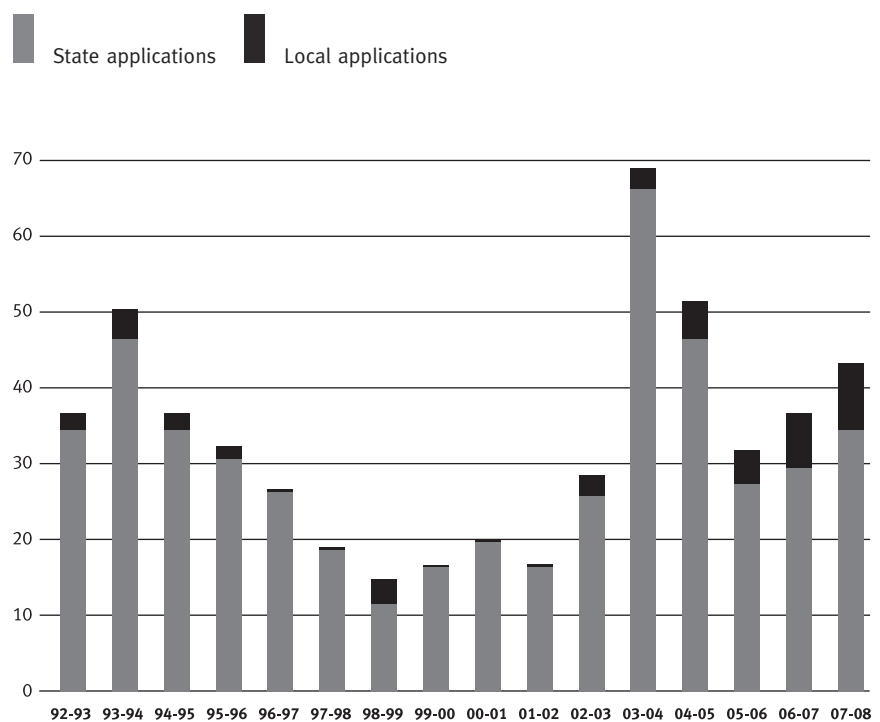
* For this reporting period state government and local government have been combined.

Amendment applications

A person has the right under the Act to apply to amend information held by the Queensland Government about their personal affairs which is inaccurate, incomplete, out of date or misleading.

There were 44 applications for amendment of documents received across both state and local government in 2007-08. This is an increase of 19 per cent on the previous year.

Figure 5
Yearly trend comparisons of amendment applications since 1992-93



Fees and charges

The *FOI Regulation 2006* sets out the application fees and charges for documents for non-personal applications. Charges can be imposed for processing (e.g. time spent retrieving documents and making decisions) and providing access (e.g. supervising inspection, photocopying documents).

The Queensland public sector, including local government, collected in 2007-08:

- \$161,915.74 in access application fees
- \$258,312.52 in access processing charges.

Report on the operation of the Act

Section 108 of the Act requires that as soon as practicable after the end of each financial year, the minister administering the Act must prepare a report on the operation of the Act. Section 108 provides:

Section 108 report to Legislative Assembly by agencies and ministers

- (1) *The Minister administering this Act shall, as soon as practicable after the end of each financial year, prepare a report on the operation of this Act during that year and cause a copy of the report to be tabled in the Legislative Assembly.*
- (2) *The report is to include details of the difficulties (if any) encountered during the year by agencies and Ministers in the administration of this Act.*
- (3) *Each responsible Minister must, in relation to the agencies within the Minister's portfolio and in relation to the Minister's official documents, comply with any prescribed requirements concerning that information and the keeping of records for the purposes of this section.*
- (4) *A report under subsection (1) must include, in relation to the financial year to which it relates, particulars of the operations of each agency and Minister under this Act including, in relation to each agency and Minister:*
 - (a) *the number of applications for access under this Act made to each agency and to each Minister; and*
 - (b) *the number of preliminary assessment notices and the number of final assessment notices given by each agency and by each Minister; and*
 - (c) *the number of decisions not to give access to a document, the provisions of this Act under which matter was classified as exempt and the number of times each provision was invoked; and*
 - (d) *the number of applications under sections 52 for review of a decision, and, if the officer conducting the review confirmed, in whole or part, a decision classifying matter as exempt matter, the provision of this Act under which that decision was made; and*
 - (e) *the number of applications for amendment of information under this Act made to each agency and to each Minister; and*
 - (f) *the number of applications under section 60 for review of a decision; and*
 - (g) *the number of notices served on the principal officer of the agency under section 20(1) and the number of decisions by the principal officer that were adverse to the person's claim; and*
 - (h) *particulars of any disciplinary action taken against an officer in relation to the administration of this Act; and*
 - (i) *the amount of fees and charges collected by the agency or Minister; and*
 - (j) *any other facts indicating an effort by the agency or Minister to implement and administer this Act.*
- (5) *It is sufficient compliance with subsection (1) if the department's annual report for a financial year includes a report about the matters mentioned in this section.*

The appendices to the report

Appendices 1.1-1.14 show the FOI activity across the Queensland public sector in accordance with s.108(4) of the Act.

Difficulties encountered—s.108(2)

A number of agencies reported difficulties in dealing with a backlog of applications.

Number of applications—s.108(4)(a)

The appendices to the report contain information detailing the number of applications made to each agency, and for official documents of ministers:

- Appendix 1.1 Number of access applications (state government)
- Appendix 1.2 Number of access applications (local government).

Preliminary and final assessment notices—s.108(4)(b)

Agencies are required to report on the number of preliminary assessment notices and the number of final assessment notices given to applicants by each agency and each minister.

Information about assessment notices on applications is contained in:

- Appendix 1.13 Preliminary and final assessment notices (state government)
- Appendix 1.14 Preliminary and final assessment notices (local government).

Decisions not to give access—s.108(4)(c)

Information required by s.108(4)(c) of the Act is contained in:

- Appendix 1.7 Action taken on documents (state government)
- Appendix 1.8 Action taken on documents (local government).

Action taken on documents considered

Access to documents may be granted in full or in part. A partially released document may have some information deleted or blacked out on the copy provided to the access applicant. The total rate of full or partial access to documents processed in 2007-08 was 86 per cent across all state government agencies.

Internal review applications under ss.52 and 60—s.108(4)(d)

Information required under s.108(4)(d) of the Act is contained in:

- Appendix 1.9 Internal review decisions (state government)
- Appendix 1.10 Internal review decisions (local government).

Applications for amendment of information—ss.108(4)(e)(f)

Information required under ss.108(4)(e)(f) of the Act is contained in:

- Appendix 1.3 Number of amendment applications and amendment internal reviews received (state government)
- Appendix 1.4 Number of amendment applications and amendment internal reviews received (local government).

Statement of affairs and notices received—s.108(4)(g)

Section 18 of the Act requires that each agency publish annually a statement of affairs including:

- a description of the agency's structure and functions
- the ways its functions affect members of the community
- any arrangements for public participation in policy formulation
- the kinds of documents it usually holds and its access procedures.

Under s.20(1) of the Act, a person can serve a notice on any agency stating that it is not complying with its obligation to publish a proper statement of affairs. There was one notice served in 2007-08.

Disciplinary action—s.108(4)(h)

There were no reported instances of disciplinary action arising from the administration of the Act.

Fees and charges collected by agencies—s.108(4)(j)

Information about the amounts of fees and charges collected by agencies in the reporting period is contained in:

- Appendix 1.11 Fees and charges (state government)
- Appendix 1.12 Fees and charges (local government).

The total amount of fees and charges collected by agencies remains low, representing a small part of the costs incurred by agencies in administering the Act.

Efforts in administering the Act—s.108(4)(j)

Section 108(4)(j) of the Act requires this report to detail any efforts made by the agency or minister in administering the Act.

Legislative changes

In the reporting period, the Act was amended to state that:

- it does not apply to certain complaints to the Health Quality and Complaints Commission (s.11(1)(pa))
- an offender's 'agent' is not entitled to access risk assessment documents (s.11E)
- certain information created for ensuring security or good order of a corrective services facility is exempt (s.42AA).

Other legislation clarified that:

- under the *Corrective Services Act 2006*, the FOI Act applies to certain service providers engaged by Corrective Services
- under the *Education (General Provisions) Act 2006*, school councils are not required to publish certain information under FOI
- under the *Police Powers and Responsibilities Act 2006* the FOI Act does not apply to certain police activities or records.

Key initiatives

FOI independent review

On 17 September 2007, the Queensland Government appointed an independent expert panel, the FOI Independent Review Panel, to undertake a comprehensive review of the *Freedom of Information Act 1992*. The members of this panel were Dr David Solomon AM (Chair), Ms Simone Webb and Mr Dominic McGann. The panel reviewed the purposes and principles of FOI; whether the FOI Act satisfies those purposes and principles; and ways to improve and modernise Queensland's FOI regime.

Issues under review included:

- the effectiveness of processes under the FOI Act (including application and review processes)
- the exemption provisions in Part 3 Division 2 of the FOI Act
- the time and costs involved in providing access to government documents
- the effectiveness and adequacy of current reporting and data collection requirements
- access by individuals to personal information, including the interaction between Queensland's FOI regime and the protection of privacy interests
- the interaction of the FOI Act with other mechanisms (including non-legislative mechanisms) for accessing information held by government.

The panel published its report, the *Right to Information*, in June 2008 listing 141 recommendations for change to the current FOI regime in Queensland.

Lead agency

The Department of Justice and Attorney-General is lead agency in relation to FOI. It has demonstrated its leadership effort in the areas of FOI education and training, information and support, community awareness and policy and legislation.

Education and training

This initiative aims to improve FOI decision-making across the public sector, provide FOI practitioners with flexible, targeted training opportunities, and to support in-house training for agencies.

For the 2007-08 reporting period, 13 FOI training sessions were conducted in Brisbane and regional areas with a total of 147 people trained. The sessions were attended not only by new or inexperienced FOI decision-makers and support staff, but also by experienced officers looking to refresh or update their skills in a particular area.

Information and support

The Department of Justice and Attorney-General also provides the community with information about FOI and offers a timely support and advice service for FOI practitioners through publications and the FOI help line. The Queensland FOI website provides information to the community and agencies on the FOI process in Queensland.

Support to FOI officers is also promoted through the continued work of the state government FOI network which is convened by the Department of Justice and Attorney-General. This network serves to disseminate information and provide a forum for discussion on general FOI issues of common concern to practitioners.

Community awareness

In addition to assisting the public sector, the Department of Justice and Attorney-General promotes awareness of FOI and administrative access schemes to the broader community and groups such as the media, private legal practitioners and community groups, through the state government FOI website and the help line.

The Queensland FOI website is a comprehensive site with information on the Act as well as contacts for other state government departments and agencies. FOI brochures are held by the Department of Justice and Attorney-General and other agencies. Topical information sheets are available on the website.

Other efforts in administering the Act

Administrative access

Administrative access schemes are an alternative to seeking access to documents under the Act. Agencies generally provide access through administrative release where, for example, the applicant is seeking access to their own personal information, or where the information is generally publicly accessible as a public register. Access through an administrative scheme may be provided on payment of a fee, or for no fee at all, depending on the information. It is often the case that access to documents under an administrative access scheme is provided within a shorter period than under FOI.

The administrative release of documents by Queensland Health continues to be far in excess of FOI applications processed.

Appendices 1.1-1.14

The appendices to the report provide consolidated information about applications made, and decisions given, across the Queensland public sector including local government for 2007-08.

The appendices contain information that is required to be reported on under ss.108(4)(a)(b)(c)(d)(e) and (i) of the Act.

Information relating to the other requirements of s.108 is contained in the main body of the FOI annual report.

Tables

The information contained in the following tables has been collected and provided by agencies. The accuracy of data has been confirmed with the relevant agencies.

The total number of applications received (Appendices 1.5 and 1.6) does not include applications brought forward from the previous year.

Appendices

Appendix 1.1—s.108(4)(a)

Number of access applications (state government)

Those agencies with nil returns have not been included

Appendix 1.1—s.108(4)(a) Number of access applications (state government)									
Portfolio/Agency	On hand 1 July b/fwd	Received	Dispatched on transfer	Withdrawn	Total	Finalised 30 June	On hand 30 June c/fwd	Internal reviews	
								Received	% of applics
Child Safety									
Department of Child Safety	201	1,178	5	101	1,273	699	574	26	3.7
Portfolio total	201	1,178	5	101	1,273	699	574	26	3.7
Communities									
Office of the Minister	0	1	0	0	1	0	1	0	0.0
Department of Communities	9	198	1	19	187	157	30	1	0.6
Disability Services Queensland	5	26	0	4	27	22	5	0	0.0
Portfolio total	14	225	1	23	215	179	36	1	0.6
Corrective Services									
Department of Corrective Services	170	596	19	99	648	528	120	37	7.0
Portfolio total	170	596	19	99	648	528	120	37	7.0
Crime and Misconduct Commission									
Crime and Misconduct Commission	3	30	0	1	32	31	1	2	6.5
Portfolio total	3	30	0	1	32	31	1	2	6.5
Education, Training and the Arts									
Department of Education, Training and the Arts	36	391	0	144	283	241	42	10	4.1
Queensland College of Teachers	0	3	0	0	3	3	0	0	0.0
Central Queensland University	0	17	0	4	13	13	0	1	7.7
Griffith University	3	9	0	0	12	8	4	1	12.5
James Cook University	3	6	0	0	9	7	2	0	0.0
Queensland University of Technology	1	9	0	6	4	3	1	0	0.0
University of Queensland	3	22	0	4	21	20	1	5	25.0
University of Southern Queensland	0	3	0	1	2	2	0	0	0.0
University of Sunshine Coast	0	1	0	0	1	1	0	0	0.0
Queensland Art Gallery	0	1	0	0	1	1	0	0	0.0
Portfolio total	46	462	0	159	349	299	50	17	5.7
Emergency Services									
Office of the Minister	0	1	0	0	1	1	0	0	0.0
Department of Emergency Services	25	363	0	36	352	319	33	7	2.2
Portfolio total	25	364	0	36	353	320	33	7	2.2
Employment and Industrial Relations									
Department of Employment and Industrial Relations	77	1,222	0	25	1,274	1,196	78	10	0.8
Q-Comp	1	16	0	10	7	7	0	0	0.0

Appendix 1.1—s.108(4)(a)

Number of access applications (state government)

Portfolio/Agency	On hand 1 July b/fwd	Received	Dispatched on transfer	Withdrawn	Total	Finalised 30 June	On hand 30 June c/fwd	Internal reviews	
								Received	% of applics
Workcover	0	96	0	3	93	93	0	4	4.3
Portfolio total	78	1,334	0	38	1,374	1,296	78	14	1.1
Environmental Protection Agency									
Environmental Protection Agency	12	102	1	19	94	82	12	3	3.7
National Trust of Queensland	0	2	0	0	2	2	0	0	0.0
Portfolio total	12	104	1	19	96	84	12	3	3.6
Health									
Office of the Minister for Health	0	2	0	0	2	1	1	0	0.0
Sub total - Minister for Health	0	2	0	0	2	1	1	0	0.0
Queensland Health									
Corporate office and statewide	22	134	0	48	108	83	25	2	2.4
Cairns and Hinterland Health Service District									
(Cairns facilities)	26	47	0	17	56	45	11	0	0.0
(Innisfail facilities)	0	4	0	2	2	2	0	0	0.0
(Tablelands facilities)	0	18	0	0	18	18	0	0	0.0
Central Queensland Health Service District									
(Banana facilities)	0	1	0	0	1	1	0	0	0.0
(Gladstone facilities)	1	31	0	0	32	32	0	0	0.0
(Rockhampton facilities)	4	32	3	10	23	16	7	1	6.3
Central West Health Service District	1	3	0	2	2	2	0	0	0.0
Fraser Coast Health Service District	3	52	4	2	49	43	6	2	4.7
Gold Coast Health Service District	30	223	5	25	223	131	92	9	6.9
Mackay Health Service District	7	83	0	1	89	73	16	0	0.0
Northside Health Service District									
(The Prince Charles Hospital facilities)	0	334	0	0	334	325	9	6	1.8
(Redcliffe-Caboolture facilities)	4	132	0	12	124	118	6	3	2.5
Princess Alexandra Hospital Health Service District	61	382	0	67	376	329	47	8	2.4
Royal Brisbane and Women's Hospital Health Service District	219	665	1	103	780	562	218	2	0.4
Royal Children's Hospital Health Service District	26	176	2	29	171	126	45	2	1.6
Southside Health Service District									
(Bayside facilities)	0	4	0	0	4	4	0	0	0.0
(Logan-Beaudesert facilities)	5	45	0	3	47	43	4	0	0.0
(QEII Hospital facilities)	1	15	0	2	14	14	0	1	7.1
South West Health Service District	0	1	0	0	1	1	0	0	0.0
Sunshine Coast and Cooloola Health Service District	6	60	0	0	66	60	6	3	5.0
Toowoomba and Darling Downs Health Service District	14	162	0	25	151	110	41	2	1.8

Appendix 1.1—s.108(4)(a) Number of access applications (state government)

Those agencies with nil returns have not been included

Appendix 1.1—s.108(4)(a) Number of access applications (state government)									
Portfolio/Agency	On hand 1 July b/fwd	Received	Dispatched on transfer	Withdrawn	Total	Finalised 30 June	On hand 30 June c/fwd	Internal reviews	
								Received	% of applics
Townsville Health Service District	14	54	0	19	49	36	13	1	2.8
West Moreton South Burnett Health Service District									
(South Burnett facilities)	1	13	0	2	12	12	0	0	0.0
(West Moreton facilities)	26	235	5	74	182	166	16	3	1.8
Wide Bay Health Service District	14	96	0	3	107	93	14	0	0.0
Sub total - Queensland Health	485	3,002	20	446	3,021	2,445	576	45	1.8
Statutory Authorities									
Office of Health Practitioner Registration Boards	0	23	0	2	21	13	8	3	23.1
Office of the Medical Board	7	41	0	9	39	34	5	6	17.6
Health Quality Complaints Commission	9	46	0	3	52	43	9	2	4.7
Queensland Nursing Council	3	11	0	2	12	10	2	1	10.0
Queensland Institute of Medical Research	0	1	0	0	1	1	0	0	0.0
Sunshine Coast Health Foundation	0	1	0	0	1	1	0	0	0.0
Sub total - Statutory Authorities	19	123	0	16	126	102	24	12	11.8
Portfolio total	504	3,127	20	462	3,149	2,548	601	57	2.2
Infrastructure and Planning									
Department of Infrastructure and Planning	5	40	3	3	39	33	6	5	15.2
Queensland Water Commission	1	7	0	1	7	6	1	2	33.3
Portfolio total	6	47	3	4	46	39	7	7	17.9
Justice and Attorney-General									
Office of the Attorney-General	0	3	0	1	2	2	0	0	0.0
Department of Justice and Attorney-General	31	194	1	48	176	127	49	19	15.0
Electoral Commission of Queensland	0	1	0	0	1	1	0	0	0.0
Legal Aid Queensland	2	80	0	1	81	73	8	1	1.4
Legal Services Commission	0	11	0	0	11	11	0	2	18.2
Public Trust Office	4	12	0	5	11	11	0	2	18.2
Portfolio total	37	301	1	55	282	225	57	24	10.7
Local Government, Sport and Recreation									
Department of Local Government, Sport and Recreation	2	23	0	4	21	19	2	2	10.5
Planning (prior to MOG)	1	1	1	0	1	1	0	0	0.0
Portfolio total	3	24	1	4	22	20	2	2	10.0

Appendix 1.1—s.108(4)(a)
Number of access applications (state government)

Portfolio/Agency	On hand 1 July b/fwd	Received	Dispatched on transfer	Withdrawn	Total	Finalised 30 June	On hand 30 June c/fwd	Internal reviews	
								Received	% of applicants
Main Roads									
Department of Main Roads	18	108	0	26	100	92	8	8	8.7
Portfolio total	18	108	0	26	100	92	8	8	8.7
Mines and Energy									
Minister for Mines and Energy	2	3	0	2	3	2	1	2	100.0
Department of Mines and Energy	34	118	2	25	125	101	24	9	8.9
CS Energy LTD	0	1	0	0	1	1	0	0	0.0
ENERGEX	5	47	0	0	52	49	3	3	6.1
Ergon Energy Corporation Limited	0	21	0	3	18	18	0	2	11.1
Powerlink Queensland	0	4	0	1	3	2	1	1	50.0
Portfolio total	41	194	2	31	202	173	29	17	9.8
Natural Resources and Water									
Department of Natural Resources and Water	27	211	3	28	207	185	22	13	7.0
Surveyors Board of Queensland	0	2	0	1	1	1	0	0	0.0
Valuers Registration Board of Queensland	0	2	0	0	2	2	0	0	0.0
Portfolio total	27	215	3	29	210	188	22	13	6.9
Ombudsman									
Queensland Ombudsman	2	24	0	4	22	20	2	1	5.0
Portfolio total	2	24	0	4	22	20	2	1	5.0
Police									
Queensland Police Service	129	2,604	1	526	2,206	2,075	131	40	1.9
Portfolio total	129	2,604	1	526	2,206	2,075	131	40	1.9
Premier and Cabinet									
Commission for Children and Young People and Child Guardian	6	25	0	1	30	27	3	3	11.1
Department of the Premier and Cabinet	1	52	1	20	32	23	9	2	8.7
Queensland Audit Office	0	1	0	1	0	0	0	0	0.0
Office of the Public Service Commissioner	0	1	0	0	1	1	0	0	0.0
Office of the Premier	2	9	1	0	10	10	0	0	0.0
Portfolio total	9	88	2	22	73	61	12	5	8.2
Primary Industries and Fisheries									
Department of Primary Industries and Fisheries	4	49	1	10	42	39	3	6	15.4
Office of the Minister	0	1	0	0	1	1	0	1	100.0
Queensland Rural Adjustment Authority	0	12	0	1	11	11	0	0	0.0
Forestry Plantations Queensland	0	1	0	0	1	1	0	0	0.0
Safe Food Production Queensland	0	1	0	0	1	1	0	0	0.0
Veterinary Surgeons Board of Queensland	0	1	0	0	1	1	0	0	0.0
Portfolio total	4	65	1	11	57	54	3	7	13.0

Appendix 1.1—s.108(4)(a) Number of access applications (state government)

Those agencies with nil returns have not been included

Appendix 1.1—s.108(4)(a) Number of access applications (state government)									
Portfolio/Agency	On hand 1 July b/fwd	Received	Dispatched on transfer	Withdrawn	Total	Finalised 30 June	On hand 30 June c/fwd	Internal reviews	
								Received	% of applics
Public Works and Housing									
Department of Public Works	3	33	2	5	29	25	4	1	4.0
Board of Professional Engineers of Queensland	0	1	0	0	1	1	0	0	0.0
Department of Housing	5	64	2	8	59	55	4	4	7.3
Building Services Authority	20	155	0	4	171	153	18	5	3.3
Residential Tenancies Authority	0	9	0	2	7	7	0	0	0.0
Portfolio total	28	262	4	19	267	241	26	10	4.1
Tourism, Regional Development and Industry									
Department of Tourism, Regional Development and Industry	1	7	0	3	5	4	1	0	0.0
Tourism Queensland	0	2	0	2	0	0	0	0	0.0
Portfolio total	1	9	0	5	5	4	1	0	0.0
Transport									
Queensland Transport	60	629	0	112	577	527	50	22	4.2
Ports Corporation of Queensland	0	1	0	1	0	0	0	0	0.0
QR Limited	7	102	0	6	103	83	20	3	3.6
Portfolio total	67	732	0	119	680	610	70	25	4.1
Treasury									
Board of Trustees of State Public Sector Super Fund	6	9	0	1	14	14	0	0	0.0
Deputy Premier and Treasurer	1	0	0	0	1	1	0	0	0.0
Nominal Defendant	1	1	0	0	2	1	1	0	0.0
Queensland Bulk Water Supply Authority	0	2	0	0	2	1	1	0	0.0
Treasurer	0	1	0	0	1	1	0	0	0.0
Treasury Department	10	77	1	8	78	64	14	4	6.3
Portfolio total	18	90	1	9	98	82	16	4	4.9
Total	1,443	12,183	65	1,802	11,759	9,868	1,891	327	3.3

Appendix 1.2—s.108(4)(a) Number of access applications (local government)

Those agencies with nil returns have not been included

Appendix 1.2—s.108(4)(a) Number of access applications (local government)										
Portfolio/Agency	On hand 1 July b/fwd	Received	Dispatched on transfer	Withdrawn	Total	Finalised 30 June	On hand\30 June c/fwd	Internal reviews		
								Received	% of applics	
Reporting period 1 July 2007 to 14 March 2008										
Atherton Shire Council	2	0	0	0	2	2	0	0	0.0	
Banana Shire Council	0	2	0	1	1	1	0	0	0.0	
Beaudesert Shire Council	7	13	1	3	16	15	1	0	0.0	
Boonah Shire Council	0	1	0	0	1	1	0	0	0.0	
Broadsound Shire Council	0	1	0	0	1	1	0	0	0.0	
Burnett Shire Council	0	8	0	0	8	8	0	0	0.0	
Caboolture Shire Council	8	21	0	4	25	23	2	1	4.3	
Cairns City Council	5	30	0	0	35	29	6	0	0.0	
Calliope Shire Council	0	1	0	0	1	1	0	0	0.0	
Caloundra City Council	2	23	0	0	25	21	4	0	0.0	
Crows Nest Shire Council	0	3	0	0	3	3	0	0	0.0	
Dalby Town Council	1	1	0	2	0	0	0	0	0.0	
Douglas Shire Council	0	12	0	1	11	0	11	1	0.0	
Eacham Shire Council	1	1	0	0	2	2	0	0	0.0	
Emerald Shire Council	0	2	0	0	2	2	0	0	0.0	
Esk Shire Council	2	6	0	0	8	8	0	0	0.0	
Fitzroy Shire Council	0	1	0	0	1	1	0	0	0.0	
Gatton Shire Council	0	4	0	0	4	4	0	0	0.0	
Gladstone City Council	0	4	0	0	4	3	1	0	0.0	
Gold Coast City Council	33	113	1	8	137	121	16	6	5.0	
Goondiwindi Town Council	0	1	0	0	1	1	0	0	0.0	
Hervey Bay City Council	2	12	0	3	11	10	1	1	10.0	
Ipswich City Council	4	32	1	3	32	28	4	0	0.0	
Isis Shire Council	0	2	0	0	2	2	0	0	0.0	
Johnstone Shire Council	6	6	0	1	11	11	0	0	0.0	
Kilcoy Shire Council	0	4	0	0	4	4	0	1	25.0	
Kingaroy Shire Council	1	4	0	0	5	4	1	0	0.0	
Kolan Shire Council	0	1	0	0	1	1	0	0	0.0	
Livingstone Shire Council	0	10	0	2	8	7	1	2	28.6	
Mackay City Council	2	20	0	2	20	19	1	0	0.0	
Mareeba Shire Council	2	1	0	0	3	3	0	0	0.0	
Maroochy Shire Council	7	41	0	4	44	33	11	0	0.0	
Maryborough City Council	0	1	0	0	1	1	0	0	0.0	
Miriam Vale Shire Council	0	5	0	0	5	3	2	1	33.3	

Appendix 1.2—s.108(4)(a) Number of access applications (local government)

Those agencies with nil returns have not been included

Appendix 1.2—s.108(4)(a) Number of access applications (local government)									
Portfolio/Agency	On hand 1 July b/fwd	Received	Dispatched on transfer	Withdrawn	Total	Finalised 30 June	On hand\30 June c/fwd	Internal reviews	
								Received	% of applics
Murgon Shire Council	0	1	0	0	1	1	0	0	0.0
Nanango Shire Council	5	9	0	1	13	8	5	0	0.0
Peak Downs Shire Council	0	1	0	0	1	1	0	0	0.0
Pine Rivers Shire Council	2	19	0	2	19	17	2	0	0.0
Redcliffe City Council	0	3	0	1	2	2	0	0	0.0
Rockhampton City Council	0	11	0	1	10	7	3	1	14.3
Thuringowa City Council	0	10	0	0	10	10	0	0	0.0
Tiaro Shire Council	0	2	0	0	2	2	0	0	0.0
Toowoomba City Council	1	19	0	1	19	16	3	0	0.0
Townsville City Council	3	22	0	1	24	24	0	0	0.0
Wambo Shire Council	0	2	0	0	2	2	0	0	0.0
Warwick Shire Council	0	5	0	1	4	3	1	0	0.0
Whitsunday Shire Council	1	7	0	0	8	7	1	1	14.3
Reporting period 15 March 2008 to 30 June 2008									
Banana Shire Council	0	3	0	0	3	2	1	0	0.0
Bundaberg Regional Council	0	3	0	0	3	2	1	0	0.0
Cairns Regional Council	5	15	0	0	20	12	8	2	16.7
Cassowary Coast Regional Council	0	1	0	0	1	0	1	0	0.0
Dalby Regional Council	0	1	0	1	0	0	0	0	0.0
Fraser Coast Regional Council	1	10	0	0	11	7	4	0	0.0
Gatton Shire Council	0	2	0	1	1	1	0	0	0.0
Gladstone Regional Council	0	2	0	0	2	2	0	0	0.0
Gold Coast City Council	16	68	0	3	81	45	36	0	0.0
Gympie Regional Council	2	1	0	0	3	0	3	2	0.0
Ipswich City Council	0	20	0	1	19	10	9	0	0.0
Mackay Regional Council	1	6	0	0	7	6	1	0	0.0
Moreton Bay Regional Council	3	19	0	3	19	11	8	1	9.1
Rockhampton Regional Council	3	6	0	0	9	6	3	2	33.3
Scenic Rim Regional Council	1	1	0	0	2	2	0	0	0.0
Somerset Regional Council	0	2	0	0	2	0	2	0	0.0
South Burnett Regional Council	6	0	0	1	5	2	3	0	0.0
Southern Downs Regional Council	1	1	0	1	1	1	0	0	0.0
Sunshine Coast Regional Council	15	27	0	4	38	28	10	0	0.0
Toowoomba Regional Council	0	6	0	0	6	3	3	0	0.0
Townsville City Council	0	11	0	2	9	8	1	0	0.0
Whitsunday Regional Council	1	5	0	1	5	4	1	2	50.0

Appendix 1.2—s.108(4)(a)

Number of access applications (local government)

Portfolio/Agency	On hand 1 July b/fwd	Received	Dispatched on transfer	Withdrawn	Total	Finalised 30 June	On hand\30 June c/fwd	Internal reviews	
								Received	% of applics
Reporting period 1 July 2007 to 30 June 2008									
Brisbane City Council	135	295	0	16	414	236	178	11	4.7
Bulloo Shire Council	0	1	0	0	1	1	0	0	0.0
Burdekin Shire Council	0	3	0	0	3	3	0	0	0.0
Cook Shire Council	0	3	0	1	2	2	0	0	0.0
Croydon Shire Council	0	1	0	0	1	0	1	0	0.0
Logan City Council	5	68	0	8	65	58	7	6	10.3
Mount Isa City Council	0	7	0	0	7	6	1	0	0.0
Murweh Shire Council	0	2	0	1	1	1	0	0	0.0
Redland City Council	2	49	0	6	45	45	0	0	0.0
Total	294	1,137	3	92	1,336	977	359	41	4.2

Appendix 1.3—s.108(4)(e)(f) Number of amendment applications and internal reviews on amendment applications (state government)

Those agencies with nil returns have not been included

Appendix 1.3—s.108(4)(e)(f) Number of amendment applications and internal reviews on amendment applications (state government)						
Portfolio/Agency	On hand 1 July b/fwd	Amendment applications received	Total	Finalised	On hand c/fwd	Internal reviews on amendment applications
Child Safety						
Department of Child Safety	0	2	2	2	0	0
Portfolio total	0	2	2	2	0	0
Corrective Services						
Department of Corrective Services	4	6	10	6	4	0
Portfolio total	4	6	10	6	4	0
Education, Training and the Arts						
Department of Education, Training and the Arts	0	1	1	1	0	0
Portfolio total	0	1	1	1	0	0
Employment and Industrial Relations						
Workcover	0	3	3	3	0	3
Portfolio total	0	3	3	3	0	3
Queensland Health						
Corporate office and statewide	0	1	1	1	0	0
Central Queensland Health Service District (HSD) (Rockhampton)	0	1	1	1	0	1
Northside Health Service District (Redcliffe-Caboolture)	0	2	2	2	0	0
Princess Alexandra Hospital HSD	0	6	6	6	0	6
Royal Brisbane and Womens HSD	0	1	1	1	0	0
Southside Health Service District (Logan-Beaudesert)	0	1	1	0	1	0
Sunshine Coast and Cooloola HSD	0	2	2	2	0	0
Townsville HSD	0	2	2	2	0	0
Portfolio total	0	16	16	15	1	7
Justice and Attorney-General						
Department of Justice and Attorney-General	0	1	1	1	0	0
Portfolio total	0	1	1	1	0	0
Police						
Queensland Police Service	0	3	3	3	0	0
Portfolio total	0	3	3	3	0	0
Public Works and Housing						
Department of Housing	0	3	3	3	0	1
Portfolio total	0	3	3	3	0	1
Total	4	35	39	34	5	11

Appendix 1.4—s.108(4)(e)(f) Number of amendment applications and internal reviews on amendment applications (local government)

Those agencies with nil returns have not been included

Appendix 1.4—s.108(4)(e)(f) Number of amendment applications and internal reviews on amendment applications (local government)						
Portfolio/Agency	On hand 1 July b/fwd	Amendment applications received	Total	Finalised	On hand c/fwd	Internal reviews on amendment applications
Reporting period 1 July 2007 to 14 March 2008						
Broadsound Shire Council	0	1	1	1	0	0
Bundaberg City Council	1	0	1	1	0	0
Mackay City Council	0	1	1	1	0	0
Nanango Shire Council	0	2	2	2	0	0
Whitsunday Shire Council	1	0	1	0	1	0
Reporting period 15 March 2008 to 30 June 2008						
Gympie Regional Council	1	0	1	0	1	0
Scenic Rim Regional Council	0	1	1	0	1	0
Southern Downs Regional Council	1	1	2	2	0	0
Reporting period 1 July 2007 to 30 June 2008						
Brisbane City Council	0	1	1	0	1	0
Logan City Council	0	2	2	2	0	0
Total	4	9	13	9	4	0

Appendix 1.5

Types of FOI applications (state government)

Those agencies with nil returns have not been included

Appendix 1.5 Types of FOI applications (state government)					
Portfolio/Agency	Personal		Non-personal		Total
	Number	%	Number	%	Number
Child Safety					
Department of Child Safety	1,025	87.0	153	13.0	1,178
Portfolio total	1,025	87.0	153	13.0	1,178
Communities					
Office of the Minister	0	0.0	1	100.0	1
Department of Communities	187	94.4	11	5.6	198
Disability Services Queensland	26	100.0	0	0.0	26
Portfolio total	213	94.7	12	5.3	225
Corrective Services					
Department of Corrective Services	522	87.6	74	12.4	596
Portfolio total	522	87.6	74	12.4	596
Crime and Misconduct Commission					
Crime and Misconduct Commission	19	63.3	11	36.7	30
Portfolio total	19	63.3	11	36.7	30
Education, Training and the Arts					
Department of Education, Training and the Arts	228	58.3	163	41.7	391
Queensland College of Teachers	1	33.3	2	66.7	3
Central Queensland University	9	52.9	8	47.1	17
Griffith University	6	66.7	3	33.3	9
James Cook University	5	83.3	1	16.7	6
Queensland University of Technology	4	44.4	5	55.6	9
University of Queensland	15	68.2	7	31.8	22
University of Southern Queensland	1	33.3	2	66.7	3
University of Sunshine Coast	0	0.0	1	100.0	1
Queensland Art Gallery	0	0.0	1	100.0	1
Portfolio total	269	58.2	193	41.8	462
Emergency Services					
Office of the Minister	0	0.0	1	100.0	1
Department of Emergency Services	183	50.4	180	49.6	363
Portfolio total	183	50.3	181	49.7	364
Employment and Industrial Relations					
Department of Employment and Industrial Relations	705	57.7	517	42.3	1,222
Q-Comp	0	0.0	16	100.0	16
Workcover	34	35.4	62	64.6	96
Portfolio total	739	55.4	595	44.6	1,334

Appendix 1.5
Types of FOI applications (state government)

Portfolio/Agency	Personal		Non-personal		Total
	Number	%	Number	%	Number
Environmental Protection Agency					
Environmental Protection Agency	6	5.9	96	94.1	102
National Trust of Queensland	0	0.0	2	100.0	2
Portfolio total	6	5.8	98	94.2	104
Health					
Office of the Minister	1	50.0	1	50.0	2
Sub total - Minister for Health	1	50.0	1	50.0	2
Queensland Health					
Corporate office and statewide	29	21.6	105	78.4	134
Cairns and Hinterland Health Service District					
(Cairns facilities)	38	80.9	9	19.1	47
(Innisfail facilities)	1	25.0	3	75.0	4
(Tablelands facilities)	0	0.0	18	100.0	18
Central Queensland Health Service District					
(Banana facilities)	1	100.0	0	0.0	1
(Gladstone facilities)	28	90.3	3	9.7	31
(Rockhampton facilities)	23	71.9	9	28.1	32
Central West Health Service District	2	66.7	1	33.3	3
Fraser Coast Health Service District	40	76.9	12	23.1	52
Gold Coast Health Service District	153	68.6	70	31.4	223
Mackay Health Service District	59	71.1	24	28.9	83
Northside Health Service District					
(The Prince Charles Hospital facilities)	319	95.5	15	4.5	334
(Redcliffe-Caboolture facilities)	106	80.3	26	19.7	132
Princess Alexandra Hospital Health Service District	213	55.8	169	44.2	382
Royal Brisbane and Women's Hospital Health Service District	397	59.7	268	40.3	665
Royal Children's Hospital Health Service District	155	88.1	21	11.9	176
Southside Health Service District					
(Bayside facilities)	2	50.0	2	50.0	4
(Logan-Beaudesert facilities)	31	68.9	14	31.1	45
(QEII Hospital facilities)	7	46.7	8	53.3	15
South West Health Service District	0	0.0	1	100.0	1
Sunshine Coast and Coolooloa Health Service District	40	66.7	20	33.3	60
Toowoomba and Darling Downs Health Service District	103	63.6	59	36.4	162
Townsville Health Service District	18	33.3	36	66.7	54
West Moreton South Burnett Health Service District					
(South Burnett facilities)	5	38.5	8	61.5	13
(West Moreton facilities)	147	62.6	88	37.4	235
Wide Bay Health Service District	82	85.4	14	14.6	96
Sub total - Queensland Health	1,999	66.6	1,003	33.4	3,002
Statutory Authorities					
Office of Health Practitioner Registration Boards	6	26.1	17	73.9	23
Office of the Medical Board	21	51.2	20	48.8	41

Appendix 1.5 Types of FOI applications (state government)

Those agencies with nil returns have not been included

Appendix 1.5 Types of FOI applications (state government)					
Portfolio/Agency	Personal		Non-personal		Total
	Number	%	Number	%	Number
Health Quality Complaints Commission	40	87.0	6	13.0	46
Queensland Nursing Council	0	0.0	11	100.0	11
Queensland Institute of Medical Research	0	0.0	1	100.0	1
Sunshine Coast Health Foundation	0	0.0	1	100.0	1
Sub total -Statutory Authorities	67	54.5	56	45.5	123
Portfolio total	2,067	66.1	1,060	33.9	3,127
Infrastructure and Planning					
Department of Infrastructure and Planning	0	0.0	40	100.0	40
Queensland Water Commission	0	0.0	7	100.0	7
Portfolio total	0	0.0	47	100.0	47
Justice and Attorney-General					
Office of the Attorney-General	1	33.3	2	66.7	3
Department of Justice and Attorney-General	103	53.1	91	46.9	194
Electoral Commission of Queensland	1	100.0	0	0.0	1
Legal Aid Queensland	78	97.5	2	2.5	80
Legal Services Commission	11	100.0	0	0.0	11
Public Trust Office	2	16.7	10	83.3	12
Portfolio total	196	65.1	105	34.9	301
Local Government, Sport and Recreation					
Department of Local Government, Sport and Recreation	0	0.0	23	100.0	23
Planning (prior to MOG)	0	0.0	1	100.0	1
Portfolio total	0	0.0	24	100.0	24
Main Roads					
Department of Main Roads	3	2.8	105	97.2	108
Portfolio total	3	2.8	105	97.2	108
Mines and Energy					
Minister for Mines and Energy	0	0.0	3	100.0	3
Department of Mines and Energy	8	6.8	110	93.2	118
CS Energy LTD	1	100.0	0	0.0	1
ENERGEX	4	8.5	43	91.5	47
Ergon Energy Corporation Limited	5	23.8	16	76.2	21
Powerlink	0	0.0	4	100.0	4
Portfolio total	18	9.3	176	90.7	194
Natural Resources and Water					
Department of Natural Resources and Water	4	1.9	207	98.1	211

Appendix 1.5 Types of FOI applications (state government)

Portfolio/Agency	Personal		Non-personal		Total
	Number	%	Number	%	Number
Surveyors Board of Queensland	1	50.0	1	50.0	2
Valuers Registration Board of Queensland	1	50.0	1	50.0	2
Portfolio total	6	2.8	209	97.2	215
Ombudsman					
Queensland Ombudsman	17	70.8	7	29.2	24
Portfolio total	17	70.8	7	29.2	24
Police					
Queensland Police Service	1,105	42.4	1,499	57.6	2,604
Portfolio total	1,105	42.4	1,499	57.6	2,604
Premier and Cabinet					
Commission for Children and Young People	23	92.0	2	8.0	25
Department of the Premier and Cabinet	4	7.7	48	92.3	52
Queensland Audit Office	0	0.0	1	100.0	1
Office of the Public Service Commissioner	1	100.0	0	0.0	1
Office of the Premier	3	33.3	6	66.7	9
Portfolio total	31	35.2	57	64.8	88
Primary Industries and Fisheries					
Department of Primary Industries and Fisheries	7	14.3	42	85.7	49
Office of the Minister	1	100.0	0	0.0	1
Queensland Rural Adjustment Authority	11	91.7	1	8.3	12
Forestry Plantations Queensland	1	100.0	0	0.0	1
Safe Food Production Queensland	0	0.0	1	100.0	1
Veterinary Surgeons Board of Queensland	0	0.0	1	100.0	1
Portfolio total	20	30.8	45	69.2	65
Public Works and Housing					
Department of Public Works	7	21.2	26	78.8	33
Board of Professional Engineers of Queensland	0	0.0	1	100.0	1
Department of Housing	48	75.0	16	25.0	64
Building Services Authority	120	77.4	35	22.6	155
Residential Tenancies Authority	5	55.6	4	44.4	9
Portfolio total	180	68.7	82	31.3	262
Tourism, Regional Development and Industry					
Department of Tourism, Regional Development and Industry	1	14.3	6	85.7	7
Tourism Queensland	0	0.0	2	100.0	2
Portfolio total	1	11.1	8	88.9	9
Transport					
Queensland Transport	53	8.4	576	91.6	629
Ports Corporation of Queensland	0	0.0	1	100.0	1
QR Limited	42	41.2	60	58.8	102
Portfolio total	95	13.0	637	87.0	732

Appendix 1.5 Types of FOI applications (state government)

Those agencies with nil returns have not been included

Appendix 1.5 Types of FOI applications (state government)					
Portfolio/Agency	Personal		Non-personal		Total
	Number	%	Number	%	Number
Treasury					
Board of Trustees of State Public Sector Super Fund	8	88.9	1	11.1	9
Nominal Defendant	0	0.0	1	100.0	1
Queensland Bulk Water Supply Authority	0	0.0	2	100.0	2
Treasurer	0	0.0	1	100.0	1
Treasury Department	5	6.5	72	93.5	77
Portfolio total	13	14.4	77	85.6	90
Total	6,728	55.2	5,455	44.8	12,183

Appendix 1.6

Types of FOI applications (local government)

Those agencies with nil returns have not been included

Appendix 1.6 Types of FOI applications (local government)					
Portfolio/Agency	Personal		Non-personal		Total
	Number	%	Number	%	Number
Reporting period 1 July 2007 to 14 March 2008					
Banana Shire Council	0	0.0	2	100.0	2
Beaudesert Shire Council	3	23.1	10	76.9	13
Boonah Shire Council	0	0.0	1	100.0	1
Broadsound Shire Council	1	100.0	0	0.0	1
Burnett Shire Council	2	25.0	6	75.0	8
Caboolture Shire Council	0	0.0	21	100.0	21
Cairns City Council	4	13.3	26	86.7	30
Calliope Shire Council	0	0.0	1	100.0	1
Caloundra City Council	2	8.7	21	91.3	23
Crows Nest Shire Council	0	0.0	3	100.0	3
Dalby Town Council	0	0.0	1	100.0	1
Douglas Shire Council	0	0.0	12	100.0	12
Eacham Shire Council	0	0.0	1	100.0	1
Emerald Shire Council	1	50.0	1	50.0	2
Esk Shire Council	0	0.0	6	100.0	6
Fitzroy Shire Council	0	0.0	1	100.0	1
Gatton Shire Council	1	25.0	3	75.0	4
Gladstone City Council	0	0.0	4	100.0	4
Gold Coast City Council	28	24.8	85	75.2	113
Goondiwindi Town Council	0	0.0	1	100.0	1
Hervey Bay City Council	3	25.0	9	75.0	12
Ipswich City Council	10	31.2	22	68.8	32
Isis Shire Council	0	0.0	2	100.0	2
Johnstone Shire Council	0	0.0	6	100.0	6
Kilcoy Shire Council	2	50.0	2	50.0	4
Kingaroy Shire Council	0	0.0	4	100.0	4
Kolan Shire Council	1	100.0	0	0.0	1
Livingstone Shire Council	4	40.0	6	60.0	10
Mackay City Council	1	5.0	19	95.0	20
Mareeba Shire Council	0	0.0	1	100.0	1
Maroochy Shire Council	0	0.0	41	100.0	41
Maryborough City Council	0	0.0	1	100.0	1
Miriam Vale Shire Council	1	20.0	4	80.0	5
Murgon Shire Council	0	0.0	1	100.0	1
Nanango Shire Council	0	0.0	9	100.0	9
Peak Downs Shire Council	1	100.0	0	0.0	1
Pine Rivers Shire Council	3	15.8	16	84.2	19
Redcliffe City Council	0	0.0	3	100.0	3
Rockhampton City Council	7	63.6	4	36.4	11
Thuringowa City Council	6	60.0	4	40.0	10
Tiaro Shire Council	0	0.0	2	100.0	2

Appendix 1.6

Types of FOI applications (local government)

Those agencies with nil returns have not been included

Appendix 1.6 Types of FOI applications (local government)					
Portfolio/Agency	Personal		Non-personal		Total
	Number	%	Number	%	Number
Toowoomba City Council	4	21.1	15	78.9	19
Townsville City Council	0	0.0	22	100.0	22
Wambo Shire Council	0	0.0	2	100.0	2
Warwick Shire Council	0	0.0	5	100.0	5
Whitsunday Shire Council	1	14.3	6	85.7	7
Reporting period 15 March 2008 to 30 June 2008					
Banana Shire Council	0	0.0	3	100.0	3
Bundaberg Regional Council	0	0.0	3	100.0	3
Cairns Regional Council	5	33.3	10	66.7	15
Cassowary Coast Regional Council	0	0.0	1	100.0	1
Dalby Regional Council	0	0.0	1	100.0	1
Fraser Coast Regional Council	2	20.0	8	80.0	10
Gatton Shire Council	1	50.0	1	50.0	2
Gladstone Regional Council	0	0.0	2	100.0	2
Gold Coast City Council	15	22.1	53	77.9	68
Gympie Regional Council	0	0.0	1	100.0	1
Ipswich City Council	6	30.0	14	70.0	20
Mackay Regional Council	0	0.0	6	100.0	6
Moreton Bay Regional Council	0	0.0	19	100.0	19
Rockhampton Regional Council	1	16.7	5	83.3	6
Scenic Rim Regional Council	0	0.0	1	100.0	1
Somerset Regional Council	1	50.0	1	50.0	2
Southern Downs Regional Council	0	0.0	1	100.0	1
Sunshine Coast Regional Council	2	7.4	25	92.6	27
Toowoomba Regional Council	0	0.0	6	100.0	6
Townsville City Council	1	9.1	10	90.9	11
Whitsunday Regional Council	3	60.0	2	40.0	5
Reporting period 1 July 2007 to 30 June 2008					
Brisbane City Council	59	20.0	236	80.0	295
Bulloo Shire Council	1	100.0	0	0.0	1
Burdekin Shire Council	0	0.0	3	100.0	3
Cook Shire Council	0	0.0	3	100.0	3
Croydon Shire Council	0	0.0	1	100.0	1
Logan City Council	26	38.2	42	61.8	68
Mount Isa City Council	0	0.0	7	100.0	7
Murweh Shire Council	0	0.0	2	100.0	2
Redland City Council	12	24.5	37	75.5	49
Total	221	19.4	916	80.6	1,137

Appendix 1.7—s.108(4)(c) Action taken on documents (state government)

Those agencies with nil returns have not been included

Appendix 1.7—s.108(4)(c) Action taken on documents (state government)								
Portfolio/Agency	Applic. type personal/non-personal	No. of pages considered	Access in full	Access in part	Access refused	% of pages released in full or part	Provisions	
							Invoked	No. of times
Child Safety								
Department of Child Safety	P	144,636	57,533	67,794	19,309	86.6	44(1)	82,932
							42(1)(b)	3,685
							43(1)	46
							46(1)(b)	122
							42(1)(e)	45
							42(1)(h)	20
							42(1)(a)	123
							22(a)	2
							50(c)	6
	NP	42,862	15,602	24,244	3,016	93.0	44(1)	25,553
							42(1)(b)	710
							43(1)	174
							46(1)(b)	6
							42(1)(e)	2
							42(1)(a)	1,122
							46(1)(a)	6
Portfolio total		187,498	73,135	92,038	22,325	88.1		
Communities								
Department of Communities	P	9,765	7,080	2,523	162	98.3	36(1)(a)	1
							42(1)(b)	8
							42(1)(e)	5
							42(1)(f)	8
							44(1)	2,514
							46(1)(b)	11
							22(a)	139
	NP	3,588	3,073	155	360	90.0	22(a)	37
							43(1)	107
							44(1)	315
							46(1)(b)	19
							50(c)(i)	8
							45(1)(c)	55
Agency total		13,353	10,153	2,678	522	96.1		
Disability Services Queensland	P	5,646	4,801	753	92	98.4	22(a)	43
							30(3)(c)	10

Appendix 1.7—s.108(4)(c) Action taken on documents (state government)

Those agencies with nil returns have not been included

Appendix 1.7—s.108(4)(c) Action taken on documents (state government)								
Portfolio/Agency	Applic. type personal/non-personal	No. of pages considered	Access in full	Access in part	Access refused	% of pages released in full or part	Provisions	
							Invoked	No. of times
							41(1)(a)(i)	4
							42(1)(h)	29
							43(1)	12
							44(1)	707
							45(1)(c)	6
							46(1)(b)	40
	NP	105	99	2	4	96.2	42(1)(ca)	4
							44(1)	4
							46(1)(b)	2
Agency total		5,751	4,900	755	96	98.3		
Portfolio total		19,104	15,053	3,433	618	96.8		
Corrective Services								
Department of Corrective Services	NP	11,052	8,010	861	2,181	80.3	11(1)(e)	1
							11B	380
	P	90,434	72,903	4,305	13,226	85.4	11E	9,541
							22(a)	2,649
							22(b)	32
							22(c)	42
							27(3)	43
							28A(1)	55
							28A(2)	13
							29(4)	1,000
							29B	461
							30(3)(c)	71
							35	1
							35B	1
							40(c)	171
							42(1)(a)	118
							42(1)(b)	54
							42(1)(f)	348
							42(1)(g)	356
							42(1)(h)	960
							42AA	31
							43(1)	273
							44(1)	5,941
							46(1)(a)	3

Appendix 1.7—s.108(4)(c)
Action taken on documents (state government)

Portfolio/Agency	Applic. type personal/non-personal	No. of pages considered	Access in full	Access in part	Access refused	% of pages released in full or part	Provisions	
							Invoked	No. of times
							46(1)(b)	27
							48(1)	2
Portfolio total		101,486	80,913	5,166	15,407	84.8		
Crime and Misconduct Commission								
Crime and Misconduct Commission	NP	1,556	1,121	0	435	72.0	40(c)	323
							42(3A)	112
	P	971	933	38	0	100.0	44(1)	38
Portfolio total		2,527	2,054	38	435	82.8		
Education, Training and the Arts								
Department of Education, Training and the Arts	P	24,174	16,712	4,494	2,968	87.7	44(1)	5,118
							43(1)	1,675
							40(a)	205
							40(b)	205
							48(1)	23
							42(1)(b)	11
							11(1)(y)(iv)	94
							27(3)	329
	NP	9,674	6,224	2,199	1,251	87.1	44(1)	2,508
							43(1)	57
							48(1)	4
							42(1)(b)	26
							59(c)(ii)	38
							27(3)	945
Queensland College of Teachers	P	2,158	1,705	33	420	80.5	43	376
							41	44
							44	33
	NP	927	175	66	686	26.0	43	686
							44(1)	66
Central Queensland University	P	841	703	2	136	83.8	44(1)	2
							22	136
	NP	841	120	0	721	14.3	40(c)	82
							40(d)	82
							41(1)	82
							46(1)	82
							22	639
							29(b)	639
							43	639
Griffith University	P	854	813	24	17	98.0	44(1)	39
							45(1)(c)(i)	1
							46(1)(a)	5
	NP	356	253	56	47	86.8	27(3)	10
							41(1)	15
							45(1)(c)(i)	46

Appendix 1.7—s.108(4)(c) Action taken on documents (state government)

Those agencies with nil returns have not been included

Appendix 1.7—s.108(4)(c) Action taken on documents (state government)								
Portfolio/Agency	Applic. type personal/non-personal	No. of pages considered	Access in full	Access in part	Access refused	% of pages released in full or part	Provisions	
							Invoked	No. of times
							46(1)(a)	38
							46(1)(b)	38
James Cook University	P	700	666	33	1	99.9	46(1)(a)	1
							44(1)	33
	NP	80	80	0	0	100.0		
Queensland University of Technology	P	416	405	11	0	100.0	44(1)	11
	NP	252	0	0	252	0.0	22(a)	252
University of Queensland	P	1,934	1,412	293	229	88.2	27(3)	8
							40(c)	1
							42(1)(ca)	2
							43	14
							44(1)	472
							46(1)	27
	NP	3,127	2,808	319	0	100.0	27(3)	18
							44(1)	300
							45(1)(b)	1
University of Southern Queensland	P	13	7	6	0	100.0	44(1)	6
	NP	63	63	0	0	100.0		
University of Sunshine Coast	NP	118	118	0	0	100.0		
Queensland Art Gallery	NP	2	0	0	2	0.0	42(1)(h)	2
							49	2
Portfolio total		46,530	32,264	7,536	6,730	85.5		
Emergency Services								
Department of Emergency Services	NP	13,756	9,232	1,048	3,476	74.7	36(1)(c)	62
							36(1)(e)	119
							36(1)(f)	113
							36(1)(g)	38
							40(a)	150
							41(1)	2
							43(1)	3,076
							44(1)	771
							45(1)(b)	2
							45(1)(c)	15
							50(c)	185
	P	3,359	3,122	228	9	99.7	28A(2)	1
							29B(4)(a)	1

Appendix 1.7—s.108(4)(c)
Action taken on documents (state government)

Portfolio/Agency	Applic. type personal/non-personal	No. of pages considered	Access in full	Access in part	Access refused	% of pages released in full or part	Provisions	
							Invoked	No. of times
							44(1)	207
							44(3)	16
							48(1)	23
Portfolio total		17,115	12,354	1,276	3,485	79.6		

Employment and Industrial Relations

Department of Employment and Industrial Relations	NP	96,035	70,416	8,228	17,391	81.9	11C	397
							28A	42
							22(a)	5,231
							42(1)(a)	54
							42(1)(b)	97
							42(1)(d)	9
							42(1)(e)	47
							43(1)	14,010
							44(1)	10,181
							45(1)(a)	14
							45(1)(b)	87
							45(1)(c)	568
							46(1)(a)	28
							46(1)(b)	36
	P	6,620	5,324	496	800	87.9	28A	433
							22(a)	971
							42(1)(a)	82
							42(1)(c)	9
							43(1)	803
							44(1)	480
							45(1)(c)	1
Q-Comp	NP	825	434	388	3	99.6	44(1)	390
							43	1
Workcover	P	4,382	2,367	826	1,189	72.9	44(1)	531
							44(2)	189
							45(1)	776
							45(2)	208
							28A	311
	NP	13,145	7,498	1,983	3,664	72.1	44(1)	1,216
							44(2)	583
							45(1)	2,009
							45(2)	977
							28A	862
Portfolio total		121,007	86,039	11,921	23,047	81.0		

Environmental Protection Agency

Environmental Protection Agency	NP	20,191	17,269	2,078	844	95.8	36(1)(a)	155
	P	627	625	2	0	100.0	36(1)(b)	144

Appendix 1.7—s.108(4)(c) Action taken on documents (state government)

Those agencies with nil returns have not been included

Appendix 1.7—s.108(4)(c) Action taken on documents (state government)								
Portfolio/Agency	Applic. type personal/non-personal	No. of pages considered	Access in full	Access in part	Access refused	% of pages released in full or part	Provisions	
							Invoked	No. of times
							36(1)(c)	143
							42(1)(b)	261
							42(1)(c)	107
							42(1)(h)	1
							43(1)	23
							44(1)	1,567
							45(1)(b)	12
							45(1)(c)	142
							50(c)	19
National Trust of Queensland	NP	476	373	4	99	79.2	44(1)	3
							45(1)(c)	100
Portfolio total		21,294	18,267	2,084	943	95.6		
Health								
Office of The Minister for Health	P	26	26	0	0	100.0		
Office of the Minister for Health Total		26	26	0	0	100.0		
Queensland Health								
Corporate office and statewide	NP	14,071	11,994	496	1,581	88.8	36(1)(c)	343
							42(1)(ca)	12
							42(1)(e)	29
							42(1)(h)	5
							43(1)	628
							44(1)	385
							45(1)(b)	53
							45(1)(c)	105
							45(3)	382
							46(1)(a)	8
							46(1)(b)	3
							50(c)(i)	125
	P	607	574	31	2	99.7	28A(1)	3
							28A(2)	6
							42(1)(ca)	8
							42(1)(e)	17
							42(1)(g)	4
							43(1)	1
							44(1)	2
							50(c)(i)	2

Appendix 1.7—s.108(4)(c)

Action taken on documents (state government)

Portfolio/Agency	Applic. type personal/non-personal	No. of pages considered	Access in full	Access in part	Access refused	% of pages released in full or part	Provisions	
							Invoked	No. of times
Corporate office and statewide Total		14,678	12,568	527	1,583	89.2		
Cairns and Hinterland Health Service District (HSD)								
(Cairns facilities)	NP	272	16	0	256	5.9	44(1)	256
	P	4,359	4,326	33	0	100.0	42(1)(b)	10
							42(1)(c)	2
							42(1)(h)	15
							44(1)	27
							46(1)(b)	19
(Innisfail facilities)	NP	89	0	0	89	0.0	44(1)	89
	P	11	11	0	0	100.0		
(Tablelands facilities)	NP	495	495	0	0	100.0		
Cairns and Hinterland HSD total		5,226	4,848	33	345	93.4		
Central Queensland Health Service District								
(Gladstone facilities)	NP	195	195	0	0	100.0		
	P	1,124	1,124	0	0	100.0		
(Rockhampton facilities)	NP	359	277	0	82	77.2	44(3)	82
	P	1,672	1,556	71	45	97.3	42(1)	21
							44(1)	13
							44(3)	14
							46(1)(b)	68
Central Queensland HSD total		3,350	3,152	71	127	96.2		
Central West Health Service District	P	148	147	1	0	100.0	44(1)	1
Central West HSD total		148	147	1	0	100.0		
Fraser Coast Health Service District	P	5,129	5,117	12	0	100.0	42(1)(b)	6
							42(1)(h)	4
							44(1)	2
	NP	1,006	517	0	489	51.4	44(1)	489
Fraser Coast HSD total		6,135	5,634	12	489	92.0		
Gold Coast Health Service District	NP	5,342	577	59	4,706	11.9	44(1)	4,094
							28A(1)	672
	P	24,744	22,930	268	1,546	93.8	42(1)(h)	52
							44(1)	1,702
							44(3)	189
							46(1)(b)	61
Gold Coast HSD total		30,086	23,507	327	6,252	79.2		
Mackay Health Service District	NP	3,108	2,290	504	314	89.9	44(1)	799
							42(1)(h)	4
							46(1)(b)	15
	P	7,835	7,287	504	44	99.4	44(1)	548
Mackay HSD total		10,943	9,577	1,008	358	96.7		
Northside Health Service District								
(The Prince Charles Hospital facilities)	NP	1,600	1,296	154	150	90.6	44(1)	303
							46(1)(b)	1

Appendix 1.7—s.108(4)(c) Action taken on documents (state government)

Those agencies with nil returns have not been included

Appendix 1.7—s.108(4)(c) Action taken on documents (state government)								
Portfolio/Agency	Applic. type personal/non-personal	No. of pages considered	Access in full	Access in part	Access refused	% of pages released in full or part	Provisions	
							Invoked	No. of times
	P	29,131	28,505	626	0	100.0	44(1)	229
							42(1)(b)	8
							42(1)(h)	3
							46(1)(b)	386
(Redcliffe-Caboolture facilities)	P	21,524	21,150	176	198	99.1	40(a)	81
							42(1)(a)	2
							42(1)(h)	116
							43(1)	12
							44(1)	132
							46(1)(b)	98
							48(1)	49
	NP	6,009	5,569	4	436	92.7	44(1)	435
							43(1)	5
Northside HSD total		58,264	56,520	960	784	98.7		
Princess Alexandra Hospital HSD	P	67,416	56,380	2,697	8,339	87.6	42(1)(ca)	35
							42(1)(h)	63
							44(1)	2,411
							46(1)(a)	406
							46(1)(b)	289
	NP	7,774	5,150	38	2,586	66.7	42(1)(ca)	202
							42(1)(h)	13
							44(1)	2,401
							46(1)(a)	4
							46(1)(b)	4
Princess Alexandra Hospital HSD total		75,190	61,530	2,735	10,925	85.5		
Royal Brisbane and Women's Hospital Health Service District	P	58,047	53,166	2,677	2,204	96.2	42(1)(ca)	51
							42(1)(h)	89
							44(1)	4,189
							46(1)(a)	430
							46(1)(b)	305
	NP	25,255	19,994	254	5,007	80.2	44(1)	5,252
							46(1)(a)	46
							46(1)(b)	21
Royal Brisbane and Women's Hospital HSD total		83,302	73,160	2,931	7,211	91.3		
Royal Children's Hospital Health Service District	NP	1,407	1,365	42	0	100.0	44(1)	42

Appendix 1.7—s.108(4)(c)
Action taken on documents (state government)

Portfolio/Agency	Applic. type personal/non-personal	No. of pages considered	Access in full	Access in part	Access refused	% of pages released in full or part	Provisions	
							Invoked	No. of times
	P	22,022	18,415	392	3,215	85.4	28A(1)	15
							28A(2)(b)	3
							42(1)(b)	9
							46(1)(b)	12
							48(1)	171
							50A(3)	2,950
							44(1)	447
Royal Children's Hospital HSD total		23,429	19,780	434	3,215	86.3		
Southside Health Service District								
(Bayside facilities)	NP	55	55	0	0	100.0		
	P	112	37	73	2	98.2	42(1)(ca)	73
							42(1)(h)	2
(Logan-Beaudesert facilities)	NP	414	414	0	0	100.0		
	P	7,632	6,568	144	920	87.9	42(1)(c)	781
							42(1)(ca)	781
							42(1)(h)	798
							44(1)	795
							44(3)	781
							46(1)(a)	131
							46(1)(b)	906
(QEII Hospital facilities)	NP	562	463	99	0	100.0	44(1)	99
	P	358	219	139	0	100.0	44(1)	139
Southside HSD total		9,133	7,756	455	922	89.9		
South West HSD	NP	1,564	95	26	1,443	7.7	44(1)	1,469
South West HSD total		1,564	95	26	1,443	7.7		
Sunshine Coast and Cooloola Health Service District	NP	2,308	1,297	11	1,000	56.7	44(1)	1,011
	P	3,227	3,113	36	78	97.6	42(1)(h)	70
							44(1)	43
							46(1)(b)	1
Sunshine Coast and Cooloola HSD total		5,535	4,410	47	1,078	80.5		
Toowoomba and Darling Downs Health Service District	NP	3,828	2,771	47	1,010	73.6	28A(1)	11
							28(3)	600
							40(c)	105
							42(1)(f)	2
							44(1)	707
	P	19,365	18,865	422	78	99.6	11(1)(e)	30
							42(1)(b)	36
							42(1)(c)	236
							44(1)	205
							46(1)(a)	1
							46(1)(b)	6

Appendix 1.7—s.108(4)(c) Action taken on documents (state government)

Those agencies with nil returns have not been included

Appendix 1.7—s.108(4)(c) Action taken on documents (state government)								
Portfolio/Agency	Applic. type personal/non-personal	No. of pages considered	Access in full	Access in part	Access refused	% of pages released in full or part	Provisions	
							Invoked	No. of times
Toowoomba and Darling Downs HSD total		23,193	21,636	469	1,088	95.3		
Townsville Health Service District	NP	8,242	8,211	25	6	99.9	44(1)	27
							46(1)(b)	4
	P	1,747	1,549	158	40	97.7	42(1)(c)	28
							44(1)	151
							45(1)(b)	17
							46(1)(b)	30
Townsville HSD total		9,989	9,760	183	46	99.5		
West Moreton South Burnett Health Service District								
(South Burnett facilities)	NP	285	173	1	111	61.1	44(1)	112
	P	329	329	0	0	100.0		
(West Moreton facilities)	NP	5,776	1,898	144	3,734	35.4	22(a)	13
							44(1)	3,834
							46(1)(b)	18
	P	24,102	21,335	2,373	394	98.4	22(a)	273
							22(b)	17
							40(a)	5
							42(1)(b)	11
							42(1)(c)	472
							42(1)(h)	23
							44(1)	1,600
							46(1)(b)	589
West Moreton South Burnett HSD total		30,492	23,735	2,518	4,239	86.1		
Wide Bay Health Service District	NP	4,269	4,105	0	164	96.2	44(1)	164
	P	8,976	8,923	40	13	99.9	42(1)(h)	11
							44(1)	13
							46(1)(b)	39
Wide Bay HSD total		13,245	13,028	40	177	98.7		
Sub total - Queensland Health		403,928	350,869	12,777	40,282	90.0		
Statutory Authorities								
Office of Health Practitioner Registration Boards	P	56	44	8	4	92.9	42(1)(b)	7
							46(1)(b)	5
	NP	2,854	1,925	281	648	77.3	41(1)	1
							42(1)(a)	109
							43(1)	22

Appendix 1.7—s.108(4)(c)
Action taken on documents (state government)

Portfolio/Agency	Applic. type personal/non-personal	No. of pages considered	Access in full	Access in part	Access refused	% of pages released in full or part	Provisions	
							Invoked	No. of times
							44(i)	808
							45(1)(c)	39
Office of the Medical Board	P	10,195	6,070	1,168	2,957	71.0	22(a)	13
							42(1)(a)	1,222
							42(1)(e)	1
							43(1)	103
							44(1)	2,762
							45(1)(c)	325
							46(1)(a)	53
							46(1)(b)	118
	NP	2,326	1,106	618	602	74.1	42(1)(a)	596
							42(1)(b)	5
							42(1)(ca)	13
							43(1)	91
							44(1)	527
							45(1)(c)	36
Office of Health Practitioner Registration Boards Total		15,431	9,145	2,075	4,211	72.7		
Health Quality Complaints Commission	NP	739	528	89	122	83.5	42(1)(a)(ii)	2
							42(1)(a)	49
							44(1)	125
							46(1)(a)	87
							46(1)(b)	55
	P	8,655	7,982	129	544	93.7	29(b)	10
							39	7
							41(1)	1
							43(1)	13
							44(1)	559
							45(1)(c)	19
							46(1)(a)	151
							46(1)(b)	13
							50(b)(ii)	4
Health Quality Complaints Commission Total		9,394	8,510	218	666	92.9		
Queensland Nursing Council	NP	3,368	2,835	418	118	96.6	43(1)	65
							44(1)	521
							46(1)(a)	22
							46(1)(b)	13
							42(1)(b)	5
							42(1)(e)	5
							42(1)(f)	5
Queensland Nursing Council Total		3,368	2,835	418	118	96.6		
Queensland Institute of Medical Research	NP	1	1	0	0	100.0		
Queensland Institute of Medical Research Total		1	1	0	0	100.0		

Appendix 1.7—s.108(4)(c) Action taken on documents (state government)

Those agencies with nil returns have not been included

Appendix 1.7—s.108(4)(c) Action taken on documents (state government)								
Portfolio/Agency	Applic. type personal/non-personal	No. of pages considered	Access in full	Access in part	Access refused	% of pages released in full or part	Provisions	
							Invoked	No. of times
Sub total - Statutory Authorities		28,194	20,491	2,711	4,995	81.7		
Portfolio total		432,122	371,360	15,488	45,277	89.5		
Infrastructure and Planning								
Department of Infrastructure and Planning	NP	7,260	4,401	295	2,564	64.7	22(a)	34
							27(3)	58
							28(A)	6
							29(4)	6
							36(1)(a)	1
							36(1)(c)	11
							36(1)(e)	1,236
							36(1)(f)	487
							36(1)(g)	119
							37(1)(c)	1
							37(1)(e)	1
							37(1)(g)	9
							41(1)	311
							43(1)	145
							44(1)	100
							45(1)(b)	281
							45(1)(c)	325
Queensland Water Commission	NP	35	34	1	0	100.0	28A	1
							36(1)(c)	1
							36(1)(e)	2
							36(1)(f)	2
							36(1)(g)	2
							44(1)	2
Portfolio total		7,295	4,435	296	2,564	64.9		
Justice and Attorney-General								
Office of the Attorney-General	NP	101	90	11	0	100.0	44(1)	10
							40(c)	1
	P	21	21	0	0	100.0		
Department of Justice and Attorney-General	NP	8,671	4,083	1,082	3,506	59.6	44(1)	1,870
							43(1)	329
							45(1)(c)	24
							52(6)	1
							42(1)(b)	4

Appendix 1.7—s.108(4)(c)
Action taken on documents (state government)

Portfolio/Agency	Applic. type personal/non-personal	No. of pages considered	Access in full	Access in part	Access refused	% of pages released in full or part	Provisions	
							Invoked	No. of times
							37(1)(g)	7
							22(b)	3
							42(1)(d)	294
							22(a)	1,910
							36(1)(a)	1
							11(1)(a)	180
							11(1)(b)	1
							25(2)	1
	P	23,284	3,108	3,709	16,467	29.3	28A(1)	1
							28A(2)	5
							40(c)	22
							44(1)	9,336
							22(a)	9,212
							42(1)(d)	60
							43(1)	1,051
							45(1)(c)	639
							27(3)	3
Electoral Commission of Queensland	P	527	371	145	11	97.9	42(1)(b)	105
							44(1)	105
							46(1)(b)	105
							51	3
Legal Aid Queensland	NP	4	4	0	0	100.0		
	P	3,535	3,336	125	74	97.9	11E	1
							27(3)	2
							40(c)	21
							42(1)(b)	4
							43(1)	2
							44(1)	156
							46(1)(b)	33
Legal Services Commission	P	2,609	2,118	257	234	91.0	42(1A)	79
							42(1)(ca)	87
							27(3)	2
							22(a)	68
							44(1)	170
							42(1)(e)	51
							43(1)	19
							45(1)(c)	3
							27	2
Public Trust Office	P	11,952	11,102	0	850	92.9	43(1)	850
	NP	333	333	0	0	100.0		
Portfolio total		51,037	24,566	5,329	21,142	58.6		

Appendix 1.7—s.108(4)(c) Action taken on documents (state government)

Those agencies with nil returns have not been included

Appendix 1.7—s.108(4)(c) Action taken on documents (state government)								
Portfolio/Agency	Applic. type personal/non-personal	No. of pages considered	Access in full	Access in part	Access refused	% of pages released in full or part	Provisions	
							Invoked	No. of times
Local Government, Sport and Recreation								
Department of Local Government, Sport and Recreation	NP	2,104	1,506	202	396	81.2	36	The number of pages considered and exempted from release does not include those applications where documents concerned were considered to be of a stated class or related to a stated subject matter and were exempted from release under s.36 and therefore the documents were not individually identified
							43	249
							44	204
							45(1)(c)	71
							46	4
Planning (prior to MOG)	NP	129	129	0	0	100.0		
Portfolio total		2,233	1,635	202	396	82.3		
Main Roads								
Department of Main Roads	NP	12,920	11,776	468	676	94.8	22(a)	52
							28A(1)	2
							29(1)(a)	1
							36(1)(a)	22
							36(1)(b)	65
							36(1)(c)	34
							36(1)(e)	15
							36(1)(f)	5
							42(3A)	1
							43(1)	364
							44(1)	278
							45(1)(b)	41
							45(1)(c)	129

Appendix 1.7—s.108(4)(c)
Action taken on documents (state government)

Portfolio/Agency	Applic. type personal/ non-personal	No. of pages considered	Access in full	Access in part	Access refused	% of pages released in full or part	Provisions	
							Invoked	No. of times
							46(1)(b)	102
							50(c)	26
	P	223	215	2	6	97.3	43(1)	6
							44(1)	2
Portfolio total		13,143	11,991	470	682	94.8		
Mines and Energy								
Minister for Mines and Energy	NP	54	4	50	0	100.0	28A	1
							50(c)	4
Department of Mines and Energy	NP	50,377	36,319	1,190	12,868	74.5	11A	307
							11C	5
							22(a)	91
							27(5)	7
							28A	5
							37(1)(c)	8
							37(1)(g)	5
							42(1)(a)	917
							42(1)(b)	14
							43(1)	6,723
							44(1)	599
							45(1)(c)	20
							50(c)	8
	P	209	182	0	27	87.1	22(a)	27
CS Energy LTD	P	363	363	0	0	100.0		
ENERGEX	P	68	65	3	0	100.0	44(1)	3
	NP	504	396	14	94	81.3	44(1)	35
							11A	49
							43(1)	21
							45(1)(c)	3
							28A(2)	
Ergon Energy PTY LTD	NP	5,096	1,282	37	3,777	25.9	40(a)	2,605
							40(b)	2,605
							40(c)	2,601
							40(d)	455
							41(1)	2,592
							43(1)	1,402
							44(1)	113
							45(1)(c)	13
							46(1)(a)	820
							46(1)(b)	2,519
	P	179	167	0	12	93.3	40(c)	8
Powerlink Queensland	NP	617	0	0	617	0.0	11A	617
Portfolio total		57,467	38,778	1,294	17,395	69.7		

Appendix 1.7—s.108(4)(c) Action taken on documents (state government)

Those agencies with nil returns have not been included

Appendix 1.7—s.108(4)(c) Action taken on documents (state government)								
Portfolio/Agency	Applic. type personal/non-personal	No. of pages considered	Access in full	Access in part	Access refused	% of pages released in full or part	Provisions	
							Invoked	No. of times
Natural Resources and Water								
Department of Natural Resources and Water	NP	62,642	51,087	5,864	5,691	90.9	22(a)	936
							22(b)	83
							27(3)	2
							30(3)(c)	55
							36(1)(b)	253
							36(1)(c)	1
							36(1)(e)	13
							36(1)(g)	9
							37(1)(e)	2
							42(1)(a)	170
							42(1)(b)	12
							43(1)	4,115
							44(1)	4,702
							45(1)(b)	656
							45(1)(c)	36
							46(1)(a)	172
							50(c)	93
	P	227	178	49	0	100.0	44(1)	1
Surveyors Board of Queensland	NP	2,652	2,652	0	0	100.0		
Valuers Registration Board of Queensland	NP	1	1	0	0	100.0		
	P	2	2	0	0	100.0		
Portfolio total		65,524	53,920	5,913	5,691	91.3		
Ombudsman								
Queensland Ombudsman	P	632	240	392	0	100.0	39(1)	5
							41(1)	2
							44(1)	1
	NP	154	137	16	1	99.4	43(1)	17
Portfolio total		786	377	408	1	99.9		
Police								
Queensland Police Service	P	15,135	7,828	5,702	1,605	89.4	28(5)	1
							28A(1)	102
							28A(2)	27
							29(4)	14
							29B	3

Appendix 1.7—s.108(4)(c)
Action taken on documents (state government)

Portfolio/Agency	Applic. type personal/non-personal	No. of pages considered	Access in full	Access in part	Access refused	% of pages released in full or part	Provisions	
							Invoked	No. of times
							35(1)	4
							35(2)(a)	1
							40(c)	2
							41(1)	38
							42(1)(a)	728
							42(1)(b)	175
							42(1)(c)	1
							42(1)(ca)	24
							42(1)(d)	184
							42(1)(e)	34
							42(1)(f)	1
							42(1)(g)	2
							42(1)(h)	2
							42(1)(i)	1
							44(1)	5,852
							44(3)	1
							44(5)	1
							46(1)(b)	2
							48(1)	1
							50(a)	4
	NP	14,107	8,726	3,844	1,537	89.1	28(5)	1
							28A(1)	106
							28A(2)	10
							29(1)(a)	4
							29(2)(a)	1
							29(2)(b)	1
							29(4)	48
							29B	124
							30(1)(a)	1
							30(1)(c)	1
							30(3)(c)	9
							36(1)(c)	14
							36(1)(e)	9
							40(c)	29
							41(1)	16
							42(1)(a)	780
							42(1)(b)	6
							42(1)(ca)	82
							42(1)(d)	522
							42(1)(e)	15
							42(1)(f)	1
							42(1)(g)	1
							42(1)(h)	2

Appendix 1.7—s.108(4)(c) Action taken on documents (state government)

Those agencies with nil returns have not been included

Appendix 1.7—s.108(4)(c) Action taken on documents (state government)								
Portfolio/Agency	Applic. type personal/non-personal	No. of pages considered	Access in full	Access in part	Access refused	% of pages released in full or part	Provisions	
							Invoked	No. of times
							43(1)	12
							44(1)	4,041
							44(3)	16
							44(5)	30
							46(1)(b)	2
							48(1)	9
Portfolio total		29,242	16,554	9,546	3,142	89.3		
Premier and Cabinet								
Commission for Children and Young People and Child Guardian	P	2,676	1,432	1,202	42	98.4	44(1)	1,290
							44(1)(b)	26
	NP	91	37	54	0	100.0	44(1)	54
Department of the Premier and Cabinet	P	471	462	0	9	98.1	43(1)	9
	NP	3,640	625	93	2,922	19.7	44(1)	34
							36(1)(a)	1,471
							36(1)(c)(i)	39
							36(1)(e)	226
							36(1)(f)	390
							45(1)(c)	11
							36(1)(g)	692
							36(1)(c)(ii)	13
							46(1)(b)	2
							36(1)(b)	102
							42(1)(e)	54
Office of the Public Service Commissioner	P	190	190	0	0	100.0		
Office of the Premier	P	22	22	0	0	100.0		
	NP	126	13	0	113	10.3	36(1)(e)	2
							36(1)(g)	111
Portfolio total		7,216	2,781	1,349	3,086	57.2		
Primary Industries and Fisheries								
Department of Primary Industries and Fisheries	NP	2,815	1,951	470	394	86.0	27(3)	135
							42(1)(b)	1
							44(1)	725
	P	54	41	1	12	77.8	27(3)	1
							42(1)(b)	2
							43(1)	5

Appendix 1.7—s.108(4)(c)
Action taken on documents (state government)

Portfolio/Agency	Applic. type personal/non-personal	No. of pages considered	Access in full	Access in part	Access refused	% of pages released in full or part	Provisions	
							Invoked	No. of times
							44(1)	10
							45(1)(a)	1
Queensland Rural Adjustment Authority	NP	4	0	1	3	25.0	38	4
	P	333	332	1	0	100.0	44(1)	1
SEA FOOD PRODUCTION Queensland	NP	12	12	0	0	100.0		
Veterinary Surgeons Board of Queensland	NP	20	20	0	0	100.0		
Portfolio total		3,238	2,356	473	409	87.4		
Public Works and Housing								
Department of Public Works	NP	906	678	0	228	74.8	28A(1)	4
							41(1)	113
							42(1)(b)	4
							42(3A)	113
							44(1)	3
							43(1)	62
							46(1)(b)	53
	P	349	349	0	0	100.0		
Board of Professional Engineers of Queensland	NP	1,178	1,178	0	0	100.0		
Department of Housing	NP	434	391	31	12	97.2	28A(1)	1
							44(1)	1
							50(c)	2
							40(c)	28
	P	6,500	6,028	125	347	94.7	44(1)	340
							46(1)(b)	256
							28A(1)	3
							28A(2)	5
							28B(2)	3
							41(1)	2
							42(1)(b)	316
							42(1)(e)	19
							43(1)	19
							22(a)	6
Building Services Authority	P	59,103	51,779	1,820	5,504	90.7	22(a)	838
							27(3)	48
							42(1)(b)	14
							42(1)(ca)	8
							42(1)(e)	1,378
							43(1)	2,728
							44(1)	2,058
							45(1)(c)	158
							46(1)(a)	223
	NP	5,074	3,632	966	476	90.6	22(a)	63
							27(3)	10
							41(a)(1)	32

Appendix 1.7—s.108(4)(c) Action taken on documents (state government)

Those agencies with nil returns have not been included

Appendix 1.7—s.108(4)(c) Action taken on documents (state government)								
Portfolio/Agency	Applic. type personal/non-personal	No. of pages considered	Access in full	Access in part	Access refused	% of pages released in full or part	Provisions	
							Invoked	No. of times
							42(1)(b)	5
							42(1)(e)	258
							43(1)	18
							44(1)	1,045
							45(1)(c)	21
							46(1)(a)	2
Residential Tenancies Authority	P	142	137	5	0	100.0	44(1)	5
	NP	232	125	0	107	53.9	46(1)(a), 46(1)(b)	1
Portfolio total		73,918	64,297	2,947	6,674	91.0		
Tourism, Regional Development and Industry								
Department of Tourism, Regional Development and Industry	NP	1,165	635	303	227	80.5	36(1)	69
							43(1)	1
							44(1)	9
							45(1)(c)	14
							11A	20
							22(a)	10
							36(1)(a)	158
	P	443	443	0	0	100.0		
Portfolio total		1,608	1,078	303	227	85.9		
Transport								
Queensland Transport	NP	12,920	11,776	468	676	94.8	22(a)	52
							28A(1)	2
							29(1)(a)	1
							36(1)(a)	22
							36(1)(b)	65
							36(1)(c)	34
							36(1)(e)	15
							36(1)(f)	5
							42(3A)	1
							43(1)	364
							44(1)	278
							45(1)(b)	41
							45(1)(c)	129
							46(1)(b)	102

Appendix 1.7—s.108(4)(c)
Action taken on documents (state government)

Portfolio/Agency	Applic. type personal/non-personal	No. of pages considered	Access in full	Access in part	Access refused	% of pages released in full or part	Provisions	
							Invoked	No. of times
							50(c)	26
	P	223	215	2	6	97.3	43(1)	6
							44(1)	2
Queensland Rail	NP	6,511	4,628	236	1,647	74.7	11A	1,606
							29B	1
							44(1)	274
							45(1)(b)	2
	P	2,173	1,965	129	79	96.4	11A	7
							40(a)	2
							44(1)	199
Portfolio total		21,827	18,584	835	2,408	89.0		
Treasury								
Board of Trustees of State Public Sector Super Fund	P	1,129	1,094	35	0	100.0	43(1)	35
	NP	3	3	0	0	100.0		
Agency total		1,132	1,097	35	0	100.0		
Deputy Premier and Treasurer	NP	37	32	5	0	100.0	44(1)	5
Agency total		37	32	5	0	100.0		
Queensland Bulk Water Supply Authority	NP	70	70	0	0	100.0		
Agency total		70	70	0	0	100.0		
Treasury Department	P	996	991	0	5	99.5	44(1)	5
	NP	3,029	2,420	526	83	97.3	36(1)(a)	1
							42(1)(b)	74
							42(1)(ca)	7
							43(1)	9
							44(1)	426
							45(1)(a)	1
							45(1)(c)	43
							46(1)(a)	80
Agency total		4,025	3,411	526	88	97.8		
Portfolio total		5,264	4,610	566	88	98.3		
Total		1,288,481	937,227	168,911	182,172	85.8		

Appendix 1.8—s.108(4)(c) Action taken on documents (local government)

Those agencies with nil returns have not been included

Appendix 1.8—s.108(4)(c) Action taken on documents (local government)								
Portfolio/Agency	Applic. type personal/non-personal	No. of pages considered	Access in full	Access in part	Access refused	% of pages released in full or part	Provisions	
							Invoked	No. of times
Reporting period 1 July 2007 to 14 March 2008								
Atherton Shire Council	NP	46	46	0	0	100.0		
Beaudesert Shire Council	NP	1,212	697	48	467	61.5	22(a)	150
							27(3)	2
							27(4)	3
							41(1)	265
							44(1)	52
							45(1)(b)	27
							45(1)(c)	14
							46(1)	2
	P	348	214	70	64	81.6	22(a)	26
							23(3)	2
							27(3)	5
							41(1)	1
							42(1)(b)	71
							44(1)	29
Boonah Shire Council	NP	33	33	0	0	100.0		
Broadsound Shire Council	P	24	24	0	0	100.0		
Burnett Shire Council	NP	73	57	16	0	100.0	44(1)	16
							42(1)(b)	7
							42(1)(e)	7
							42(1)(ca)	7
	P	40	36	4	0	100.0	44(1)	4
							42(1)(b)	4
							42(1)(e)	4
Caboolture Shire Council	NP	1,766	1,545	131	90	94.9	41(1)	13
							42(1)(b)	13
							44(1)	206
Cairns City Council	P	63	63	0	0	100.0		
	NP	2,226	2,170	56	0	100.0	44	56
Calliope Shire Council	NP	423	423	0	0	100.0		
Caloundra City Council	P	9	1	8	0	100.0	42(1)(b)	8
	NP	6,372	6,172	30	170	97.3	43(1)	170
							42(1)(b)	17
							44(1)	13

Appendix 1.8—s.108(4)(c)
Action taken on documents (local government)

Portfolio/Agency	Applic. type personal/non-personal	No. of pages considered	Access in full	Access in part	Access refused	% of pages released in full or part	Provisions	
							Invoked	No. of times
Crows Nest Shire Council	NP	45	45	0	0	100.0		
Eacham Shire Council	NP	18	18	0	0	100.0		
Emerald Shire Council	P	182	182	0	0	100.0		
	NP	76	76	0	0	100.0		
Esk Shire Council	NP	604	554	4	46	92.4	42(1)(b)	14
							43(1)	29
							41(1)	7
Fitzroy Shire Council	NP	276	276	0	0	100.0		
Gatton Shire Council	P	2	2	0	0	100.0		
	NP	20	20	0	0	100.0		
Gladstone City Council	NP	41	36	0	5	87.8	42(1)(b)	5
							42(3A)	5
Gold Coast City Council	NP	25,708	24,751	127	830	96.8	42(1)(b)	141
							42(1)(g)	25
							43(1)	825
							44(1)	35
							45(1)(c)	9
		P	843	450	229	164	80.5	42(1)(b)
Goondiwindi Town Council							43(1)	164
							44(1)	2
	NP	11	11	0	0	100.0		
Hervey Bay City Council	P	38	5	0	33	13.2	42(1)(a)	33
	NP	629	26	3	600	4.6	44(1)	1
							45(1)	600
							43(1)	2
Ipswich City Council	P	244	210	34	0	100.0	42(1)(b)	20
							44(1)	24
	NP	483	483	0	0	100.0		
Isis Shire Council	NP	87	87	0	0	100.0		
Johnstone Shire Council	NP	1,330	1,325	0	5	99.6	43(1)	1
Kingaroy Shire Council	NP	117	88	29	0	100.0	27(3)	1
							45(1)	21
							27(3)	3
							44(1)	4
Kolan Shire Council	P	69	58	0	11	84.1	12	11
Livingstone Shire Council	NP	76	76	0	0	100.0		
Mareeba Shire Council	NP	365	239	62	64	82.5	41(1)(a)	1
							43(1)	69
							46	5
							45(1)(b)	3
						44(1)	48	

Appendix 1.8—s.108(4)(c) Action taken on documents (local government)

Those agencies with nil returns have not been included

Appendix 1.8—s.108(4)(c) Action taken on documents (local government)								
Portfolio/Agency	Applic. type personal/non-personal	No. of pages considered	Access in full	Access in part	Access refused	% of pages released in full or part	Provisions	
							Invoked	No. of times
Maroochy Shire Council	NP	8,886	8,427	136	323	96.4	43(1)	320
							44(1)	118
Maryborough City Council	NP	1	1	0	0	100.0		
Miriam Vale Shire Council	P	20	20	0	0	100.0		
	NP	371	350	18	3	99.2	44(1)	16
							46(1)(a)	3
							43(1)	8
Murgon Shire Council	NP	54	54	0	0	100.0		
Nanango Shire Council	NP	114	86	28	0	100.0	44	28
Peak Downs Shire Council	P	21	21	0	0	100.0		
Pine Rivers Shire Council	P	1,413	1,256	0	157	88.9	43(1)	157
	NP	1,746	1,716	15	15	99.1	42(1)(b), 42(1)(e)	3
							42(1)(b), 42(1)(ca)	11
							42(1)(ca), 42(1)(e)	1
Redcliffe City Council	NP	21	21	0	0	100.0		
Rockhampton City Council	P	76	69	7	0	100.0	40(c)	3
							44(1)	1
							46(1)(b)	3
	NP	204	125	79	0	100.0	44(1)	79
Tiaro Shire Council	NP	3	2	1	0	100.0	42(1)(b)	1
							42(1)(c)	1
							46(1)(a)	1
Toowoomba City Council	P	163	150	12	1	99.4	42(1)	4
							44(1)	10
							46(1)(a)	3
	NP	1,579	1,525	54	0	100.0	44(1)	54
Townsville City Council	NP	874	453	2	419	52.1	22(a)	39
							45(1)	6
							51	356
							46(1)(a)	2
							45(1)(a)	18
Wambo Shire Council	NP	433	433	0	0	100.0		
Warwick Shire Council	NP	638	636	2	0	100.0	46(1)	2
Whitsunday Shire Council	P	108	79	27	2	98.1	45	29

Appendix 1.8—s.108(4)(c)
Action taken on documents (local government)

Portfolio/Agency	Applic. type personal/non-personal	No. of pages considered	Access in full	Access in part	Access refused	% of pages released in full or part	Provisions	
							Invoked	No. of times
Reporting period 15 March 2008 to 30 June 2008								
Banana Shire Council	NP	92	0	92	0	100.0	27(3)	92
Bundaberg Regional Council	NP	600	600	0	0	100.0		
Cairns Regional Council	P	288	130	158	0	100.0	44(1)	158
	NP	141	106	35	0	100.0	44(1)	35
Fraser Coast Regional Council	NP	40	7	33	0	100.0	44(1)	9
							43(1)	20
							49	5
Gatton Shire Council	P	8	8	0	0	100.0		
Gladstone Regional Council	NP	232	228	4	0	100.0	44(1)	4
Gold Coast City Council	P	621	368	239	14	97.7	42(1)(b)	253
	NP	6,961	5,981	78	902	87.0	42(1)(b)	49
							42(1)(g)	32
							43(1)	850
							44(1)	4
							45(1)(c)	27
							49	18
Gympie Regional Council	NP	26	6	6	14	46.2	41	12
							44	12
							29(1)(a)	1
Ipswich City Council	P	35	28	7	0	100.0	42(1)(b)	3
							44(1)	5
	NP	205	190	15	0	100.0	42(1)(b)	5
							44(1)	13
Mackay Regional Council	NP	385	86	49	250	35.1	44(1)	229
							43(1)	8
							46(1)(b)	2
							46(1)(a)	87
							42(1)(b)	4
Moreton Bay Regional Council	NP	599	572	27	0	100.0	42(1)(b)	24
							44(1)	3
Rockhampton Regional Council	NP	374	349	25	0	100.0	44(1)	25
Scenic Rim Regional Council	NP	101	79	7	15	85.1	27(3)	3
							43(1)	16
							44(1)	2
							45(1)(c)	1
Somerset Regional Council	P	27	25	0	2	92.6	41	2
	NP	29	29	0	0	100.0		
South Burnett Regional Council	NP	133	132	1	0	100.0	44(1)	1
Southern Downs Regional Council	NP	2	0	2	0	100.0	44(1), 46(1)(a)	2

Appendix 1.8—s.108(4)(c) Action taken on documents (local government)

Those agencies with nil returns have not been included

Appendix 1.8—s.108(4)(c) Action taken on documents (local government)								
Portfolio/Agency	Applic. type personal/non-personal	No. of pages considered	Access in full	Access in part	Access refused	% of pages released in full or part	Provisions	
							Invoked	No. of times
Sunshine Coast Regional Council	P	51	46	5	0	100.0	44(1)	5
	NP	794	785	9	0	100.0	44(1)	9
Toowoomba Regional Council	NP	192	156	22	14	92.7	44(1)	36
Townsville City Council	P	1	1	0	0	100.0		
	NP	970	461	16	493	49.2	22(a)	414
							44(1)	18
							45(1)(b)(i)	21
							43(1)	10
							46(1)(a)	27
							45(1)(c)(ii)	25
Whitsunday Regional Council	P	1	0	1	0	100.0	42(1)(b)	1
							44(1)	1
	NP	2,677	2,677	0	0	100.0		
Reporting period 1 July 2007 to 30 June 2008								
Brisbane City Council	P	1,942	1,548	366	28	98.6	28(2)	1
							35/42	10
							42(1)(b)	266
							44(1)	379
	NP	59,917	57,378	1,172	1,367	97.7	40(c)	374
							41(1)	158
							42(1)(b)	532
							43(1)	798
							44(1)	1,027
							45(1)(b)	103
							45(1)(c)	310
							45(3)	190
							46(1)(a)	454
							46(1)(b)	149
							49	24
Bulloo Shire Council	P	1	1	0	0	100.0		
Burdekin Shire Council	NP	14	14	0	0	100.0		
Cook Shire Council	P	91	22	1	68	25.3	27(3)	69
Logan City Council	P	1,355	1,149	139	67	95.1	42(1)(b)	43
							43(1)	50
							44(1)	131

Appendix 1.8—s.108(4)(c)
Action taken on documents (local government)

Portfolio/Agency	Applic. type personal/non-personal	No. of pages considered	Access in full	Access in part	Access refused	% of pages released in full or part	Provisions	
							Invoked	No. of times
							46(1)(b)	43
	NP	1,285	1,054	110	121	90.6	28	1
							22(a)	7
							42(1)(b)	95
							43(1)	2
							44(1)	131
							46(1)(b)	5
Mount Isa City Council	NP	234	233	1	0	100.0	44(1)	1
Murweh Shire Council	NP	2	2	0	0	100.0		
Redland City Council	P	325	229	89	7	97.8	28(2)	1
							44(1)	89
							43(1)	6
	NP	656	573	57	26	96.0	22(a)	1
							27(3)	27
							41	5
							43	4
							44(1)	41
							45(1)(b)	3
							45(1)(c)	2
Total		142,031	131,176	3,998	6,857	95.2		

Appendix 1.9—s.108(4)(d) Internal review decisions (state government)

Those agencies with nil returns have not been included

Appendix 1.9—s.108(4)(d) Internal review decisions (state government)			
Portfolio/Agency	No. of internal reviews received	Decision	Act provision
Child Safety			
Department of Child Safety	1	decision upheld on review	44(1), 27(3)
	1	decision upheld on review	44(1)
	1	decision varied on review	full release
	1	decision upheld on review	35B(2)
	1	decision upheld on review	35(1)
	1	decision upheld on review	44(1), 27(3)
	1	decision upheld on review	35(1)
	1	decision upheld on review	35(1)
	1	decision upheld on review	35(1)
	1	decision upheld on review	35(1)
	1	decision upheld on review	44(1)
	1	decision upheld on review	44(1), 27(3)
	1	decision varied on review	full release
	1	decision varied on review	44(1)
	1	decision varied on review	full release
	1	decision varied on review	44(1), 42(1)(b), 27(3)
	1	decision upheld on review	44(1), 27(3), 28A
	1	decision upheld on review	44(1), 28A
	1	decision upheld on review	44(1)
	1	decision upheld on review	44(1), 27(3), 28A
	1	decision varied on review	44(1)
	1	decision varied on review	44(1), 42(1)(b), 46(1)(b)
	1	decision varied on review	44(1), 42(1)(b)
	1	decision varied on review	44(1), 42(1)(b)
	1	decision upheld on review	44(1), 46(1)(b)
	1	decision upheld on review	44(1), 27(3)
	1	decision varied on review	full release
	1	withdrawn	
	1	decision varied on review	full release
Portfolio total	29		
Communities			
Department of Communities	1	not yet finalised	
Portfolio total	1		

Appendix 1.9—s.108(4)(d)
Internal review decisions (state government)

Portfolio/Agency	No. of internal reviews received	Decision	Act provision
Corrective Services			
Department of Corrective Services	1	deemed confirmed	44(1)
	1	decision varied on review	43(1)
	1	decision varied on review	43(1)
	1	decision upheld on review	11E
	1	decision upheld on review	42AA
	1	decision upheld on review	44(1)
	1	decision upheld on review	42(1)(ca)
	1	deemed confirmed	42(1)(h)
	1	deemed confirmed	42AA
	1	decision varied on review	28A(1), 28A(2)
	1	withdrawn	
	1	deemed confirmed	22(a),42(1)(h),44(1)
	1	decision upheld on review	40(c)
	1	decision upheld on review	44(1)
	1	decision upheld on review	44(1)
	1	decision varied on review	full access and 44(1)
	1	decision upheld on review	11E
	1	decision upheld on review	11E,44(1)
	1	decision varied	11E,42(1)(b),44(1)
	1	decision upheld on review	42(1)(h)
	1	decision upheld on review	11E
	1	decision upheld on review	11E
	1	deemed confirmed	42AA
	1	decision varied on review	42(1)(b)
	1	decision varied on review	11E,44(1)
	1	decision upheld on review	44(1)
	1	decision varied on review	full access original exp 11E
	1	decision varied on review	22(a),44(1)
	1	decision upheld on review	11E
	1	decision varied on review	no application fee closed
	1	decision upheld on review	11E
	1	decision upheld on review	11E
	1	decision upheld on review	no further documents found
	1	decision upheld on review	42AA,44(1)
	1	decision upheld on review	11E
	2	withdrawn	
Portfolio total	37		
Crime and Misconduct Commission			
Crime and Misconduct Commission	1	decision upheld on review	Act not apply
	1	deemed	40(c)
Portfolio total	2		

Appendix 1.9—s.108(4)(d) Internal review decisions (state government)

Those agencies with nil returns have not been included

Appendix 1.9—s.108(4)(d) Internal review decisions (state government)			
Portfolio/Agency	No. of internal reviews received	Decision	Act provision
Education, Training and the Arts			
Department of Education, Training and the Arts	1	decision varied on review	additional documents were located and released
	1	decision upheld on review	44(1)
	1	decision varied on review	additional documents were located and released
	1	decision upheld on review	35B(2)
	1	decision upheld on review	44(1)
	1	decision varied on review	additional documents were located and released
	1	decision upheld on review	35B(2)
	1	decision upheld on review	35B(2)
	1	decision upheld on review	35B(2)
	1	decision upheld on review	44(1),30(3)(c)
Central Queensland University	1	decision upheld on review	43(1),29(b) and 22
Griffith University	1	decision varied on review	44(1)
University of Queensland	1	decision upheld on review	44(1),42(1)(ca) and 43
	1	decision upheld on review	35B(2)
	1	decision upheld on review	sufficiency of search
	1	decision upheld on review	sufficiency of search
	1	decision varied on review	sufficiency of search
Portfolio total	17		
Emergency Services			
Department of Emergency Services	1	decision upheld on review	40(a)
	1	decision upheld on review	48(1)
	1	decision upheld on review	29B
	1	decision upheld on review	43(1)
	1	decision upheld on review	sufficiency of search
	1	decision varied on review	44(1)
Portfolio total	6		
Employment and Industrial Relations			
Department of Employment and Industrial Relations	3	decision upheld on review	42(1)(a)
	1	decision upheld on review	43(1)
	3	decision varied on review	43(1)
	2	decision upheld on review	45(1)(c)
	1	decision upheld on review	28A
Workcover	3	decision upheld on review	44(1)

Appendix 1.9—s.108(4)(d)
Internal review decisions (state government)

Portfolio/Agency	No. of internal reviews received	Decision	Act provision
	1	decision upheld on review	28A
Portfolio total	14		
Environmental Protection Agency			
Environmental Protection Agency	1	decision upheld on review	42(1)(b)
	2	decision varied on review	45(1)(c)
Portfolio total	3		
Health			
Corporate office and shared services		decision varied on review (on hand from previous year)	sufficiency of search
	1	decision upheld on review	42(1)(g)
	1	decision upheld on review	42(1)(h), 44(1)
Central Queensland Health Service District (HSD) (Rockhampton)	1	decision upheld on review	54(e)
Fraser Coast HSD	1	decision upheld on review	44(1)
	1	decision upheld on review	44(1)
Gold Coast HSD	1	decision upheld on review	44(1)
	1	decision upheld on review	44(1), 46(1)(b)
	1	decision upheld on review	44(1)
	1	decision upheld on review	44(1)
	1	decision upheld on review	44(1)
	1	decision upheld on review	44(1)
	1	decision upheld on review	42(1)(h), 44(1)
	1	decision varied on review	44(1)
	1	not yet finalised	
Northside HSD (The Prince Charles Hospital)	1	decision upheld on review	42(1)(b), 46(1)(b)
	1	decision upheld on review	44(1)
	1	decision varied on review	44(1)
	1	decision upheld on review	44(1), 46(1)(b)
	1	decision upheld on review	42(1)(b), 42(1)(h), 46(1)(b)
	1	decision upheld on review	44(1), 46(1)(b)
Northside HSD (Redcliffe-Caboolture)	1	decision upheld on review	44(1)
	1	decision varied on review	44(1)
	1	decision varied on review	44(1)
Princess Alexandra Hospital HSD	1	decision varied on review	44(3)
	1	decision varied on review	53
	1	decision upheld on review	44(1)
	1	decision upheld on review	53
	1	decision varied on review	44(1)
	1	decision upheld on review	44(1)
	1	decision upheld on review	44(1), 42(1)(h), 46(1)(a), 46(1)(b)
	1	decision varied on review	44(3), 42(1)(ca)
Royal Brisbane and Women's Hospital HSD	1	decision upheld on review	44(1)
	1	decision upheld on review	44(1)

Appendix 1.9—s.108(4)(d) Internal review decisions (state government)

Those agencies with nil returns have not been included

Appendix 1.9—s.108(4)(d) Internal review decisions (state government)			
Portfolio/Agency	No. of internal reviews received	Decision	Act provision
Royal Childrens Hospital HSD	1	decision upheld on review	28A(2)(b)
	1	decision upheld on review	28A(2)(b)
Southside HSD (QELI Hospital)	1	decision upheld on review	29B
Sunshine Coast and Cooloola HSD	1	decision upheld on review	44(1)
	1	decision upheld on review	44(1)
	1	decision upheld on review	46(1)(b)
Toowoomba and Darling Downs HSD	1	decision upheld on review	42(1)(ca)
	1	decision upheld on review	42(1)(ca)
Townsville HSD	1	decision varied on review	44(1), 46(1)(b)
West Moreton HSD		decision upheld on review (on hand from previous year)	42(1)(c)
	1	decision upheld on review	44(1)
	1	decision upheld on review	42(1)(h), 44(1)
	1	decision upheld on review	44(1), 46(1)(b)
Sub total - Queensland Health	45		
Statutory Authorities			
Health Quality and Complaints Commission	1	decision upheld on review	44(1), 46(1)
	1	decision upheld on review	43(1), 50(b)(ii), 39(1)(a)
Office of Health Practitioner Registration Boards	1	decision upheld on review	42(1)(a)
	1	decision upheld on review	42(1)(b), 46(1)(b)
	1	decision upheld on review	27(3)
Office of the Medical Board	1	decision upheld on review	44(1), 45(1)(c)
	1	decision varied on review	42(1)(b)
	1	decision upheld on review	35B(2)
	1	decision varied on review	44(1)
	1	withdrawn	
	1	not yet finalised	
Queensland Nursing Council	1	decision varied on review	42(1)(ca)
Sub total - Statutory Authorities	12		
Portfolio total	57		
Infrastructure and Planning			
Department of Infrastructure and Planning	1	decision upheld on review	37(1)(c), 37(1)(e), 37(1)(g), 44(1), 45(1)(c)
	1	decision upheld on review	35(2)
	1	decision upheld on review	44(1)
	1	decision upheld on review	36(1)(e), 36(1)(f)
	1	decision varied on review	36(1)(e)

Appendix 1.9—s.108(4)(d)
Internal review decisions (state government)

Portfolio/Agency	No. of internal reviews received	Decision	Act provision
Queensland Water Commission	1	decision varied on review	36(1)(a), 36(1)(b), 36(1)(c), 36(1)(e), 36(1)(f), 36(1)(g)
	1	withdrawn	
Portfolio total	7		

Justice and Attorney-General

Department of Justice and Attorney-General	1	decision upheld on review	44(1), 22(a)
	1	decision varied on review	full access
	1	decision upheld on review	22(a), 43(1), 44(1)
	1	decision upheld on review	44(1)
	1	decision varied on review	44(1)
	1	decision upheld on review	42(1)(b)
	1	decision upheld on review	44(1)
	1	decision varied on review	44(1)
	1	decision varied on review	full access
	1	decision varied on review	44(1)
	1	decision upheld on review	36(1)
	1	decision upheld on review	35B(2)
	1	decision upheld on review	FINANCIAL HARDSHIP NOT PROVED
	1	decision varied on review	45(1)(c)
	1	decision upheld on review	44(1)
	1	withdrawn/deemed	
	1	decision varied on review	full access
	1	decision varied on review	44(1)
	1	decision not made as at 30.6.08	
Legal Aid Queensland	1	decision upheld on review	46(1)(b)
Legal Services Commission	1	decision upheld on review	44(1), 42(1)(e), 43(1)
	1	decision upheld on review	full access
Public Trust Office	1	decision upheld on review	43(1)
	1	decision varied on review	43(1)
Portfolio total	24		

Local Government, Sport and Recreation

Department of Local Government, Sport and Recreation	2	decision upheld on review	44, sufficiency of search
Portfolio total	2		

Main Roads

Department of Main Roads	6	decision upheld on review	42(1)(a), 43(1), 46(1)(b)
	2	decision varied on review	36(1)(e), 37(1)(a)
Portfolio total	8		

Mines and Energy

Minister for Mines and Energy	2	decision upheld on review	50(c)
-------------------------------	---	---------------------------	-------

Appendix 1.9—s.108(4)(d) Internal review decisions (state government)

Those agencies with nil returns have not been included

Appendix 1.9—s.108(4)(d) Internal review decisions (state government)			
Portfolio/Agency	No. of internal reviews received	Decision	Act provision
Department of Mines and Energy	6	decision upheld on review	42(1)(a), 43(1), 44(1), 45(1)(a), 45(1)(b), 45(1)(c), 46(1)(a), 46(1)(b)
	3	decision varied on review	22(a), 43(1), 45(1)(c)
ENERGEX	3	decision upheld on review	43(1), 41(1)
		decision varied on review	35C and 45(1)(c)
Ergon Energy Corporation Limited	2	decision upheld on review	40(a), 40(b), 40(c), 40(d), 41(1), 43(1), 44(1), 46(1)(b), 46(1)(a), 42(1)(a), 45(1)(c)
Powerlink Queensland	1	decision upheld on review	11A
Portfolio total	17		
Natural Resources and Water			
Department of Natural Resources and Water	1	decision upheld on review	43(1), 44(1), 45(1)(c)
	1	decision upheld on review	27(3)
	1	decision upheld on review	44(1)
	1	decision upheld on review	36(1), 43(1), 50(c)(i)
	1	decision upheld on review	28A
	2	decision upheld on review	35B
	1	decision varied on review	44(1)
	1	decision varied on review	27(3)
	1	decision varied on review	28A(1)
	1	decision varied on review	43(1), 44(1), 50(c)
	1	decision varied on review	44(1), 46(1)
	1	decision varied on review	44(1), 42(3)(A)
Portfolio total	13		
Ombudsman			
Queensland Ombudsman	1	decision upheld on review	39(1)(a), 41(1)
Portfolio total	1		
Police			
Queensland Police Service	1	decision upheld on review	29(4), 42(1)(c), 42(1)(e), 42(1)(f), 42(1)(g), 42(1)(h), 42A
	1	decision upheld on review	29(1)(a)
	1	decision upheld on review	44(1), 41(1), 29B(4)(d)(iii)
	1	decision upheld on review	44(1), 41(1), 22(a)
	1	decision upheld on review	44(1)
	1	decision upheld on review	41(1), 22(a)
	1	decision upheld on review	22(a)
	1	decision upheld on review	28A(1)

Appendix 1.9—s.108(4)(d)
Internal review decisions (state government)

Portfolio/Agency	No. of internal reviews received	Decision	Act provision
	1	decision upheld on review	29(4), 42(1)(b)
	1	decision upheld on review	further searches conducted, nil located
	1	decision upheld on review	44(1)
	1	decision upheld on review	28A(1), 28A(2)
	1	decision upheld on review	28A(1)
	1	decision upheld on review	22(a)
	1	decision upheld on review	22(a)
	1	decision upheld on review	28A(1)
	1	decision upheld on review	44(1)
	1	decision upheld on review	44(1), 42(1A)
	1	decision upheld on review	22(a)
	1	decision upheld on review	28A
	1	decision upheld on review	22(a), 42(1)(a), 42(1)(d)
	1	decision upheld on review	44(1)
	1	decision upheld on review	42(1)(b)
	1	decision upheld on review	29(4), 44(1)
	1	decision upheld on review	44(1), 22(a)
	1	decision upheld on review	29(2)(a), 29(2)(b)
	1	decision upheld on review	29B(3)
	1	decision upheld on review	29(4), 44(1)
	1	decision upheld on review	42(1)(a), 42(1)(d)
	1	decision upheld on review	29(4), 44(1)
	1	decision upheld on review	22(a)
	1	decision varied on review	full release
	1	decision varied on review	44(1)
	1	decision varied on review	sufficiency of search
	1	decision varied on review	44(1)
	1	decision varied on review	additional documents located and released
	1	decision varied on review	44(1), 28A(1)
	1	decision varied on review	full release
	1	decision varied on review	28A(1)
	1	decision varied on review	44(1)
Portfolio total	40		
Premier and Cabinet			
Commission for Children and Young People and Child Guardian	3	decision varied on review	44(1)
Department of the Premier and Cabinet	1	decision upheld on review	22(b)
	1	decision varied on review	27(4)
Portfolio total	5		
Primary Industries and Fisheries			
Department of Primary Industries and Fisheries	4	decision upheld on review	sufficiency of search
	1	decision varied on review	27(3), 44(1), more docs located

Appendix 1.9—s.108(4)(d) Internal review decisions (state government)

Those agencies with nil returns have not been included

Appendix 1.9—s.108(4)(d) Internal review decisions (state government)			
Portfolio/Agency	No. of internal reviews received	Decision	Act provision
	1	decision upheld on review	application of fee
Office of the Minister	1	decision upheld on review	sufficiency of search
Portfolio total	7		
Public Works and Housing			
Department of Public Works	1	decision upheld on review	22(a)
Department of Housing	1	decision upheld on review	44(1), 46(1)(b)
	1	decision upheld on review	42(1)(b), 44(1), 46(1)(b)
	1	decision varied on review	42(1)(b), 44(1), 46(1)(b)
	1	decision upheld on review	54E(2)
Building Services Authority	1	decision upheld on review	42(1)(e)
	2	decision upheld on review	reviews related to payment of fee 35(c)(1)
	2	decision upheld on review	consulted parties wanted no documents released
Portfolio total	9		
Transport			
Queensland Transport	10	decision upheld on review	25A,28A(1),36(1)(c),42(1)(b),43(1),46(1)(b)
	10	decision varied on review	36(1)(a),36(1)(c),36(1)(f),44(1),50(c)
	2	withdrawn	
QR Limited	1	decision upheld on review	11A,
	1	decision upheld on review	29B
	1	decision upheld on review	40(a)
Portfolio total	25		
Treasury			
Treasury Department	1	decision upheld on review	no documents located
	1	decision upheld on review	full release
	1	decision upheld on review	45(1)(c)
	1	decision varied on review	45(1)(c)
Portfolio total	4		
Total	328		

Appendix 1.10—s.108(4)(d) Internal review decisions (local government)

Those agencies with nil returns have not been included

Appendix 1.10—s.108(4)(d) Internal review decisions (local government)			
Portfolio/Agency	No. of internal reviews received	Decision	Act provision
Reporting period 1 July 2007 to 14 March 2008			
Caboolture Shire Council	1	decision varied on review	42(1)(b), 44(1)
Douglas Shire Council	1	decision upheld on review	43(1), 44(1)
Gold Coast City Council	6	decision upheld on review	42(1)(b), 43(1), 28A
Hervey Bay City Council	1	decision upheld on review	44(1)
Kilcoy Shire Council	1	decision upheld on review	44(1)
Livingstone Shire Council	2	decision upheld on review	42(1)(b), 39
Miriam Vale Shire Council	1	decision upheld on review	44(2)
Rockhampton City Council	1	decision upheld on review	28A
Whitsunday Shire Council	1	decision upheld on review	42(1)(b), 44(1)
Reporting period 15 March 2008 to 30 June 2008			
Cairns Regional Council	2	decision upheld on review	22(a), 43(1)
Gympie Regional Council	2	decision upheld on review	29(1)(a), 41, 44
Moreton Bay Regional Council	1	decision upheld on review	41(1)
Rockhampton Regional Council	1	decision upheld on review	42(1)(e)
	1	decision varied on review	44(1)
Whitsunday Regional Council	2	decision upheld on review	42(1)(b), 44(1)
Reporting period 1 July 2007 to 30 June 2008			
Brisbane City Council	1	decision upheld on review	41(1), 45(1)(b), 49
	1	decision upheld on review	29
	1	decision upheld on review	43(1)
	1	decision upheld on review	29
	1	decision upheld on review	29
	1	decision upheld on review	40(c), 43(1), 44(1), 46(1)(a)
	1	decision upheld on review	35B(2)
	1	decision upheld on review	42(1)(b), 43(1), 44(1)
	1	decision upheld on review	35B(2)
	1	decision upheld on review	35B(2)
	1	decision upheld on review	35B(2)
Logan City Council	1	decision upheld on review	28
	1	decision upheld on review	42(1)(b), 44(1)
	1	decision upheld on review	42(1)(b), 46(1)(b)
	1	decision upheld on review	44(1)
	1	decision upheld on review	44(1), 46(1)(a)
	1	withdrawn	
Total	41		

Appendix 1.11—s.108(4)(i) Fees and charges collected (state government)

Those agencies with nil returns have not been included

Appendix 1.11—s.108(4)(i) Fees and charges collected (state government)			
Portfolio/Agency	Fees collected \$	Charges collected \$	Total collected \$
Child Safety			
Department of Child Safety	2,913.70	1,226.90	4,140.60
Portfolio total	2,913.70	1,226.90	4,140.60
Communities			
Department of Communities	506.25	2,035.30	2,541.55
Disability Services Queensland	145.50	0.00	145.50
Portfolio total	651.75	2,035.30	2,687.05
Corrective Services			
Department of Corrective Services	1,309.00	3,109.97	4,418.97
Portfolio total	1,309.00	3,109.97	4,418.97
Crime and Misconduct Commission			
Crime and Misconduct Commission	398.50	397.20	795.70
Portfolio total	398.50	397.20	795.70
Education, Training and the Arts			
Department of Education, Training and the Arts	2,923.25	12,208.42	15,131.67
Queensland College of Teachers	72.50	0.00	72.50
Central Queensland University	213.90	159.60	373.50
Griffith University	109.50	368.20	477.70
James Cook University	36.50	0.00	36.50
Queensland University of Technology	216.50	121.55	338.05
University of Queensland	114.00	743.60	857.60
University of Southern Queensland	36.00	185.40	221.40
University of Sunshine Coast	36.00	4.00	40.00
Queensland Art Gallery	36.00	0.00	36.00
Portfolio total	3,794.15	13,790.77	17,584.92
Emergency Services			
Office of the Minister	36.00	0.00	36.00
Department of Emergency Services	6,672.23	3,262.85	9,935.08
Portfolio total	6,708.23	3,262.85	9,971.08
Employment and Industrial Relations			
Department of Employment and Industrial Relations	17,121.50	36,564.45	53,685.95
Q-Comp	361.60	583.40	945.00
Workcover	2,263.00	1,314.50	3,577.50
Portfolio total	19,746.10	38,462.35	58,208.45

Appendix 1.11—s.108(4)(i)
Fees and charges collected (state government)

Portfolio/Agency	Fees collected \$	Charges collected \$	Total collected \$
Environmental Protection Agency			
Environmental Protection Agency	3,352.50	13,172.86	16,525.36
National Trust of Queensland	73.00	328.80	401.80
Portfolio total	3,425.50	13,501.66	16,927.16
Health			
Queensland Health			
Corporate office and statewide	2,177.00	5,721.70	7,898.70
Cairns and Hinterland Health Service District			
(Cairns facilities)	108.50	0.00	108.50
(Innisfail facilities)	36.00	0.00	36.00
(Tablelands facilities)	121.50	0.00	121.50
Central Queensland Health Service District			
(Gladstone facilities)	109.50	0.00	109.50
(Rockhampton facilities)	182.50	55.40	237.90
Central West Health Service District	36.00	0.00	36.00
Fraser Coast Health Service District	325.50	115.60	441.10
Gold Coast Health Service District	876.00	216.80	1,092.80
Northside Health Service District			
(The Prince Charles Hospital facilities)	547.50	327.40	874.90
(Redcliffe-Caboolture facilities)	684.00	234.00	918.00
Princess Alexandra Hospital Health Service District	2,879.50	6,317.90	9,197.40
Royal Brisbane and Women's Hospital Health Service District	5,640.25	6,063.30	11,703.55
Royal Children's Hospital Health Service District	624.60	1,019.60	1,644.20
Southside Health Service District			
(Bayside facilities)	73.00	156.80	229.80
(Logan-Beaudesert facilities)	400.50	565.00	965.50
(QEI Hospital facilities)	144.00	78.40	222.40
South West Health Service District	36.50	130.60	167.10
Sunshine Coast and Cooloola Health Service District	727.50	18.55	746.05
Toowoomba and Darling Downs Health Service District	1,744.50	2,058.40	3,802.90
Townsville Health Service District	871.40	0.00	871.40
West Moreton South Burnett Health Service District			
(South Burnett facilities)	292.00	17.20	309.20
(West Moreton facilities)	1,483.00	2,406.55	3,889.55
Wide Bay Health Service District	399.00	145.15	544.15
Sub total - Queensland Health	20,519.75	25,648.35	46,168.10

Appendix 1.11—s.108(4)(i) Fees and charges collected (state government)

Those agencies with nil returns have not been included

Appendix 1.11—s.108(4)(i) Fees and charges collected (state government)			
Portfolio/Agency	Fees collected \$	Charges collected \$	Total collected \$
Statutory Authorities			
Office of Health Practitioner Registration Boards	399.00	1,152.80	1,551.80
Office of the Medical Board	689.00	74.10	763.10
Health Quality Complaints Commission	180.00	439.40	619.40
Queensland Nursing Council	363.00	4,949.80	5,312.80
Queensland Institute of Medical Research	36.50	0.00	36.50
Sub total - Statutory Authorities	1,667.50	6,616.10	8,283.60
Portfolio total	22,187.25	32,264.45	54,451.70
Infrastructure and Planning			
Department of Infrastructure and Planning	1,376.00	1,851.60	3,227.60
Queensland Water Commission	254.50	0.00	254.50
Portfolio total	1,630.50	1,851.60	3,482.10
Justice and Attorney-General			
Office of the Attorney-General	73.00	252.00	325.00
Department of Justice and Attorney-General	2,466.50	1,883.00	4,349.50
Electoral Commission of Queensland	36.00	0.00	36.00
Legal Aid Queensland	72.50	0.00	72.50
Legal Services Commission	148.00	271.40	419.40
Public Trust Office	36.00	0.00	36.00
Portfolio total	2,832.00	2,406.40	5,238.40
Local Government, Sport and Recreation			
Department of Local Government, Sport and Recreation	724.75	1,494.20	2,218.95
Planning (prior to MOG)	36.00	166.00	202.00
Portfolio total	760.75	1,660.20	2,420.95
Main Roads			
Department of Main Roads	3,117.50	7,059.10	10,176.60
Portfolio total	3,117.50	7,059.10	10,176.60
Mines and Energy			
Minister for Mines and Energy	36.00	0.00	36.00
Department of Mines and Energy	3,734.15	17,864.25	21,598.40
ENERGEX	1,559.56	128.40	1,687.96
Ergon Energy PTY LTD	507.00	0.00	507.00
Powerlink	108.50	0.00	108.50
Portfolio total	5,945.21	17,992.65	23,937.86

Appendix 1.11—s.108(4) (i)
Fees and charges collected (state government)

Portfolio/Agency	Fees collected \$	Charges collected \$	Total collected \$
Natural Resources and Water			
Department of Natural Resources and Water	6,481.60	15,956.95	22,438.55
Surveyors Board of Queensland	36.50	540.00	576.50
Valuers Registration Board of Queensland	36.50	0.00	36.50
Portfolio total	6,554.60	16,496.95	23,051.55
Ombudsman			
Queensland Ombudsman	137.95	0.00	137.95
Portfolio total	137.95	0.00	137.95
Police			
Queensland Police	25,039.70	6,842.00	31,881.70
Portfolio total	25,039.70	6,842.00	31,881.70
Premier and Cabinet			
Commission for Children and Young People and Child Guardian	72.00	202.50	274.50
Department of the Premier and Cabinet	1,635.50	1,073.60	2,709.10
Queensland Audit Office	36.00	0.00	36.00
Office of the Premier	181.00	0.00	181.00
Portfolio total	1,924.50	1,276.10	3,200.60
Primary Industries and Fisheries			
Department of Primary Industries and Fisheries	1,053.50	3,011.20	4,064.70
Safe Food Production Queensland	36.50	2.40	38.90
Veterinarian Surgeons Board of Queensland	36.50	0.00	36.50
Portfolio total	1,126.50	3,013.60	4,140.10
Public Works and Housing			
Department of Public Works	579.00	681.17	1,260.17
Board of Professional Engineers of Queensland	36.50	980.16	1,016.66
Department of Housing	326.00	527.92	853.92
Building Services Authority	1,088.10	1,544.80	2,632.90
Residential Tenancies Authority	72.00	0.00	72.00
Portfolio total	2,101.60	3,734.05	5,835.65
Tourism, Regional Development and Industry			
Department of Tourism, Regional Development and Industry	217.00	939.20	1,156.20
Portfolio total	217.00	939.20	1,156.20
Transport			
Queensland Transport	14,752.20	23,623.35	38,375.55
QR Limited	1,740.00	2,125.20	3,865.20
Portfolio total	16,492.20	25,748.55	42,240.75

Appendix 1.11—s.108(4)(i) Fees and charges collected (state government)

Those agencies with nil returns have not been included

Appendix 1.11—s.108(4)(i) Fees and charges collected (state government)			
Portfolio/Agency	Fees collected \$	Charges collected \$	Total collected \$
Treasury			
Board of Trustees of State Public Sector Super Fund	36.50	0.00	36.50
Nominal Defendant	36.50	0.00	36.50
Queensland Bulk Water Supply Authority	73.00	0.00	73.00
Treasurer	36.50	0.00	36.50
Treasury Department	2,620.50	934.60	3,555.10
Portfolio total	2,803.00	934.60	3,737.60
Grand total	131,817.19	198,006.45	329,823.64

Appendix 1.12—s.108(4)(i) Fees and charges collected (local government)

Those agencies with nil returns have not been included

Appendix 1.12—s.108(4)(i) Fees and charges collected (local government)			
Portfolio/Agency	Fees collected \$	Charges collected \$	Total collected \$
Reporting period 1 July 2007 to 14 March 2008			
Atherton Shire Council	0.00	214.40	214.40
Banana Shire Council	72.00	0.00	72.00
Beaudesert Shire Council	289.00	572.65	861.65
Boonah Shire Council	33.00	0.00	33.00
Broadsound Shire Council	36.00	0.00	36.00
Burnett Shire Council	124.50	13.00	137.50
Caboolture Shire Council	722.00	2,065.35	2,787.35
Cairns City Council	793.50	807.15	1,600.65
Calliope Shire Council	36.00	69.80	105.80
Caloundra City Council	615.00	1,406.10	2,021.10
Crows Nest Shire Council	107.75	90.20	197.95
Dalby Town Council	72.00	0.00	72.00
Douglas Shire Council	286.75	2,654.70	2,941.45
Eacham Shire Council	36.00	19.80	55.80
Emerald Shire Council	0.00	32.73	32.73
Esk Shire Council	181.00	356.60	537.60
Fitzroy Shire Council	36.00	0.00	36.00
Gatton Shire Council	109.50	0.00	109.50
Gladstone City Council	144.00	638.00	782.00
Gold Coast City Council	2,969.50	10,333.90	13,303.40
Goondiwindi Town Council	36.00	0.00	36.00
Hervey Bay City Council	324.00	0.00	324.00
Ipswich City Council	760.00	537.00	1,297.00
Isis Shire Council	72.00	26.50	98.50
Johnstone Shire Council	216.00	1,772.30	1,988.30
Kilcoy Shire Council	35.25	70.50	105.75
Kingaroy Shire Council	144.50	313.04	457.54
Kolan Shire Council	0.00	11.60	11.60
Livingstone Shire Council	145.50	8.60	154.10
Mackay City Council	540.00	121.20	661.20
Mareeba Shire Council	36.00	1,857.00	1,893.00
Maroochy Shire Council	1,301.50	1,771.80	3,073.30
Maryborough City Council	36.00	0.00	36.00
Miriam Vale Shire Council	144.50	402.26	546.76
Nanango Shire Council	326.00	0.00	326.00

Appendix 1.12—s.108(4)(i) Fees and charges collected (local government)

Those agencies with nil returns have not been included

Appendix 1.12—s.108(4)(i) Fees and charges collected (local government)			
Portfolio/Agency	Fees collected \$	Charges collected \$	Total collected \$
Peak Downs Shire Council	36.00	0.00	36.00
Pine Rivers Shire Council	684.00	499.95	1,183.95
Redcliffe City Council	108.00	5.80	113.80
Rockhampton City Council	253.50	0.00	253.50
Thuringowa City Council	180.50	239.80	420.30
Tiaro Shire Council	72.50	0.00	72.50
Toowoomba City Council	542.00	809.10	1,351.10
Townsville City Council	615.00	4,079.49	4,694.49
Wambo Shire Council	72.50	0.00	72.50
Warwick Shire Council	184.25	214.80	399.05
Whitsunday Shire Council	251.25	276.35	527.60
Reporting period 15 March 2008 to 30 June 2008			
Banana Shire Council	109.50	477.60	587.10
Bundaberg Regional Council	110.00	300.00	410.00
Cairns Regional Council	365.00	70.20	435.20
Dalby Regional Council	36.50	0.00	36.50
Fraser Coast Regional Council	288.00	0.00	288.00
Gatton Shire Council	36.50	0.00	36.50
Gladstone Regional Council	72.50	10.80	83.30
Gold Coast City Council	1,824.00	2,630.90	4,454.90
Gympie Regional Council	36.50	278.60	315.10
Ipswich City Council	504.00	1,557.80	2,061.80
Mackay Regional Council	219.00	0.00	219.00
Moreton Bay Regional Council	584.00	235.40	819.40
Rockhampton Regional Council	292.00	304.60	596.60
Scenic Rim Regional Council	36.50	266.60	303.10
Somerset Regional Council	36.50	0.00	36.50
Southern Downs Regional Council	36.00	0.00	36.00
Sunshine Coast Regional Council	765.50	1,778.90	2,544.40
Toowoomba Regional Council	219.00	291.80	510.80
Townsville City Council	292.00	470.40	762.40
Whitsunday Regional Council	108.50	54.40	162.90

Appendix 1.12—s.108(4)(i)
Fees and charges collected (local government)

Portfolio/Agency	Fees collected \$	Charges collected \$	Total collected \$
Reporting period 1 July 2007 to 30 June 2008			
Brisbane City Council	7,521.30	16,850.00	24,371.30
Burdekin Shire Council	108.00	0.00	108.00
Cook Shire Council	105.50	0.00	105.50
Croydon Shire Council	36.50	0.00	36.50
Logan City Council	1,053.50	296.15	1,349.65
Mount Isa City Council	252.00	1,402.85	1,654.85
Murweh Shire Council	69.00	0.00	69.00
Redland City Council	1,201.00	737.60	1,938.60
Total	30,098.55	60,306.07	90,404.62

Appendix 1.13—s.108(4)(b) Number of Preliminary Assessment Notices (PANs) and Final Assessment Notices (FANs) issued (state government)

Those agencies with nil returns have not been included

Appendix 1.13—s.108(4)(b) Number of Preliminary Assessment Notices (PANs) and Final Assessment Notices (FANs) issued (state government)		
Portfolio/Agency	PAN's Issued	FAN's Issued
Child Safety		
Department of Child Safety	100	37
Portfolio total	100	37
Communities		
Department of Communities	11	12
Portfolio total	11	12
Corrective Services		
Department of Corrective Services	24	23
Portfolio total	24	23
Crime and Misconduct Commission		
Crime and Misconduct Commission	2	2
Portfolio total	2	2
Education, Training and the Arts		
Department of Education, Training and the Arts	58	35
Griffith University	2	2
University of Southern Queensland	1	1
University of Queensland	2	2
Central Queensland University	2	2
Portfolio total	65	42
Emergency Services		
Department of Emergency Services	16	6
Portfolio total	16	6
Employment and Industrial Relations		
Department of Employment and Industrial Relations	412	412
Q-Comp	8	5
Workcover	96	96
Portfolio total	516	513
Environmental Protection Agency		
Environmental Protection Agency	42	29
National Trust of Queensland	2	2
Portfolio total	44	31

Appendix 1.13—s.108(4)(b)

Number of Preliminary Assessment Notices (PANs) and Final Assessment Notices (FANs) issued (state government)

Portfolio/Agency	PAN's Issued	FAN's Issued
Health		
Queensland Health		
Corporate office and statewide	28	18
Central West Health Service District	1	0
Fraser Coast Health Service District	1	0
Gold Coast Health Service District	0	2
Northside Health Service District		
(Redcliffe-Caboolture facilities)	2	0
(The Prince Charles Hospital facilities)	5	4
Princess Alexandra Hospital Health Service District	0	54
Royal Brisbane and Women's Hospital Health Service District	3	0
Royal Children's Hospital Health Service District	1	0
Southside Health Service District		
(Bayside facilities)	2	0
(Logan-Beaudesert facilities)	14	7
South West Health Service District	1	1
Sunshine Coast and Cooloola Health Service District	1	0
Toowoomba and Darling Downs Health Service District	33	23
West Moreton South Burnett Health Service District		
(South Burnett facilities)	2	0
(West Moreton facilities)	13	5
Wide Bay Health Service District	4	0
Sub total - Queensland Health	111	114
Statutory Authorities		
Office of Health Practitioner Registration Boards	4	3
Office of the Medical Board	6	6
Queensland Nursing Council	9	6
Health Quality and Complaints Commission	3	3
Sub total - Statutory Authorities	22	18
Portfolio total	133	132
Infrastructure and Planning		
Department of Infrastructure and Planning	15	7
Queensland Water Commission	1	0
Portfolio total	16	7
Justice and Attorney-General		
Office of the Attorney-General	1	1
Department of Justice and Attorney-General	21	10
Electoral Commission of Queensland	1	1
Legal Services Commission	2	1
Portfolio total	25	13

Appendix 1.13—s.108(4)(b) Number of Preliminary Assessment Notices (PANs) and Final Assessment Notices (FANs) issued (state government)

Those agencies with nil returns have not been included

Appendix 1.13—s.108(4)(b) Number of Preliminary Assessment Notices (PANs) and Final Assessment Notices (FANs) issued (state government)		
Portfolio/Agency	PAN's Issued	FAN's Issued
Local Government, Sport and Recreation		
Department of Local Government, Sport and Recreation	7	5
Planning (prior to MOG)	1	1
Portfolio total	8	6
Main Roads		
Department of Main Roads	75	57
Portfolio total	75	57
Mines and Energy		
Minister for Mines and Energy	2	1
Department of Mines and Energy	78	60
CS Energy	1	0
ENERGEX	1	1
Ergon Energy Corporation Limited	1	0
Portfolio total	83	62
Natural Resources and Water		
Department of Natural Resources and Water	84	90
Surveyors Board of Queensland ²	1	1
Portfolio total	85	91
Police		
Queensland Police Service	49	39
Portfolio total	49	39
Premier and Cabinet		
Commission for Children and Young People and Child Guardian	2	1
Department of the Premier and Cabinet	7	5
Queensland Audit Office	1	0
Office of the Premier	1	0
Portfolio total	11	6
Primary Industries and Fisheries		
Department of Primary Industries and Fisheries	20	12
Safe Food Production Queensland	1	1
Portfolio total	21	13

Appendix 1.13—s.108(4)(b)

Number of Preliminary Assessment Notices (PANs) and Final Assessment Notices (FANs) issued (state government)

Portfolio/Agency	PAN's Issued	FAN's Issued
Public Works and Housing		
Department of Public Works	4	4
Board of Professional Engineers of Queensland	1	1
Department of Housing	6	3
Building Services Authority	7	5
Portfolio total	18	13
Tourism, Regional Development and Industry		
Department of Tourism, Regional Development and Industry	2	2
Portfolio total	2	2
Transport		
Queensland Transport	302	239
QR Limited	19	19
Portfolio total	321	258
Treasury		
Treasury Department	5	2
Portfolio total	5	2
Grand total	1,630	1,367

Appendix 1.14—s.108(4)(b) Number of Preliminary Assessment Notices (PANs) and Final Assessment Notices (FANs) issued (local government)

Those agencies with nil returns have not been included those agencies with nil returns have not been included

Appendix 1.14—s.108(4)(b) Number of Preliminary Assessment Notices (PANs) and Final Assessment Notices (FANs) issued (local government)		
Portfolio/Agency	PAN's Issued	FAN's Issued
Reporting period 1 July 2007 to 14 March 2008		
Atherton Shire Council	2	2
Banana Shire Council	1	0
Beaudesert Shire Council	5	5
Boonah Shire Council	1	0
Broadsound Shire Council	1	1
Caboolture Shire Council	10	23
Cairns City Council	14	12
Calliope Shire Council	1	0
Caloundra City Council	1	1
Crows Nest Shire Council	3	3
Dalby Town Council	1	0
Douglas Shire Council	1	1
Eacham Shire Council	1	1
Esk Shire Council	1	1
Fitzroy Shire Council	0	1
Gladstone City Council	1	0
Gold Coast City Council	39	33
Johnstone Shire Council	10	0
Kingaroy Shire Council	4	4
Mackay City Council	1	0
Mareeba Shire Council	3	3
Maroochy Shire Council	33	33
Miriam Vale Shire Council	2	2
Pine Rivers Shire Council	1	0
Redcliffe City Council	1	0
Thuringowa City Council	2	2
Tiaro Shire Council	2	2
Toowoomba City Council	8	6
Townsville City Council	17	17
Warwick Shire Council	1	1
Whitsunday Shire Council	5	0

Appendix 1.14—s.108(4)(b)

Number of Preliminary Assessment Notices (PANs) and Final Assessment Notices (FANs) issued (local government)

Portfolio/Agency	PAN's Issued	FAN's Issued
Reporting period 15 March 2008 to 30 June 2008		
Banana Shire Council	2	2
Bundaberg Regional Council	3	2
Cairns Regional Council	0	8
Gladstone Regional Council	2	0
Gold Coast City Council	23	17
Gympie Regional Council	2	2
Ipswich City Council	3	3
Moreton Bay Regional Council	6	7
Rockhampton Regional Council	1	1
Scenic Rim Regional Council	1	2
South Burnett Regional Council	1	1
Southern Downs Regional Council	1	0
Sunshine Coast Regional Council	14	20
Toowoomba Regional Council	3	3
Townsville City Council	4	9
Whitsunday Regional Council	2	2
Reporting period 1 July 2007 to 30 June 2008		
Brisbane City Council	79	79
Cook Shire Council	1	0
Croydon Shire Council	1	0
Logan City Council	1	1
Mount Isa City Council	7	3
Murweh Shire Council	1	0
Redland City Council	9	43
Total	340	359

Notes:
