

FREEDOM OF INFORMATION

ANNUAL REPORT

1997 - 1998

Freedom of Information

Annual Report

1997 - 1998

**Prepared by the
Human Rights and Administrative Law Branch
of the
Department of Justice and Attorney General**

Table of Contents

Chapter		Page
1.0	INTRODUCTION	5
1.1	ROLE OF THE HUMAN RIGHTS AND - ADMINISTRATIVE LAW BRANCH	5
1.2	REPORTING ON THE OPERATION OF THE ACT	5
2.0	KEY ISSUES	9
2.1	FEES AND CHARGES	9
2.2	RESOURCES	9
2.3	LOCATING DOCUMENTS	9
2.4	VEXATIOUS APPLICATIONS	10
2.5	PROPOSEDCHANGES TO LEGISLATION	11
2.6	SUMMARY AND CONCLUSION	13
3.0	ADMINISTRATIVE ACTIVITIES	15
3.1	APPLICATIONS TO THE INFORMATION COMMISSIONER	15
3.2	NOTICES RECEIVED UNDER SECTION 20(1)	18
3.3	DISCIPLINARY ACTION	18
3.4	ACCESS FACILITIES	19
3.5	OTHER EFFORTS TO IMPLEMENT AND ADMINISTER THE ACT ..	19
4.0	SUMMARY AND OVERVIEW OF STATISTICS	21
4.1	NUMBER OF ACCESS APPLICATIONS RECEIVED	21
4.2	ACTION ON DOCUMENTS CONSIDERED	23
4.3	NUMBER OF AMENDMENT APPLICATIONS RECEIVED	25
4.4	LIST OF PROVISIONS FOUND IN THE ACT	26
5.0	STATISTICAL INFORMATION	29
5.1	NUMBER OF ACCESS APPLICATIONS (STATE GOVERNMENT) ...	29
5.2	NUMBER OF ACCESS APPLICATIONS (LOCAL GOVERNMENT) ..	41
5.3	NUMBER OF AMENDMENT APPLICATIONS (STATE GOVERNMENT)	45
5.4	ACTION TAKEN ON DOCUMENTS (STATE GOVERNMENT)	48
5.5	ACTION TAKEN ON DOCUMENTS (LOCAL GOVERNMENT)	84
5.6	INTERNAL REVIEW DECISIONS (STATE GOVERNMENT)	91
5.7	INTERNAL REVIEW DECISIONS (LOCAL GOVERNMENT)	100
5.8	FEES AND CHARGES COLLECTED (STATE GOVERNMENT)	101
5.9	FEES AND CHARGES COLLECTED (LOCAL GOVERNMENT)	106

***Freedom of Information Act 1992* Section 108**

Reference Guide

Section	Pages
108(2)	9-13
108(4)(a)	29-47
108(4)(b)&(c)	48-90
108(4)(d)	91-99
108(4)(e)	16-18
108(4)(f)	18
108(4)(g)	18
108(4)(h)	100-106
108(4)(I)	19
108(4)(j)	19

10

1.0 INTRODUCTION

1.1 ROLE OF THE HUMAN RIGHTS AND ADMINISTRATIVE LAW BRANCH

The Human Rights and Administrative Law Branch originally had responsibility for the coordination and implementation of the *Freedom of Information Act 1992* for the agencies of both state and local government. Extensive Queensland-wide training was provided to both state government and local government agencies during the first three years of the Act's commencement with demand for this type of assistance declining as decision-makers and coordinators gained greater experience in processing applications under the Act itself. Consequently, the Branch's current activities are confined to referring public enquiries to the appropriate agencies, and discharging its statutory obligation to compile and present the Annual Report on the operation and administration of the *Freedom of Information Act*.

Five years has elapsed since the Act's introduction. In that time it has been possible to observe:

- As the agencies concerned process applications made under Section 25 of the *Freedom of Information Act 1992*, staff naturally develop familiarity with the Act;
- The Freedom of Information Policy and Procedures Manual published by the Human Rights and Administrative Law Branch is now widely used by all the agencies concerned with the administration of the *Freedom of Information Act 1992*; and
- Individual agencies and Departments have instigated their own training in relation to the *Freedom of Information Act 1992*. Many of these agencies and departments have also incorporated freedom of information principles into their induction training.

1.2 REPORTING ON THE OPERATION OF THE ACT

Section 108 of the *Freedom of Information Act 1992* states as follows:

" 108.(1) The Minister administering this Act shall, as soon as practicable after the end of each financial year, prepare a report on the operation of this Act during that year and cause a copy of the report to be tabled in the Legislative Assembly.

(2) The report is to include details of the difficulties (if any) encountered during the year by agencies and Ministers in the administration of this Act.

(3) Each responsible Minister must, in relation to the agencies within the Minister's portfolio and in relation to the Minister's official documents, comply with any prescribed requirements concerning that information and the keeping of records for the purposes of this section.

(4) A report under subsection (1) must include, in relation to the financial year to which it relates, particulars of the operations of each agency and Minister under this Act including, in relation to each agency and Minister—

- (a) the number of applications made to each agency and to each Minister, and
- (b) the number of decisions not to give access to a document, the provisions of this Act under which matter was classified as exempt and the number of times each provision was invoked; and
- (c) the name and designation of each officer with authority to make a decision in relation to an application, and the number of decisions made by each officer that an applicant was not entitled to access to a document pursuant to an application; and
- (d) the number of applications under sections 52 and 60 for review of a decision, and in relation to each application for review—
 - (I) the name of the officer who made the decision under review, and
 - (ii) the name and designation of the officer who conducted the review and the decision of the officer; and
 - (iii) if the officer conducting the review confirmed (in whole or part) a decision classifying matter as exempt matter—the provision of this Act under which that decision was made; and
- (e) the number of applications to the Commissioner under section 73 and in relation to each application—
 - (I) the decision of the Commissioner; and
 - (ii) the details of any other decision made by the Commissioner; and
 - (iii) if the decision in respect of which the application was made was a decision that an applicant is not entitled to access to a document in accordance with an application—the provision of this Act under which the matter was classified as exempt matter; and
- (f) the number of notices served upon the principal officer of the agency under section 20(1) and the number of decisions by the principal officer which were adverse to the person's claim; and
- (g) particulars of any disciplinary action taken against an officer in relation to the administration of this Act; and
- (h) the amount of charges collected by the agency or Minister, and
- (i) particulars of any reading room or other facility provided by the agency or Minister for use by applicants or members of the community, and the publications, documents or other information regularly on display in that reading room or other facility; and
- (j) any other facts that indicate an effort by the agency or Minister to implement and administer this Act."

In accordance with these requirements and in order to disseminate the required information in a readily acceptable format, the Report has been divided into four main parts.

Chapter 2 details information supplied by the relevant agencies and Ministers in accordance with Section 108(2) of the above named Act. This information details the issues encountered in the implementation of the Act.

Chapter 3 documents information received from all relevant agencies and Ministers in accordance with Section 108(4) pertaining to notices served under Section 20(1) of the Act, disciplinary action taken against an officer in relation to the administration of the Act, and reading rooms or other access facilities provided by the agencies and Ministers concerned. This chapter also includes details of any other efforts by Ministers or agencies to implement and administer this Act. In addition, this chapter addresses the requirements pertaining to the reporting of applications to the Information Commissioner.

Chapter 4 is an overview of the number and type of applications received for the reporting period, providing comparison with previous periods and a summary of identifiable trends. This chapter also includes a reference list of the relevant provisions in the Act.

Chapter 5 includes the raw statistical data used for this overview and summary. The information compiled in this final chapter represents all the statistical requirements of Section 108(4) of the *Freedom of Information Act 1992*. These statistics outline the number and types of applications received, the decisions made, the names and designations of each decision maker, and the fees and charges received. Statistical information is also provided on the number of internal reviews undertaken and the resultant decisions.

2.0 KEY ISSUES

2.1 FEES AND CHARGES

As in all other years, many agencies and Ministers concerned with the administration of the *Freedom of Information Act 1992* have expressed reservations in relation to the current regime of fees and charges for freedom of information access applications.

Currently there is a charge of \$30 for non personal applications (i.e. applications for information not directly concerning the personal affairs of the applicant) and associated charges for the photocopying of documents. Although the \$30 fee is generally considered appropriate for making an application under the Act, some agencies have suggested that an additional charge be levied in respect to *supervised* access to the documents in question.

Agencies supporting this proposed amendment argue that a levy of this kind would provide two advantages : firstly, the fees would in part, though perhaps not wholly recompense the subject agency for resources expended in relation to this supervision; but secondly, would also serve as a deterrent to vexatious and unnecessarily voluminous applications. Such vexatious applications are discussed at length later within this chapter.

2.2 RESOURCES

Many agencies, as a question of fact, have not experienced a decline in the workload associated with the administration of the *Freedom of Information Act 1992* contrary to expectations at the time of the Act's introduction. Queensland Health and the Queensland Corrective Services Commission were two of the agencies receiving a continually high number of applications. Education Queensland has reported that although the number of applications has declined, the number of documents processed in relation to these applications has slightly increased. This trend is explored in more detail in the later chapter entitled "Summary and Overview of Statistics".

2.3 LOCATING DOCUMENTS

Many large departments are widely spread geographically throughout Queensland, and many regional offices are fully responsible for the storage of their own documents. Because of this wide disbursement of documents, those departments that have centralised their freedom of information unit in head office, usually Brisbane, may experience problems in locating information to meet the requirements of applicants. This can at times be exacerbated by the set time limits imposed by legislation.

Some applications are extremely large and as such it is very difficult to locate, copy and compile all the relevant documents involved within the required time. The Department of Primary Industries have cited one example where one application involved in excess of 1,100,000 separate documents. This department also regularly encounters the situation where agencies within the one department, or agencies with similar or related responsibilities from different departments,

often hold information pertinent to the one application. Often it is very obvious from some of the documents compiled that other agencies have important and related documents. The Act is silent on the procedures that should be adopted in these situations, and a practical approach has to be adopted by these agencies to ensure the applicant is not disadvantaged by bureaucracy.

2.4 VEXATIOUS APPLICATIONS

Many agencies and Ministers reported that their administration of the *Freedom of Information Act 1992* had been severely hampered by vexatious applications taking a number of different forms. The three most affected agencies were Queensland Health, the Queensland Corrective Services Commission and the Queensland Police Service.

The majority of applications of this nature concerned the compilation of a large number of documents, usually at some cost to the department or agency in question, and the subsequent failure on the part of the applicant to even view the documents or meet the costs incurred. The Department of Tourism, Sport and Racing, the Department of Public Works and the Department of the Premier and Cabinet also reported several instances of this nature.

Another common situation is the lodgement of several applications or reviews simultaneously by the one applicant. This activity needlessly ties up the same information and resources. It becomes difficult to avoid the conclusion that this kind of activity on the part of some FOI applicants is instigated primarily to annoy, and that the information sought is not actually or genuinely wanted. Another common instance similar to this activity is the requesting of unnecessarily large amounts of information.

Both Queensland Health and the Queensland Corrective Services Commission report that many applicants are unwilling to specify the information needed in order to narrow the scope of search. Queensland Health recommend that provisions be introduced that enable agencies to deal with applicants who lodge unnecessarily large, numerous and overlapping applications.

Perhaps the most serious forms of vexatious applications are received from prisoners and other convicted persons pertaining to the offences for which they were investigated and charged. The Queensland Police Service and the Queensland Corrective Services Commission both comment that many of these types of applications are lodged by persons convicted of specific crimes and again, seems to have been made primarily to inconvenience third parties. These applications, quite inadvertently, often cause the "re-victimisation" of victims, reminding them of past events and of the crimes committed against them. Another ramification of these types of applications is that victims and anonymous third parties are reluctant to involve themselves in the process if invited to do so, and often express reluctance to share information with the police in future for fear of its accessibility under freedom of information legislation.

The Queensland Police Service has expressed concern about offenders using the *Freedom of Information Act 1992* to obtain information about child victims. The *Police Service Administration Act 1990* provides a level of protection by making it unlawful to "possess a prescribed article". However this does not extend to copies of material.

In summary, many of the departments and agencies that administer the *Freedom of Information Act 1992* believe that immediate changes need to be made to the current legislation in order to speedily address the issues outlined above. It is a matter of general agreement amongst them that any amendments to the legislation should ensure a better balance between the right of the community to access documents and the ability of agencies to administer the Act in accordance with its original intent. A mechanism is needed to curb abuse of the system at an early stage of the process.

2.5 PROPOSED CHANGES TO LEGISLATION

S 44(3) of the Act

The current *Freedom of Information Act 1992*, Section 44(3) states that a principal officer or Minister can direct that documents of a medical or psychiatric nature pertaining to the applicant can not be accessed by the applicant, but may instead be released to a qualified medical practitioner nominated by the applicant and approved by the principal officer or Minister.

The intention of this Section is to prevent the direct release of sensitive documents of a medical nature to an applicant if there is a risk that the documents in question could have an adverse effect on the applicant's health or well being.

This is of particular concern to one agency. The Queensland Corrective Services Commission has commented that information of this nature is often detrimental to the mental or physical health of prisoners, who usually dwell upon or misinterpret this type of information and the caveat against direct disclosure is therefore soundly based. However, often this information is compiled for the Commission by qualified psychologists and counsellors, and it is the Commission's concern that the wording of Section 44(3) of the Act does not include these types of professionals. That section then cannot provide the protection which it does to medical practitioners and psychiatrists.

The Commission has suggested that the Act be amended to reflect the wording used in the Commonwealth *Freedom of Information Act 1982*, which refers to information 'provided by a qualified person' instead of information of a medical or psychiatric nature. The Commonwealth Act goes on to define a qualified person as being a medical practitioner, a psychiatrist, a psychologist, a marriage guidance counsellor or a social worker.

This would alleviate the current situation whereby documents that may have a detrimental effect on a prisoner but which have been prepared by a person other than a medical practitioner or psychiatrist, must be provided directly to the prisoner, rather than be provided to an independent qualified professional of the prisoner's choice.

S 11 and Reg 5A of the Act

Queensland Transport has suggested further amendments to ensure the confidentiality of information held by staff counsellors. The Director-General of this agency has given an undertaking to all staff that information provided to staff counsellors is considered privileged and conveyed to no one else.

However the current wording of the Act and the associated regulation means that this type of information must be viewed by decision makers before it can be declared exempt.

Section 11(1)(q) of the *Freedom of Information Act 1992* allows for the exemption of some agencies or their functions as prescribed by regulation. Queensland Transport has suggested that Section 5A of the *Freedom of Information Regulation 1992*, being the relevant section of the regulation, should be amended to include the functions of staff counsellors. This amendment would ensure the information given to staff counsellors would remain completely confidential. Queensland Transport is expected to pursue this matter with the Legal, Constitutional and Administrative Review Committee during its review of the *Freedom of Information Act 1992*.

S 42 of the Act

The Queensland Police Service has expressed its concern over the use of freedom of information legislation to obtain documents relating to child abuse. Often this information is sought by offenders or suspects. It is the contention of the Commissioner of Police that there is nothing in the Act to prevent the release of information of this nature. It has therefore been suggested that Section 42(1) of the *Freedom of Information Act 1992* be amended to allow exemption of documents if their disclosure could prejudice the well being of a child or cause 'harm' to a child as defined in the *Children and Families Act 1997*.

The Queensland Police Service notes that the situation has arisen whereby children have supplied information to investigating police and this information has then been sought by the alleged offender, often a parent of the complainant. In one such circumstance the alleged offender was refused access, however a follow up application included authorities signed by the children. The proposed amendment to Section 42(1) of the Act would allow a decision maker to refuse access in these types of situations and prevent the further victimisation of the children involved.

The Department of Justice and Attorney-General is considering whether this issue would be best addressed by specific legislation as well as amendment of the *Freedom of Information Act 1992*.

The Queensland Police Service has again expressed criticism of the current Act with reference to the protection it affords to information gathered by crime fighting agencies such as the Bureau of Criminal Intelligence, the Security Intelligence Branch and Crime Stoppers. It is the Service's opinion that protecting documents held by such agencies and by the Service itself by reliance on existing protection provisions is fraught with difficulty and uncertainty. The Service states that, in light of the forthcoming Olympic Games and Queensland's subsequent high exposure, it is important to allow law enforcement agencies the ability to develop strategies, plan for contingencies and gather intelligence.

These activities rely on guaranteed confidentiality and the anonymity of various sources, and it is therefore suggested that current Queensland legislation be amended to provide the scope of protection which is currently afforded to their state counterparts in Western Australia. There, under the Western Australian Freedom of Information Act, select agencies associated with intelligence gathering and crime fighting are listed as exempt agencies (Schedule 2) and as such are not subject to the Act. (Western Australia *Freedom of Information Act 1992*, Section 10(1))

S 18 of the Act

On a completely different point, the Department of Employment, Training and Industrial Relations has queried the necessity to produce a 'Statement of Affairs'. In this department's opinion, while this statement is required by Section 18 of the Act, there is very little demand for such a document from the general public and the consequential costs associated with the compilation and production of this statement simply cannot be justified by the minimal demand. The Department of Employment, Training and Industrial Relations received less than ten requests for copies of the statement of affairs during the last financial period.

2.6 SUMMARY AND CONCLUSION

Many of the agencies and Departments involved with the administration and application of the *Freedom of Information Act 1992* have developed alternative avenues of information access. Much of the information sought under freedom of information access applications can be released under other legislation and departmental policy. As would be expected, this development of and reliance on alternative methods of information dissemination has decreased the workloads of freedom of information decision makers and staff and may give the impression that access to documents is declining. For example, the Queensland Police Service noted that reliance on "administrative access" schemes could lead to a misinterpretation of the information supplied for this annual report due to the fact that many applications which are diverted to an "administrative access" scheme are subsequently described as "withdrawn" or in some cases as "refused". The Service makes the point that these figures include applications where the documents were ultimately released through other means.

3.0 ADMINISTRATIVE ACTIVITIES

3.1 APPLICATIONS TO THE INFORMATION COMMISSIONER

There were 277 applications already lodged with the Information Commissioner for external review at the beginning of the reporting period. During the financial year under review, the Information Commissioner received a further 210 applications. The Commissioner completed 270 applications during the reporting period, the remaining 217 applications were carried forward into the current financial year. The applications received during the 1997/8 financial year, were divided into the following categories:

• Refusal to grant access	101
• Deletion of exempt matter	17
• Combination of refusal to grant access and deletion of exempt matter	18
• Deemed refusal to grant access	19
• Charges	2
• Combination of refusal to grant access and charges	1
• Third party objecting to the disclosure	22
• Refusal to amend records	3
• No jurisdiction or misconceived application	27

(Total: 210)

The decisions of the Information Commissioner in relation to each of the applications processed can be accessed through the Queensland government's website. As well, significant decisions have already been reported in detail in the Commissioner's annual report. These decisions and information are therefore readily available to the public and other interested agencies and are, consequently, not reproduced in this Report. However, of those decisions, a select number are significant enough to warrant further comment and which briefly, should be noted.

There were three decisions made by the Information Commissioner in relation to documents held by the Queensland Police Service that are of notable interest. The first concerns an application by a serving police officer for documents relating to the officer's conduct (*Re McCann and Queensland Police Service*, Decision No.97010). The review concerned the exemption provisions of the Act in relation to documents created in the course of law enforcement or disciplinary investigations.

The facts were these. Following an investigation, the applicant had been charged with assault and with a firearms offence. The Queensland Police Service agreed to release documents relating to these charges, but the documents remaining in issue concerned other complaints against the applicant obtained by the police investigator from other officers, civilian administrative staff employed by the Service and from members of the public. The significance of the case was whether the information concerned had been given to police under an implicit mutual understanding that identities and the information provided would be in confidence.

The issues in dispute related to the different considerations pertaining to informers as opposed to witnesses, and civilian witnesses as opposed to police officers who can be compelled to answer the questions of an investigator.

A further consideration in this case related to Section 46(1)(b) of the Act, which concerns the prejudice to the future supply of information to the Queensland Police Service.

Another decision by the Information Commissioner relating to the Queensland Police Service (*Re Godwin and Queensland Police Service*, Decision No.97011) also concerned whether the release of information would constitute a breach of confidence. In this case, the information also concerned a police investigation, however it was decided that there was no pre-existing obligation of confidence to prevent the release of the information held. It was also found that the release of the information would not reasonably prejudice the future supply of similar information to the Queensland Police Service.

In the third decision of note concerning the Queensland Police Service, it was found that allegations of wrongdoing by a police officer while on duty was not information concerning the officer's "personal affairs". The Information Commissioner held that where a disciplinary proceeding relates to conduct which occurred while an officer was performing his or her duties of employment, information relating to the incident and subsequent disciplinary proceedings cannot ordinarily be said to concern the "personal affairs" of an officer.

The Information Commissioner reported on a decision that also concerned allegations of a criminal nature relating to an application for access to records held by the Department of Families, Youth and Community Care (*Re Burke and Department of Families Youth and Community Care*, Decision No.97019). In this instance, a journalist sought access to matter relating to alleged misconduct of a former Anglican minister and director of the Cairns Anglican Youth Shelter. The department granted access to the matter, but deferred the access until after the trial of the individual concerned. The Commissioner found that the *Freedom of Information Act 1992* conferred no legal authority to defer access in this situation.

By the time the charges had been heard and the individual acquitted, the individual had been joined as a third party participant to the external review. This individual then objected to the release of the information which the department concerned was prepared to disclose, on the grounds of exemption under Section 45(1)(c) of the Act (i.e. the matter concerned his business or professional affairs). The Information Commissioner found that divinity and theology were not covered by the meaning of the phrase "professional affairs" in the context of the Act, and that in addition to this the individual in question had been removed from his former profession by the Anglican Church. To this end, the Commissioner found that the individual no longer had any professional affairs which were capable of being adversely affected.

The Commissioner found that most of the matter in question concerned his personal affairs and was covered under Section 44(1) of the Act, since the matter concerned allegations of his wrongdoing and his alleged sexual conduct. However the Commissioner decided that the public interest, and the department's accountability for its supervision of public funds for child welfare and protection, overrode all other considerations and consequently refused to exempt the matter in issue.

The Information Commissioner also highlights an external review relating to the protection of documents by a local government agency (*Re Hobden and Ipswich City Council*, Decision No.98007). The documents in issue in this case related to an accident in which the applicant was injured whilst riding a bicycle on a footpath. The documents included communications between the council and its insurer, and between a councillor and the council officer responsible for public liability insurance claims. The council argued that the documents were exempt under Sections 41(1) and 43(1) of the Act. The council contended that avoiding loss in a matter of litigation was in the public interest of the ratepayers, which outweighed the interests of the applicant. The council also claimed that the documents in question were brought into existence for the purpose of seeking or giving legal advice and assistance.

The Information Commissioner concluded that the council's submission was misconceived. While the council had an obligation to ensure public money was not wasted, the public interest is not necessarily best served by withholding relevant information from a person who potentially has a legal entitlement to compensation. The duty of the council in this instance would be to ensure a claimant receives no more than the claimant's proper entitlement to compensation under the applicable law. The Commissioner held that the greater public interest lies in ensuring that individuals receive fair treatment in accordance with the law in their dealings with government. The Commissioner was also not satisfied that the documents were created solely for professional legal advice or assistance.

There were two reviews of note outlined by the Information Commissioner that concerned fees and charges. The first concerned whether the respondent was entitled to refuse the applicant's request to be given access to the respondent's offices to personally photocopy, with his own copier, documents to which access had been granted; and whether charges were payable by the applicant for the provision to him of photocopies of released documents as there was some issue as to whether the documents concerned the applicant's personal affairs. (*Re Price and Surveyors Board of Queensland*, Decision No.97017).

The Commissioner found that requiring an agency to provide access to an applicant so that the applicant could make a photocopy of the document with his or her own photocopier was not a form of access contemplated or provided for by the Act, and therefore was not a form of access which the applicant was entitled to demand from the respondent.

With reference to the second issue of whether the applicant should pay for photocopies made, it was determined that the applicant was not required to pay a photocopying charge for one of the pages remaining in issue as it formed part of a document which contained at least some matter which concerned the applicant's personal affairs. The Commissioner determined that the balance of the documents remaining in issue did not relate to the applicant's personal affairs, and as such attracted a photocopying charge.

The second review of note that related to the issue of fees and charges involved two extremely broad ranging access applications that were not processed (*Re Allanson and Queensland Tourist and Travel Corporation*, Decision No.97020). The applicant applied for an external review on the basis of a deemed refusal of access under Section 79(1) of the Act.

The agency involved submitted that the Information Commissioner did not have jurisdiction because the application was invalid, the applicant having failed to pay the required \$30 fee at the time each access application was made.

The Commissioner held that the agency's objection was invalid, as the agency had not complied with the obligations imposed on it by the Act to decide whether the application fee was indeed payable, and if so the agency had not notified the applicant in writing of its decision. The agency also submitted that it was entitled to refuse processing the applications under Section 28(2) of the Act, on the grounds that to do so would substantially and unreasonably divert the resources of the agency from the performance of its functions. Taking into account the statutory functions of the agency and the enormous breadth of the applications in question, the Commissioner decided that the agency should refuse to deal with the applications.

Other external reviews of note included the Information Commissioner's decision that the Bond University was not a "public authority" within the terms of Section 9 of the *Freedom of Information Act 1992*, and hence it was not subject to the application of the Act (*Re Orr and Bond University*, Decision No.97014). It was found that it was neither established by an enactment, nor was it established by government. It was not established by the *Bond University Act 1987*, but rather it was indicated that the university was a pre-existing company that was only conferred additional powers and restrictions by this Act.

3.2 NOTICES RECEIVED UNDER SECTION 20(1)

The *Freedom of Information Act 1992* requires all agencies to publish annually a 'statement of affairs' outlining its structure and functions and related information. Provision is made under Section 20(1) of the Act for members of the public to submit notice to the agencies if the statement of affairs does not comply with the requirements, or if the statement was not published at all.

During the reporting period in question, there were no notices received by any agency in accordance with Section 20(1) of the Act.

3.3 DISCIPLINARY ACTION

The Queensland Police Service reported that a former Freedom of Information Unit staff member was disciplined under the *Public Service Act 1996*. The staff member improperly accessed and used documents available to him because of his position in the Freedom of Information Unit. The officer was subsequently reprimanded and asked to show cause. The officer then resigned from his position.

No other agencies or Ministers reported any disciplinary action in relation to the *Freedom of Information Act 1992*.

3.4 ACCESS FACILITIES

Most of the agencies associated with the processing of access applications under the *Freedom of Information Act 1992* have a designated reading room available for the perusal of released documents. Many of these agencies operate through smaller district offices, and many of these offices are restricted in resources and therefore cannot provide designated rooms (such as the Department of Natural Resources). In these situations, an area or room suitable for the purpose is made available when required.

The only major agencies that reported having no designated reading room facilities were the Department of Employment, Training and Industrial Relations and Queensland Treasury. The Department of Employment, Training and Industrial Relations stated that suitable areas are made available when the need arises, and Queensland Treasury are currently organising a permanent reading room facility.

3.5 OTHER EFFORTS TO IMPLEMENT AND ADMINISTER THE ACT

The vast majority of agencies associated with the administration of the *Freedom of Information Act 1992* have instigated internal training of various forms in order to educate their staff in freedom of information policy and procedures. The Department of Tourism, Sport and Racing has attached information to all new departmental file covers reminding staff to refrain from making personal opinions on documents, and to ensure all decisions and events are clearly documented.

The Department of Justice and Attorney General has developed a new freedom of information records management system, and the Department of Primary Industries has developed procedures for the receipt and processing of applications electronically.

The Queensland Corrective Services Commission has implemented several strategies to enhance the administration and application of the Act. The Commission now produces a form listing the various types of documents that are kept on prison files, in order to inform prisoners what is available through freedom of information processes. The prisoner's handbook details the procedures required to lodge an access application for information in accordance with the Act.

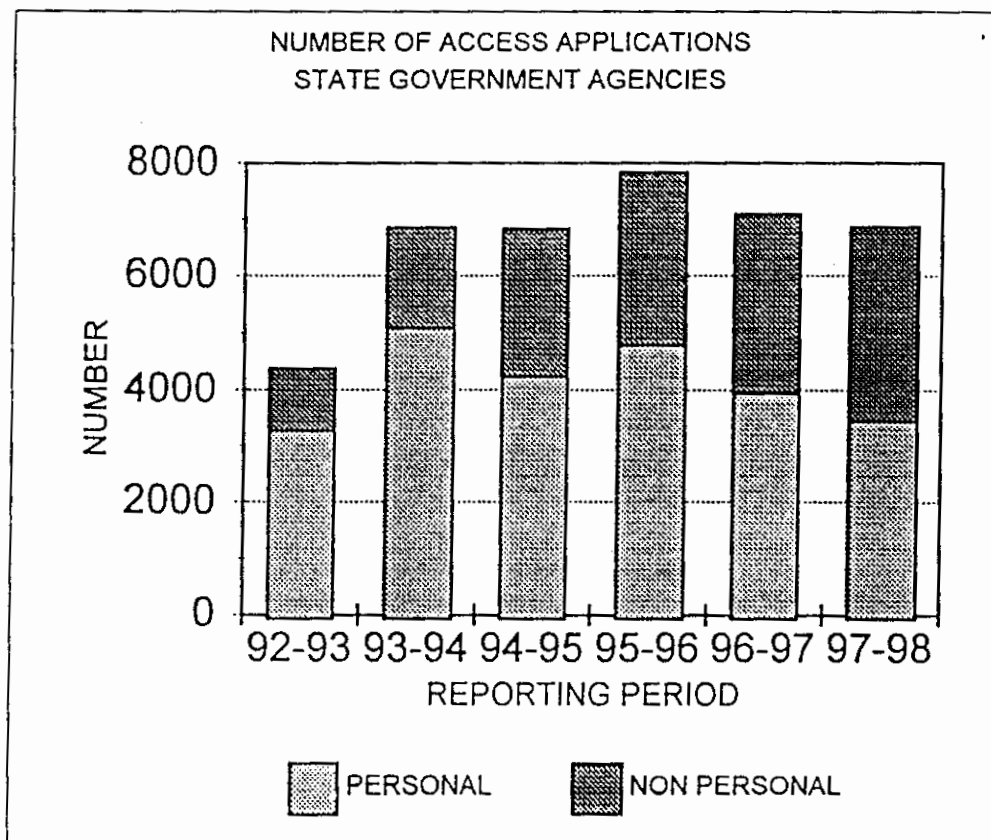
The Commission has also incorporated this year's statement of affairs into their annual report. In this way, the information contained in the statement in accordance with Section 18(2) of the *Freedom of Information Act 1992* is more readily available to the general public and to prisoners.

4.0 SUMMARY AND OVERVIEW OF STATISTICS

4.1 NUMBER OF ACCESS APPLICATIONS RECEIVED

For the current reporting period, a total of 6,884 applications were received by state government agencies in relation to requests for access to documents, with local government agencies receiving 626. As previously stated, many agencies administering the *Freedom of Information Act 1992* have not experienced the very noticeable decline in applications that was originally foreseen at the time of the Act's introduction. Although the total number of applications received this year is slightly lower than last year, the number remains comparably high.

The equal balance between personal and non personal applications received by state government agencies does however represent a continuing trend. There was a reasonably equal balance between the number of personal and non personal applications received this year, with totals of 3,526 and 3,359 applications received respectively. Originally the number of personal applications to state government agencies far outweighed the number of non personal applications. The comparison of these two types of applications (see Graph 4.1.1 and Table 4.1.2) reveals that since the introduction of the Act there has been a slight decline in personal applications lodged with state government agencies, however there has been a steady increase in non personal applications. This trend could be explained by the growing ability to access personal information through other forms of legislation and departmental policy.



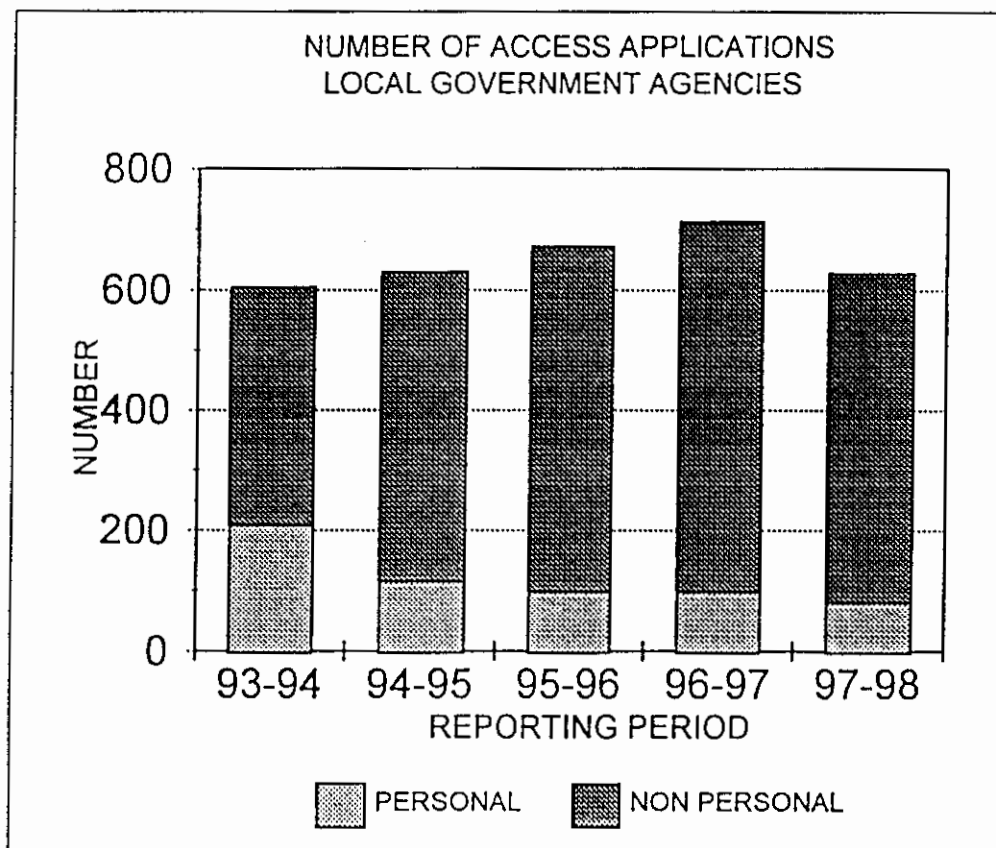
Graph 4.1.1

**NUMBER OF ACCESS APPLICATIONS
(STATE GOVERNMENT AGENCIES)**

YEAR..	PERSONAL	NON PERSONAL	TOTAL
1992-1993	3,297	1,076	4,373
1993-1994	5,161	1,698	6,859
1994-1995	4,311	2,532	6,843
1995-1996	4,848	2,989	7,837
1996-1997	4,004	3,094	7,098
1997-1998	3,526	3,359	6,885

Table 4.1.2

The number of personal applications for access to documents held by local government agencies has remained steady over the last several years. However, unlike state government agencies, the majority of applications received by local government agencies at the commencement of the Act were non personal. Only 83 personal applications were received compared to 543 non personal applications, making a total of 626. As evidenced in the comparison below (Graph 4.1.3), the number of non personal applications has remained steady.



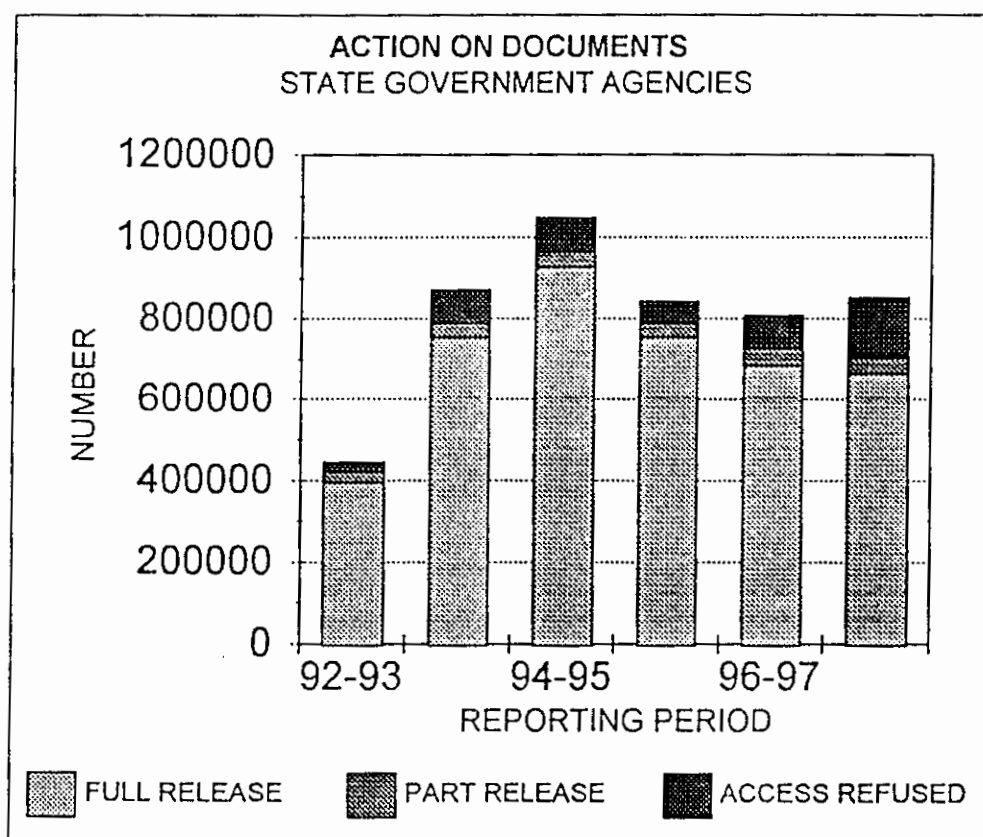
Graph 4.1.3

It is important to note that this comparison does not include applications received during the reporting period of 1992 - 1993, as local government implemented the *Freedom of Information Act 1992* late in the period and therefore the resultant figures are of little representative use.

4.2 ACTION ON DOCUMENTS CONSIDERED

Documents sought under FOI, can be released in full, partly released or withheld from release. Analysis of the release rates of these documents since the commencement of the *Freedom of Information Act 1992* in relation to state government agencies does not reveal any significant trends (Graph 4.2.1). Although the number of applications to state government agencies has slightly declined compared to last year, the total number of documents considered has increased this year over last year's figure.

The percentage number of documents to which access was refused has also increased this year. There were 852,656 documents considered by state government agencies this reporting period, with access refused to 140,353 documents, or 16.5%. For the last reporting period there were 808,932 documents considered, with access refused to only 79,733 documents, or 9.9% (Table 4.2.2).



Graph 4.2.1

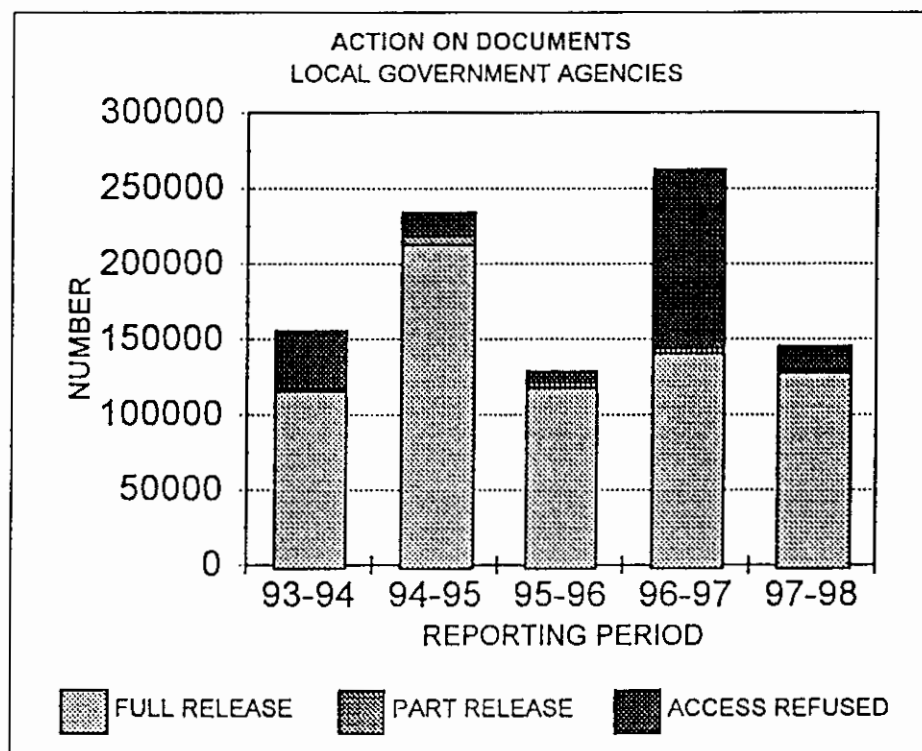
**ACTION TAKEN ON DOCUMENTS CONSIDERED
(STATE GOVERNMENT AGENCIES)**

YEAR..	FULL RELEASE	PART RELEASE	ACCESS REFUSED	TOTAL
1992-1993	398,736	23,832	20,853	443,421
1993-1994	755,257	36,845	79,853	871,493
1994-1995	934,437	31,838	81,951	1,048,226
1995-1996	757,771	35,120	49,911	842,802
1996-1997	690,970	38,229	79,733	808,932
1997-1998	666,474	45,829	140,353	852,656

Table 4.2.2

These figures support agencies' assertions that there has been no noticeable decrease in the workload of decision-makers and co-ordinators. The increasing number of documents considered in comparison to the decreasing number of applications, along with the increase in refusal of access, could result, in part at least, from the suspected increase in vexatious applications as outlined in chapter 2.0.

The total number of documents considered in relation to access applications to local government agencies under the *Freedom of Information Act 1992* has decreased this year (Graph 4.2.3).

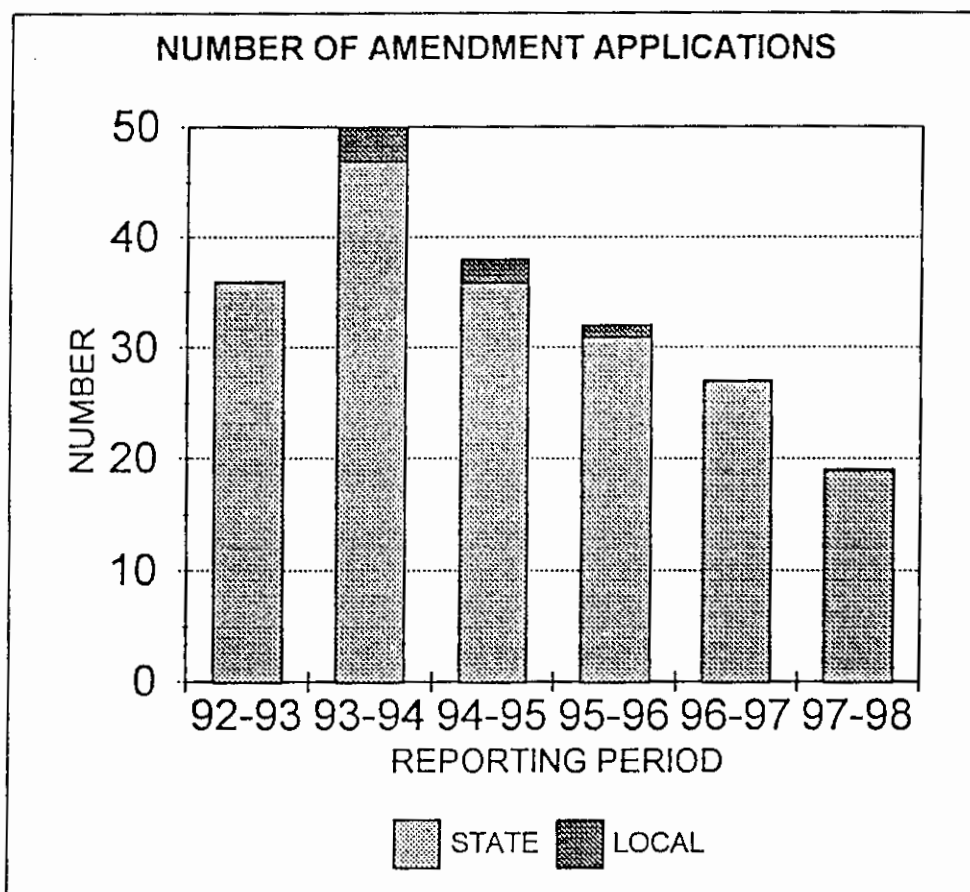


Graph 4.2.3

Last year a total of 262,371 documents were considered by these agencies, compared to only 145,183 documents this year. It is important to note, however, that there has been little change in the number of documents released in full or in part. The biggest decrease is in the number of documents where access was refused. However it should be noted that the high number documents to which access was refused for the 1996-1997 reporting period is mostly attributable to one application to the Cardwell Shire that involved 100,028 documents. Of these, only 29 documents were released.

4.3 NUMBER OF AMENDMENT APPLICATIONS

There has been a steady decline in the number of applications for amendment of information received by all agencies over the past few years (Graph 4.3.1). A peak of 50 such applications was reached during the 1993-1994 reporting period, with 47 received by state government agencies and 3 received by local government authorities. Since then there has been a steady decline to only 19 being received this year by state government, and no such applications received by local government.



Graph 4.3.1

4.4 LIST OF PROVISIONS FOUND IN THE ACT

Agencies/functions to which Act does not apply:

- 11(1)(a)- Act does not apply to Governor.
- 11(1)(b)- Act does not apply to Legislative Assembly.
- 11(1)(c)- Act does not apply to Parliamentary Judges Commission of Inquiry.
- 11(1)(d)- Act does not apply to Parliamentary Service.
- 11(1)(e)- Act does not apply to judicial functions of a court.
- 11(1)(f)- Act does not apply to registry or office of a court.
- 11(1)(g)- Act does not apply to Litigation Reform Commission.
- 11(1)(h)- Act does not apply to Fitzgerald Commission of Inquiry.
- 11(1)(I)- Act does not apply to Commission of Inquiry issued by the Governor in Council.
- 11(1)(j)- Act does not apply to intelligence agencies.
- 11(1)(k)- Act does not apply to Q.I.D.C. investment functions.
- 11(1)(l)- Act does not apply to Queensland Investment Corporation.
- 11(1)(m)- Act does not apply to Queensland Treasury Corporation.
- 11(1)(n)- Act does not apply to Queensland Treasury Holdings Pty. Ltd.
- 11(1)(o)- Act does not apply to Suncorp Insurance and Finance.
- 11(1)(p)- Act does not apply to Health Rights Commissioner.
- 11(1)(q)- Act does not apply to prescribed agency.
- 11A- Act does not apply to government owned corporations, port authorities or state electricity agencies.
- 11B- Act does not apply to corporatised corporations.
- 12- Act does not apply to Information Commissioner.

Access refused/deferred:

- 21- Documents not found.
- 22(a)- Documents available through administrative access.
- 22(b)- Documents available for purchase.
- 22(c)- Documents available from archives or library.
- 22(d)- Documents stored for preservation or in archival safe custody.
- 22(e)- Documents are adoption records.
- 23- Documents in state archives restricted by donor.
- 25(2)- Insufficient information to identify documents.
- 27(4)- Deemed refusal-out of time.
- 28(2)- Unreasonable diversion of resources.
- 28(3)- *Prima facie*-all documents are exempt.
- 29(2)- Decisions regarding fees.
- 31- Deferral of access to documents.

Access refused- neither confirm nor deny:

- 35/(S.36)- Cabinet matter.
- 35/(S.37)- Executive Council matter.
- 35/(S.42)- Law enforcement/public safety matter.

Exemptions:

- 36(1)(a)- Submitted to cabinet.
- 36(1)(b)- Prepared/proposed for submission to cabinet.
- 36(1)(c)- Briefing of a Minister or a Chief Executive Officer on S.36(a) or (b).
- 36(1)(d)- Official record of cabinet.
- 36(1)(e)- Involves disclosure of cabinet deliberation or operation.
- 36(1)(f)- Draft of matter mentioned in S.36(a) through (e) inclusive.
- 36(1)(g)- Copy or extract from matter mentioned in S.36(a) through (f) inclusive.
- 37(1)(a)- Submitted to Executive Council.
- 37(1)(b)- Prepared/proposed for submission to Executive Council.
- 37(1)(c)- Briefing of the Governor, a Minister or Chief Executive Officer on S.37(a) or (b).
- 37(1)(d)- Official record of Executive Council.
- 37(1)(e)- Involves disclosure of Executive Council deliberation or operation.
- 37(1)(f)- Draft of matter mentioned in S.37(a) through (e) inclusive.
- 37(1)(g)- Copy or extract from matter mentioned in S.37(a) through (f) inclusive.
- 38(a)- Damage to relations with another government.
- 38(b)- Confidential material of another government.
- 39(a)- Parliamentary Commissioner investigations.
- 39(b)- Auditor-General investigations.
- 40(a)- Operations of agencies-methods of tests, examinations or audits.
- 40(b)- Operations of agencies-attainment of the objects of tests, examinations or audits.
- 40(c)- Operations of agencies-adverse effect on management or assessment of personnel.
- 40(d)- Operations of agencies-adverse effect on industrial relations.
- 41(1)- Deliberative process.
- 42(1)(a)- Prejudice the investigation of a case.
- 42(1)(b)- Reveal informant's identity.
- 42(1)(c)- Endanger life or physical safety.
- 42(1)(d)- Prejudice a fair trial.
- 42(1)(e)- Prejudice effectiveness of a law enforcement procedure.
- 42(1)(f)- Prejudice maintenance of a law enforcement procedure.
- 42(1)(g)- Endanger security of property.
- 42(1)(h)- Prejudice a procedure for protective security.
- 42(1)(I)- Facilitate an escape from lawful custody.
- 42(1)(j)- Prejudice cultural or natural resources.
- 43- Legal professional privilege.
- 44(1)- Personal affairs.
- 44(3)- Information of a medical or psychiatric nature.
- 45(1)(a)- Trade secrets.
- 45(1)(b)- Commercially valuable information.
- 45(1)(c)- Business or financial information.

- 45(3)- Research.
- 46(1)(a)- Breach of confidence.
- 46(1)(b)- Prejudice future supply of confidential information.
- 47(1)(a)- Substantial adverse effect on economy of the state
- 47(1)(b)- Give unfair advantage or disadvantage relating to economy of the state
- 48(1)- Statutory secrecy.
- 49- Adverse effect on financial or property interests.
- 50(a)- In contempt of court.
- 50(b)- Contrary to order of a Royal Commission or Commission of Inquiry.
- 50(c)- Infringe privileges of Parliament.

Internal review provisions:

- 52(6)- Deemed confirmed-out of time.

Amendment of information provisions:

- 53- No access, not personal affairs or not incomplete.
- 54- Application not in correct form.
- 57- Deemed refused-out of time.

5.0 STATISTICAL INFORMATION

5.1 NUMBER OF ACCESS APPLICATIONS (STATE GOVERNMENT)

Portfolio/Agency

On hand 1 JUL B/FWD	Received	Dispatched ON T/FER	Withdrawn	Total	Finalised 30 JUN	On hand 30 JUN C/FWD	INTERNAL REVIEWS	
							Recvd.	% of Appls
ADMINISTRATIVE SERVICES								
MINISTER FOR ADMINISTRATIVE SERVICES								
0	0	0	0	0	0	0	0	0.0
ADMINISTRATIVE SERVICES DEPARTMENT								
7	0	0	0	7	5	2	0	0.0
BOARD OF ARCHITECTS								
0	0	0	0	0	0	0	0	0.0
RESIDENTIAL TENANCIES AUTHORITY								
1	5	0	0	6	4	2	0	0.0
QLD BUILDING SERVICES AUTHORITY								
0	0	0	0	0	0	0	0	0.0
QLD BUILDING TRIBUNAL								
0	0	0	0	0	0	0	0	0.0
TOTAL								
8	5	0	0	13	9	4	0	0.0
BUSINESS, INDUSTRY & REGN'L DEVELOPMENT								
MINISTER FOR BUSINESS, INDUSTRY & R.DEV								
0	0	0	0	0	0	0	0	0.0
DEPT OF BUSINESS, INDUST. & REGNL DEVEL.								
0	0	0	0	0	0	0	0	0.0
TOTAL								
0	0	0	0	0	0	0	0	0.0
EMPLOYMENT, TRAINING & IND RELATION								
MINISTER FOR E.T.I.R.								
1	2	1	0	2	1	1	0	0.0
DEPARTMENT OF E.T.I.R.								
33	443	4	23	449	386	63	1	0.3
WORKER'S COMPENSATION BOARD								
44	507	0	18	533	504	29	5	1.0
BUILDING & CONSTRUCTION LONG SERVICE L								
0	0	0	0	0	0	0	0	0.0
TOTAL								
78	952	5	41	984	891	93	6	0.7

Portfolio/Agency

On hand 1 JUL B/FWD	Received	Dispatched ON T/FER	Withdrawn	Total	Finalised 30 JUN	On hand 30 JUN C/FWD	INTERNAL REVIEWS	
							Recvd.	% of Appls
<hr/>								
PRIMARY INDUSTRIES								
MINISTER FOR PRIMARY INDUSTRIES								
0	0	0	0	0	0	0	0	0.0
DEPARTMENT OF PRIMARY INDUSTRIES								
11	70	1	9	71	62	9	6	9.7
LIVESTOCK AND MEAT AUTHORITY OF QLD								
1	0	0	0	1	0	1	0	0.0
AGRI CHEM DIST CONTROL BOARD								
0	6	0	0	6	6	0	0	0.0
QLD DAIRY AUTHORITY								
0	0	0	0	0	0	0	0	0.0
VETERINARY SURGEONS BOARD								
0	2	0	0	2	2	0	0	0.0
QLD FISH MANAGEMENT AUTHORITY								
2	5	0	2	5	1	4	0	0.0
QUEENSLAND COMMERCIAL FISHERMEN'S ORGNTN								
2	0	0	0	2	1	1	0	0.0
WATER RESOURCES COMMISSION								
1	0	0	0	1	1	0	0	0.0
QLD CANE GROWERS' COUNCIL								
0	1	0	0	1	1	0	0	0.0
STH JOHNSTONE CANE PROTECT. & PRODUCT BD								
0	0	0	0	0	0	0	0	0.0
QLD FRUIT & VEGETABLE GROWERS								
0	0	0	0	0	0	0	0	0.0
QLD SUGAR CORPORATION								
0	1	0	0	1	1	0	0	0.0
BRISBANE MARKET TRUST								
0	0	0	0	0	0	0	0	0.0
TOTAL								
17	85	1	11	90	75	15	6	8.0
EDUCATION								
MINISTER FOR EDUCATION								
0	0	0	0	0	0	0	0	0.0
DEPARTMENT OF EDUCATION								
20	170	1	3	186	154	32	20	13.0
BOARD OF SENIOR SECONDARY SCHOOL STUDIES								
0	5	0	0	5	5	0	0	0.0

Portfolio/Agency							INTERNAL REVIEWS	
On hand 1 JUL B/FWD	Received	Dispatched ON T/FER	Withdrawn	Total	Finalised 30 JUN	On hand 30 JUN C/FWD	Recvd.	% of Applns
UNIVERSITY OF QUEENSLAND								
0	23	0	0	23	21	2	1	4.8
GRIFFITH UNIVERSITY								
5	11	0	2	14	11	3	1	9.1
JAMES COOK UNIVERSITY OF NORTHERN AUST								
0	4	0	0	4	4	0	0	0.0
QUEENSLAND UNIVERSITY OF TECHNOLOGY								
3	10	0	3	10	8	2	2	25.0
UNIVERSITY OF SOUTHERN QUEENSLAND								
0	8	0	1	7	6	1	0	0.0
UNIVERSITY OF CENTRAL QUEENSLAND								
2	7	0	0	9	7	2	0	0.0
TOTAL								
30	238	1	9	258	216	42	24	11.1
ECONOMIC DEVELOPMENT AND TRADE								
MINISTER FOR ECONOMIC DEVELOP. AND TRADE								
0	0	0	0	0	0	0	0	0.0
DEPT OF ECONOMIC DEVELOPMENT & TRADE								
2	17	0	0	19	19	0	4	21.1
TOTAL								
2	17	0	0	19	19	0	4	21.1
ENVIRONMENT & HERITAGE								
MINISTER FOR ENVIRONMENT & HERITAGE								
0	0	0	0	0	0	0	0	0.0
DEPT. OF ENVIRONMENT & HERITAGE								
8	111	0	0	119	89	30	7	7.9
BEACH PROTECTION AUTHORITY								
0	1	0	0	1	1	0	0	0.0
WET TROPICS AUTHORITY								
0	3	0	0	3	3	0	0	0.0
QUEENSLAND HERITAGE COUNCIL								
2	0	0	0	2	2	0	0	0.0
TOTAL								
10	115	0	0	125	95	30	7	7.4

Portfolio/Agency

On hand 1 JUL B/FWD	Received	Dispatched ON T/FER	Withdrawn	Total	Finalised 30 JUN	On hand 30 JUN C/FWD	INTERNAL REVIEWS	
							Recvd.	% of Appls

FAMILY SERV., ABORIGINAL & ISL. AFFAIRS**MINISTER FOR FAMILY SERVICES**

0	2	2	0	0	0	0	0	0.0
---	---	---	---	---	---	---	---	-----

DEPARTMENT OF FAMILY SERVICES

209	633	5	165	672	366	306	11	3.0
-----	-----	---	-----	-----	-----	-----	----	-----

INTELLECTUALLY DISABLED CITIZENS COUNCIL

1	0	0	0	1	1	0	0	0.0
---	---	---	---	---	---	---	---	-----

LEGAL FRIEND

0	0	0	0	0	0	0	0	0.0
---	---	---	---	---	---	---	---	-----

ISLAND COORDINATING COUNCIL

0	0	0	0	0	0	0	0	0.0
---	---	---	---	---	---	---	---	-----

TOTAL

210	635	7	165	673	367	306	11	3.0
-----	-----	---	-----	-----	-----	-----	----	-----

HOUSING, LOCAL GOVERNMENT & PLANNING**MINISTER FOR HOUSING & LOCAL GOVERNMENT**

0	0	0	0	0	0	0	0	0.0
---	---	---	---	---	---	---	---	-----

DEPARTMENT OF HOUSING & LOCAL GOVERNMENT

1	43	3	3	38	31	7	2	6.5
---	----	---	---	----	----	---	---	-----

QLD LOCAL GOVT SUPERANNUATION BOARD

0	0	0	0	0	0	0	0	0.0
---	---	---	---	---	---	---	---	-----

QLD BUILDING SERVICES AUTHORITY

0	0	0	0	0	0	0	0	0.0
---	---	---	---	---	---	---	---	-----

TOTAL

1	43	3	3	38	31	7	2	6.5
---	----	---	---	----	----	---	---	-----

HEALTH**MINISTER FOR HEALTH**

0	0	0	0	0	0	0	0	0.0
---	---	---	---	---	---	---	---	-----

DEPARTMENT OF HEALTH

36	128	58	14	92	69	23	13	18.8
----	-----	----	----	----	----	----	----	------

BRISBANE NORTH REGIONAL HEALTH AUTHORITY

0	0	0	0	0	0	0	0	0.0
---	---	---	---	---	---	---	---	-----

BRISBANE SOUTH REGIONAL HEALTH AUTHORITY

24	0	0	0	24	0	24	0	0.0
----	---	---	---	----	---	----	---	-----

CENTRAL REGIONAL HEALTH AUTHORITY

0	0	0	0	0	0	0	0	0.0
---	---	---	---	---	---	---	---	-----

DARLING DOWNS REGIONAL HEALTH AUTHORITY

27	68	0	7	88	59	29	1	1.7
----	----	---	---	----	----	----	---	-----

Portfolio/Agency

On hand 1 JUL B/FWD	Received	Dispatched ON T/FER	Withdrawn	Total	Finalised 30 JUN	On hand 30 JUN C/FWD	INTERNAL REVIEWS	
							Recvd.	% of Appins
MACKAY REGIONAL HEALTH AUTHORITY								
0	0	0	0	0	0	0	0	0.0
NORTHERN REGIONAL HEALTH AUTHORITY								
0	0	0	0	0	0	0	0	0.0
P&TS REGIONAL HEALTH AUTHORITY								
0	0	0	0	0	0	0	0	0.0
SOUTH COAST REGIONAL HEALTH AUTHORITY								
0	0	0	0	0	0	0	0	0.0
SOUTH WEST REGIONAL HEALTH AUTHORITY								
0	0	0	0	0	0	0	0	0.0
SUNSHINE COAST REGIONAL HEALTH AUTHORITY								
0	0	0	0	0	0	0	0	0.0
WEST MORETON REGIONAL HEALTH AUTHORITY								
0	0	0	0	0	0	0	0	0.0
WIDE BAY REGIONAL HEALTH AUTHORITY								
0	0	0	0	0	0	0	0	0.0
MEDICAL & OTHER BOARDS								
18	73	0	3	88	53	35	7	13.2
HEALTH RIGHTS COMMISSION								
4	26	0	1	29	24	5	5	20.8
PATIENT REVIEW TRIBUNAL								
0	2	0	0	2	1	1	0	0.0
QUEENSLAND INSTITUTE OF MEDICAL RESEARCH								
0	1	0	0	1	1	0	1	100.0
QUEENSLAND NURSING COUNCIL								
0	2	0	0	2	2	0	0	0.0
ROYAL CHILDREN'S HOSPITAL								
10	40	0	2	48	38	10	0	0.0
ROYAL BRISBANE HOSPITAL								
24	504	0	43	485	443	42	0	0.0
ROYAL WOMEN'S HOSPITAL								
6	44	0	5	45	40	5	1	2.5
PRINCE CHARLES HOSPITAL								
17	128	0	8	137	123	14	0	0.0
PRINCESS ALEXANDRA HOSPITAL								
16	185	0	12	189	179	10	0	0.0
BAYSIDE								
1	13	0	1	13	13	0	0	0.0
LOGAN-BEAUDESERT								
1	24	0	0	25	20	5	0	0.0

Portfolio/Agency

On hand 1 JUL B/FWD	Received	Dispatched ON T/FER	Withdrawn	Total	Finalised 30 JUN	On hand 30 JUN C/FWD	INTERNAL REVIEWS	
							Recvd.	% of Appins

QEII HOSPITAL								
4	68	0	13	59	45	14	0	0.0
ROCKHAMPTON								
13	116	0	38	91	76	15	2	2.6
BANANA								
0	1	0	0	1	0	1	0	0.0
CENTRAL HIGHLANDS								
0	1	0	0	1	1	0	0	0.0
GLADSTONE								
0	2	0	1	1	1	0	0	0.0
CENTRAL WEST								
0	2	0	0	2	2	0	0	0.0
NORTHERN DOWNS								
0	7	0	0	7	7	0	1	14.3
SOUTHERN DOWNS								
0	13	0	0	13	13	0	0	0.0
MACKAY								
2	59	0	11	50	46	4	2	4.3
MORANBAH								
0	5	0	0	5	5	0	0	0.0
TOWNSVILLE								
3	56	3	13	43	42	1	0	0.0
CHARTERS TOWERS								
0	1	0	0	1	1	0	0	0.0
BOWEN								
1	4	0	1	4	3	1	0	0.0
MOUNT ISA								
0	20	0	2	18	16	2	0	0.0
CAIRNS								
18	37	1	4	50	40	10	2	5.0
TABLELANDS								
0	3	0	0	3	3	0	0	0.0
INNISFAIL								
0	2	0	0	2	2	0	0	0.0
TORRES								
0	4	0	0	4	4	0	1	25.0
CAPE YORK								
1	1	0	0	2	2	0	0	0.0
SOUTH COAST								
8	83	0	12	79	74	5	3	4.1

Portfolio/Agency

On hand 1 JUL B/FWD	Received	Dispatched ON T/FER	Withdrawn	Total	Finalised 30 JUN	On hand 30 JUN C/FWD	INTERNAL REVIEWS	
							Recvd.	% of Applns
CHARLEVILLE								
0	3	0	0	3	2	1	1	50.0
ROMA								
0	2	0	0	2	2	0	0	0.0
SUNSHINE COAST								
2	25	1	4	22	21	1	0	0.0
GYMPIE								
1	1	0	0	2	2	0	0	0.0
REDCLIFFE-CABOOLTURE								
0	15	0	0	15	14	1	1	7.1
WEST MORETON								
16	146	0	17	145	123	22	3	2.4
HERVEY BAY-MARYBOROUGH								
3	12	0	0	15	14	1	0	0.0
BUNDABERG								
1	4	0	0	5	3	2	0	0.0
NORTH BURNETT								
0	2	0	1	1	1	0	0	0.0
SOUTH BURNETT								
1	8	0	1	8	8	0	0	0.0
TOTAL								
258	1,941	63	214	1,922	1,638	284	44	2.7
JUSTICE & ATTORNEY-GENERAL								
MINISTER FOR JUSTICE & ATTORNEY-GENERAL								
0	0	0	0	0	0	0	0	0.0
OFFICE OF THE DIRECTOR OF PUBLIC PROSEC.								
0	0	0	0	0	0	0	0	0.0
PUBLIC TRUST OFFICE								
3	1	0	0	4	4	0	0	0.0
DEPARTMENT OF JUSTICE & ATTORNEY-GENERAL								
8	132	28	10	102	85	17	9	10.6
THE LAY OBSERVER								
0	0	0	0	0	0	0	0	0.0
LEGAL AID OFFICE (QUEENSLAND)								
6	0	0	1	5	4	1	0	0.0
ELECTORAL COMMISSION OF QUEENSLAND								
0	0	0	0	0	0	0	0	0.0
CRIMINAL JUSTICE COMMISSION								
3	0	0	0	3	3	0	0	0.0

Portfolio/Agency

On hand 1 JUL B/FWD	Received	Dispatched ON T/FER	Withdrawn	Total	Finalised 30 JUN	On hand 30 JUN C/FWD	INTERNAL REVIEWS	
							Recvd.	% of Appls
OFFICE OF CONSUMER AFFAIRS								
1	8	0	0	9	4	5	1	25.0
TOTAL								
21	141	28	11	123	100	23	10	10.0
LANDS								
MINISTER FOR LANDS								
0	0	0	0	0	0	0	0	0.0
DEPARTMENT OF LANDS								
21	0	0	0	21	11	10	0	0.0
CROWLEY VALE WATER BOARD								
0	0	0	0	0	0	0	0	0.0
GLADSTONE AREA WATER BOARD								
0	0	0	0	0	0	0	0	0.0
SOUTH EAST QLD WATER BOARD								
1	2	0	0	3	3	0	1	33.3
PIONEER VALLEY WATER BOARD								
1	0	0	0	1	1	0	0	0.0
DIVISION OF GEOGRAPHIC INFORMATION								
0	0	0	0	0	0	0	0	0.0
SURVEYORS BOARD OF QUEENSLAND								
0	1	0	0	1	0	1	0	0.0
TOTAL								
23	3	0	0	26	15	11	1	6.7
MINERALS & ENERGY								
MINISTER FOR MINERALS & ENERGY								
0	0	0	0	0	0	0	0	0.0
DEPARTMENT OF MINERALS & ENERGY								
11	73	0	4	80	80	0	3	3.8
QLD ELECTRICITY TRANSMISSION CORPORATION								
0	0	0	0	0	0	0	0	0.0
QLD GENERATION CORPORATION								
0	1	1	0	0	0	0	0	0.0
QLD TRANSMISSION & SUPPLY CORPORATION								
0	0	0	0	0	0	0	0	0.0
FAR NORTH QLD ELECTRICITY BOARD								
0	1	0	0	1	1	0	0	0.0
NORTH QUEENSLAND ELECTRICITY BOARD								
0	3	0	1	2	2	0	0	0.0

Portfolio/Agency

On hand 1 JUL B/FWD	Received	Dispatched ON T/FER	Withdrawn	Total	Finalised 30 JUN	On hand 30 JUN C/FWD	INTERNAL REVIEWS	
							Recvd.	% of Applns

THE MACKAY ELECTRICITY BOARD

0	2	0	0	2	2	0	0	0.0
---	---	---	---	---	---	---	---	-----

THE CAPRICORNIA ELECTRICITY BOARD

0	4	1	0	3	3	0	0	0.0
---	---	---	---	---	---	---	---	-----

WIDE BAY-BURNETT ELECTRICITY BOARD

0	2	2	0	0	0	0	0	0.0
---	---	---	---	---	---	---	---	-----

SOUTH-EAST QUEENSLAND ELECTRICITY BOARD

0	9	0	0	9	7	2	0	0.0
---	---	---	---	---	---	---	---	-----

THE SOUTH WEST QLD ELECTRICITY BOARD

0	0	0	0	0	0	0	0	0.0
---	---	---	---	---	---	---	---	-----

TOTAL

11	95	4	5	97	95	2	3	3.2
----	----	---	---	----	----	---	---	-----

POLICE & EMERGENCY SERVICES

MINISTER FOR POLICE

0	3	2	0	1	1	0	0	0.0
---	---	---	---	---	---	---	---	-----

QUEENSLAND POLICE SERVICE

338	1,182	7	261	1,252	973	279	28	2.9
-----	-------	---	-----	-------	-----	-----	----	-----

QUEENSLAND CORRECTIVE SERVICES COMM.

130	488	25	126	467	340	127	7	2.1
-----	-----	----	-----	-----	-----	-----	---	-----

OFFICE OF RACING

0	2	0	0	2	2	0	0	0.0
---	---	---	---	---	---	---	---	-----

TOTAL

468	1,675	34	387	1,722	1,316	406	35	2.7
-----	-------	----	-----	-------	-------	-----	----	-----

PREMIER, ECONOMIC & TRADE DEVELOPMENT

PREMIER

0	1	0	0	1	1	0	0	0.0
---	---	---	---	---	---	---	---	-----

DEPARTMENT OF THE PREMIER

0	32	2	4	26	25	1	3	12.0
---	----	---	---	----	----	---	---	------

PARLIAMENTARY COMMISSIONER FOR ADMIN INV

1	22	0	1	22	17	5	2	11.8
---	----	---	---	----	----	---	---	------

PUBLIC SECTOR MANAGEMENT COMMISSION

1	0	0	0	1	1	0	0	0.0
---	---	---	---	---	---	---	---	-----

OFFICE OF THE PUBLIC SERVICE

0	8	0	0	8	7	1	1	14.3
---	---	---	---	---	---	---	---	------

OFFICE OF THE CABINET

0	0	0	0	0	0	0	0	0.0
---	---	---	---	---	---	---	---	-----

Portfolio/Agency

On hand 1 JUL B/FWD	Received	Dispatched ON T/FER	Withdrawn	Total	Finalised 30 JUN	On hand 30 JUN C/FWD	INTERNAL REVIEWS	
							Recvd.	% of Appls
<hr/>								
QLD PARLIAMENTARY COUNSEL								
0	0	0	0	0	0	0	0	0.0
QUEENSLAND AUDIT OFFICE								
1	0	0	0	1	1	0	0	0.0
SOUTH BANK CORPORATION								
0	2	0	0	2	2	0	0	0.0
TOTAL								
3	65	2	5	61	54	7	6	11.1
EMERGENCY SERVICES, RURAL COMM & CON. AF								
MINISTER FOR QUEENSLAND EMERGENCY SERV.								
0	0	0	0	0	0	0	0	0.0
DEPARTMENT OF QUEENSLAND EMERGENCY SERV.								
3	12	0	2	13	11	2	0	0.0
OFFICE OF CONSUMER AFFAIRS								
0	6	1	0	5	1	4	0	0.0
AUCTIONEERS' & AGENTS' COMMITTEE								
0	0	0	0	0	0	0	0	0.0
QUEENSLAND AMBULANCE SERVICE								
15	268	0	10	273	242	31	0	0.0
QUEENSLAND FIRE SERVICE								
7	36	0	3	40	34	6	0	0.0
STATE EMERGENCY SERVICE								
0	0	0	0	0	0	0	0	0.0
OFFICE OF SPORT AND RECREATION								
0	1	0	0	1	1	0	0	0.0
TOTAL								
25	323	1	15	332	289	43	0	0.0
TOURISM, SPORT & RACING								
MINISTER FOR TOURISM, SPORT & RACING								
0	0	0	0	0	0	0	0	0.0
DEPARTMENT OF TOURISM, SPORT & RACING								
3	31	1	3	30	29	1	2	6.9
GREYHOUND RACING CONTROL BOARD OF QLD								
0	0	0	0	0	0	0	0	0.0
QUEENSLAND TOURIST & TRAVEL CORPORATION								
0	2	0	0	2	1	1	0	0.0
TOTAL								
3	33	1	3	32	30	2	2	6.7

Portfolio/Agency

On hand 1 JUL B/FWD	Received	Dispatched ON T/FER	Withdrawn	Total	Finalised 30 JUN	On hand 30 JUN C/FWD	INTERNAL REVIEWS	
							Recvd.	% of Appls
TRANSPORT								
MINISTER FOR TRANSPORT								
0	2	0	0	2	2	0	0	0.0
DEPARTMENT OF TRANSPORT								
15	270	2	10	273	245	28	8	3.3
DEPARTMENT OF MAIN ROADS								
9	73	0	2	80	74	6	1	1.4
PORT OF BRISBANE AUTHORITY								
0	0	0	0	0	0	0	0	0.0
CAIRNS PORT AUTHORITY								
1	1	0	0	2	2	0	0	0.0
TOWNSVILLE PORT AUTHORITY								
0	1	0	0	1	0	1	0	0.0
PORTS CORPORATION								
0	1	0	0	1	1	0	0	0.0
QUEENSLAND RAIL								
12	106	0	1	117	110	7	1	0.9
TOTAL								
37	454	2	13	476	434	42	10	2.3
TREASURY								
TREASURER								
0	0	0	0	0	0	0	0	0.0
DEPARTMENT OF THE TREASURY								
4	31	0	2	33	28	5	3	10.7
BRD TRUSTEES GOVT OFFICERS' SUPER TRUST								
0	1	0	0	1	1	0	0	0.0
BRD TRUSTEES STATE PUB SECTOR SUPER FUND								
4	18	0	0	22	22	0	0	0.0
STATE SERVICE SUPERANNUATION BOARD								
0	0	0	0	0	0	0	0	0.0
TRUSTEES QLD FIRE SERVICE SUPER PLAN								
0	0	0	0	0	0	0	0	0.0
QLD RURAL ADJUSTMENT AUTHORITY								
1	13	0	1	13	11	2	0	0.0
QLD OFFICE OF FINANCIAL SUPERVISION								
0	0	0	0	0	0	0	0	0.0
BRISBANE CRICKET GROUND TRUST								
0	0	0	0	0	0	0	0	0.0

Portfolio/Agency

On hand 1 JUL B/FWD	Received	Dispatched ON T/FER	Withdrawn	Total	Finalised 30 JUN	On hand 30 JUN C/FWD	INTERNAL REVIEWS	
							Recvd.	% of Appls
<hr/>								
QLD CULTURAL CENTRE TRUST								
0	0	0	0	0	0	0	0	0.0
QLD PERFORMING ARTS TRUST								
0	1	0	0	1	1	0	0	0.0
NOMINAL DEFENDANT								
0	0	0	0	0	0	0	0	0.0
TOTAL								
9	64	0	3	70	63	7	3	4.8
GRAND TOTAL								
1,214	6,884	152	885	7,061	5,737	1,324	174	3.0

5.2 NUMBER OF ACCESS APPLICATIONS (LOCAL GOVERNMENT)

Portfolio/Agency

On hand 1 JUL B/FWD	Received	Dispatched ON T/FER	Withdrawn	Total	Finalised 30 JUN	On hand 30 JUN C/FWD	INTERNAL REVIEWS	
							Recvd.	% of Applns

ALBERT SHIRE								
0	0	0	0	0	0	0	0	0.0
ATHERTON SHIRE								
1	1	0	0	2	1	1	0	0.0
BALLONE SHIRE								
0	0	0	0	0	0	0	0	0.0
BANANA SHIRE								
0	1	0	0	1	1	0	0	0.0
BEAUDESERT SHIRE								
1	13	0	2	12	10	2	1	10.0
BOORINGA SHIRE								
0	1	0	0	1	1	0	0	0.0
BOWEN SHIRE								
1	0	0	0	1	0	1	0	0.0
BRISBANE CITY								
30	249	0	7	272	220	52	9	4.1
BROADSOUND SHIRE								
0	0	0	0	0	0	0	0	0.0
BUNDABERG CITY								
0	1	0	0	1	1	0	0	0.0
BURDEKIN SHIRE								
0	0	0	0	0	0	0	0	0.0
BURKE SHIRE								
0	1	0	0	1	1	0	0	0.0
CABOOLTURE SHIRE								
2	0	0	0	2	1	1	0	0.0
CALLIOPE SHIRE								
0	11	0	0	11	11	0	0	0.0
CALOUNDRA CITY								
0	17	0	1	16	15	1	0	0.0
CAMBOOYA SHIRE								
0	1	0	0	1	1	0	0	0.0
CARDWELL SHIRE								
0	6	0	1	5	5	0	0	0.0
CLONCURRY SHIRE								
0	1	0	0	1	1	0	0	0.0
COOK SHIRE								
0	4	0	0	4	2	2	0	0.0

Portfolio/Agency

On hand 1 JUL B/FWD	Received	Dispatched ON T/FER	Withdrawn	Total	Finalised 30 JUN	On hand 30 JUN C/FWD	INTERNAL REVIEWS	
							Recvd.	% of Applns
COOLOOLA SHIRE COUNCIL								
3	12	0	0	15	13	2	0	0.0
CROWS NEST SHIRE								
0	1	0	0	1	1	0	0	0.0
DALBY TOWN								
0	6	0	0	6	6	0	0	0.0
DOUGLAS SHIRE								
1	10	0	0	11	8	3	0	0.0
EACHAM SHIRE								
0	1	0	0	1	1	0	0	0.0
EIDSVOLD SHIRE								
0	0	0	0	0	0	0	0	0.0
EMERALD SHIRE								
0	5	0	0	5	5	0	1	20.0
ESK SHIRE								
0	3	0	0	3	3	0	0	0.0
FITZROY SHIRE								
0	4	0	0	4	3	1	0	0.0
GATTON SHIRE								
0	4	0	0	4	4	0	0	0.0
GAYNDAH SHIRE								
0	0	0	0	0	0	0	0	0.0
GLADSTONE CITY								
0	7	1	0	6	6	0	0	0.0
GOLD COAST CITY								
8	0	0	0	8	4	4	0	0.0
GOONDIWINDI TOWN								
0	1	0	0	1	1	0	0	0.0
HERVEY BAY CITY								
0	15	0	0	15	15	0	2	13.3
INGLEWOOD SHIRE								
0	0	0	0	0	0	0	0	0.0
IPSWICH CITY								
4	31	0	2	33	28	5	0	0.0
MT. ISA CITY								
0	0	0	0	0	0	0	0	0.0
ISIS SHIRE								
0	0	0	0	0	0	0	0	0.0
JOHNSTONE SHIRE								
0	8	0	0	8	7	1	0	0.0

Portfolio/Agency

On hand 1 JUL B/FWD	Received	Dispatched ON T/FER	Withdrawn	Total	Finalised 30 JUN	On hand 30 JUN C/FWD	INTERNAL REVIEWS	
							Recvd.	% of Appls
JONDARYAN SHIRE								
0	4	0	4	0	0	0	0	0.0
KILCOY SHIRE								
2	0	0	0	2	2	0	0	0.0
KINGAROY SHIRE								
0	0	0	0	0	0	0	0	0.0
KOLAN SHIRE								
0	0	0	0	0	0	0	0	0.0
LAIDLEY SHIRE								
1	0	0	1	0	0	0	0	0.0
LIVINGSTONE SHIRE								
0	5	0	0	5	5	0	0	0.0
LOGAN CITY								
1	40	0	4	37	36	1	0	0.0
MACKAY CITY								
0	14	0	1	13	13	0	0	0.0
MAREEBA SHIRE								
1	8	0	0	9	7	2	0	0.0
MAROOCHY SHIRE								
3	43	1	1	44	42	2	0	0.0
MARYBOROUGH CITY								
2	2	0	0	4	3	1	2	66.7
MCKINLAY SHIRE								
0	0	0	0	0	0	0	0	0.0
MIRIAM VALE SHIRE								
0	0	0	0	0	0	0	0	0.0
MORETON SHIRE								
0	0	0	0	0	0	0	0	0.0
MT. MORGAN SHIRE								
0	1	0	0	1	1	0	0	0.0
MULGRAVE SHIRE								
0	0	0	0	0	0	0	0	0.0
MURGON SHIRE								
0	0	0	0	0	0	0	0	0.0
MURWEH SHIRE								
0	0	0	0	0	0	0	0	0.0
NANANGO SHIRE								
0	0	0	0	0	0	0	0	0.0
NOOSA SHIRE								
0	15	0	0	15	13	2	1	7.7

Portfolio/Agency

On hand 1 JUL B/FWD	Received	Dispatched ON T/FER	Withdrawn	Total	Finalised 30 JUN	On hand 30 JUN C/FWD	INTERNAL REVIEWS	
							Recvd.	% of Applns
<hr/>								
PINE RIVERS SHIRE								
2	0	0	0	2	2	0	0	0.0
PITTSWORTH SHIRE								
0	0	0	0	0	0	0	0	0.0
REDCLIFFE CITY								
1	0	0	0	1	0	1	0	0.0
REDLAND SHIRE								
9	36	0	2	43	41	2	0	0.0
ROCKHAMPTON CITY								
3	0	0	0	3	0	3	0	0.0
ROMA TOWN								
0	1	0	0	1	1	0	0	0.0
ROSALIE SHIRE								
0	1	0	0	1	1	0	0	0.0
SARINA SHIRE								
0	0	0	0	0	0	0	0	0.0
STANTHORPE SHIRE								
0	0	0	0	0	0	0	0	0.0
THURINGOWA CITY								
0	7	0	1	6	6	0	0	0.0
TIARO SHIRE								
0	0	0	0	0	0	0	0	0.0
TOOWOOMBA CITY								
1	31	0	0	32	29	3	0	0.0
TORRES SHIRE								
0	0	0	0	0	0	0	0	0.0
TOWNSVILLE CITY								
1	0	0	0	1	1	0	0	0.0
WAGGAMBA SHIRE								
0	1	0	0	1	1	0	0	0.0
WAMBO SHIRE								
1	2	0	0	3	3	0	0	0.0
WARWICK CITY								
0	0	0	0	0	0	0	0	0.0
WHITSUNDAY SHIRE								
0	0	0	0	0	0	0	0	0.0
WONDAI SHIRE								
0	0	0	0	0	0	0	0	0.0
GRAND TOTAL								
79	626	2	27	676	583	93	16	2.7

5.3 NUMBER OF AMENDMENT APPLICATIONS (STATE GOVERNMENT)

Portfolio/Agency

On hand 1 JUL B/FWD	Received	Total	Finalised	On hand 30 JUN C/FWD	Documents Altered	Documents Notated	Documents Altr/Noted	Amendment Refused
---------------------------	----------	-------	-----------	----------------------------	----------------------	----------------------	-------------------------	----------------------

ADMINISTRATIVE SERVICES

ADMINISTRATIVE SERVICES DEPARTMENT

0	0	0	0	0	0	0	0	0
---	---	---	---	---	---	---	---	---

TOTAL

0	0	0	0	0	0	0	0	0
---	---	---	---	---	---	---	---	---

EMPLOYMENT, TRAINING & IND RELATION

DEPARTMENT OF E.T.I.R.

0	0	0	0	0	0	0	0	0
---	---	---	---	---	---	---	---	---

WORKER'S COMPENSATION BOARD

0	1	1	1	0	0	0	0	0
---	---	---	---	---	---	---	---	---

TOTAL

0	1	1	1	0	0	0	0	0
---	---	---	---	---	---	---	---	---

PRIMARY INDUSTRIES

DEPARTMENT OF PRIMARY INDUSTRIES

0	0	0	0	0	0	0	0	0
---	---	---	---	---	---	---	---	---

TOTAL

0	0	0	0	0	0	0	0	0
---	---	---	---	---	---	---	---	---

EDUCATION

DEPARTMENT OF EDUCATION

0	2	2	2	0	1	3	0	1
---	---	---	---	---	---	---	---	---

UNIVERSITY OF QUEENSLAND

0	0	0	0	0	0	0	0	0
---	---	---	---	---	---	---	---	---

TOTAL

0	2	2	2	0	1	3	0	1
---	---	---	---	---	---	---	---	---

FAMILY SERV., ABORIGINAL & ISL. AFFAIRS

DEPARTMENT OF FAMILY SERVICES

0	1	1	0	1	0	1	0	0
---	---	---	---	---	---	---	---	---

TOTAL

0	1	1	0	1	0	1	0	0
---	---	---	---	---	---	---	---	---

HEALTH

DEPARTMENT OF HEALTH

0	0	0	0	0	0	0	0	0
---	---	---	---	---	---	---	---	---

BRISBANE SOUTH REGIONAL HEALTH AUTHORITY

0	0	0	0	0	0	0	0	0
---	---	---	---	---	---	---	---	---

Portfolio/Agency

On hand 1 JUL B/FWD	Received	Total	Finalised	On hand 30 JUN C/FWD	Documents Altered	Documents Notated	Documents Altr/Noted	Amendment Refused
---------------------------	----------	-------	-----------	----------------------------	----------------------	----------------------	-------------------------	----------------------

MACKAY REGIONAL HEALTH AUTHORITY

0	0	0	0	0	0	0	0	0
---	---	---	---	---	---	---	---	---

NORTHERN REGIONAL HEALTH AUTHORITY

0	0	0	0	0	0	0	0	0
---	---	---	---	---	---	---	---	---

P&TS REGIONAL HEALTH AUTHORITY

0	0	0	0	0	0	0	0	0
---	---	---	---	---	---	---	---	---

SOUTH COAST REGIONAL HEALTH AUTHORITY

0	0	0	0	0	0	0	0	0
---	---	---	---	---	---	---	---	---

HEALTH RIGHTS COMMISSION

0	0	0	0	0	0	0	0	0
---	---	---	---	---	---	---	---	---

PRINCESS ALEXANDRA HOSPITAL

0	0	0	0	0	0	0	0	0
---	---	---	---	---	---	---	---	---

CAIRNS

0	0	0	0	0	0	0	0	0
---	---	---	---	---	---	---	---	---

TOTAL

0	0	0	0	0	0	0	0	0
---	---	---	---	---	---	---	---	---

LANDS

DEPARTMENT OF LANDS

0	0	0	0	0	0	0	0	0
---	---	---	---	---	---	---	---	---

TOTAL

0	0	0	0	0	0	0	0	0
---	---	---	---	---	---	---	---	---

POLICE & EMERGENCY SERVICES

QUEENSLAND POLICE SERVICE

1	7	8	7	1	3	1	1	8
---	---	---	---	---	---	---	---	---

QUEENSLAND CORRECTIVE SERVICES COMM.

0	3	3	2	1	0	0	0	2
---	---	---	---	---	---	---	---	---

TOTAL

1	10	11	9	2	3	1	1	10
---	----	----	---	---	---	---	---	----

PREMIER, ECONOMIC & TRADE DEVELOPMENT

PARLIAMENTARY COMMISSIONER FOR ADMIN INV

0	1	1	1	0	1	0	0	0
---	---	---	---	---	---	---	---	---

TOTAL

0	1	1	1	0	1	0	0	0
---	---	---	---	---	---	---	---	---

EMERGENCY SERVICES, RURAL COMM & CON. AF

QUEENSLAND AMBULANCE SERVICE

0	1	1	1	0	0	0	0	2
---	---	---	---	---	---	---	---	---

Portfolio/Agency

On hand 1 JUL B/FWD	Received	Total	Finalised	On hand 30 JUN C/FWD	Documents Altered	Documents Notated	Documents Altr/Noted	Amendment Refused
---------------------------	----------	-------	-----------	----------------------------	----------------------	----------------------	-------------------------	----------------------

TOTAL

0	1	1	1	0	0	0	0	2
---	---	---	---	---	---	---	---	---

TOURISM, SPORT & RACING**DEPARTMENT OF TOURISM, SPORT & RACING**

0	0	0	0	0	0	0	0	0
---	---	---	---	---	---	---	---	---

TOTAL

0	0	0	0	0	0	0	0	0
---	---	---	---	---	---	---	---	---

TRANSPORT**DEPARTMENT OF TRANSPORT**

0	3	3	3	0	0	0	0	6
---	---	---	---	---	---	---	---	---

TOTAL

0	3	3	3	0	0	0	0	6
---	---	---	---	---	---	---	---	---

TREASURY**DEPARTMENT OF THE TREASURY**

0	0	0	0	0	0	0	0	0
---	---	---	---	---	---	---	---	---

TOTAL

0	0	0	0	0	0	0	0	0
---	---	---	---	---	---	---	---	---

GRAND TOTAL

1	19	20	17	3	5	5	1	19
---	----	----	----	---	---	---	---	----

5.4 ACTION TAKEN ON DOCUMENTS (STATE GOVERNMENT)

Local Authority Officer/Designation		Documents Considered	Access in FULL	Access in PART	Access REFUSED	% of documents held, RELEASED in FULL or PART	Provisions Invoked [No. of times]
ADMINISTRATIVE SERVICES							
ADMINISTRATIVE SERVICES DEPARTMENT							
LYNCH G, FOI COORDINATOR	N	556	6	0	550	1.1	42(1)(a)[550] 42(1)(b)[550]
	P	51	51	0	0	100.0	
AGENCY TOTAL		607	57	0	550	9.4	
RESIDENTIAL TENANCIES AUTHORITY							
TUPPER A, MANAGER BOND & ADVISORY SERV	P	67	60	0	7	89.6	43(1)[2] 44(1)[5]
AGENCY TOTAL		67	60	0	7	89.6	
PORTFOLIO TOTAL		674	117	0	557	17.4	
EMPLOYMENT, TRAINING & IND RELATION							
MINISTER FOR E.T.I.R.							
NICHOLSON C, FOI DECISION MAKER	P	23	19	4	0	100.0	44(1)[4]
AGENCY TOTAL		23	19	4	0	100.0	
DEPARTMENT OF E.T.I.R.							
CUMBERLAND G, FOI Co-ordinator	N	26,957	17,614	8,568	775	97.1	36(1)(f)[13] 36(1)(g)[5] 42(1)(a)[132] 42(1)(b)[7] 43(1)[366] 44(1)[8737] 45(1)(b)[27] 46(1)(a)[3] 43(1)[8] 44(1)[146]
	P	1,208	1,057	149	2	99.8	
FENDER D, Co A/FOI-ordinator	N	2,760	2,068	597	95	96.6	42(1)(a)[1] 43(1)[96] 44(1)[593] 46(1)(a)[4] 43(1)[2]
	P	754	668	84	2	99.7	

Local Authority Officer/Designation		Documents Considered	Access in FULL	Access in PART	Access REFUSED	% of documents held, RELEASED in FULL or PART	Provisions Invoked [No. of times]
							44(1)[84]
HUGHES J, A/FOI Co-ordinator	N	2,126	1,905	137	84	96.0	21[2] 42(1)(a)[30] 42(1)(b)[4] 43(1)[50] 44(1)[135]
	P	6	6	0	0	100.0	21[1]
MULLINS P, A/FOI Co-ordinator	N	110	102	8	0	100.0	44(1)[8]
	P	79	49	24	6	92.4	43(1)[6] 44(1)[24]
NICHOLSON C, FOI Decision-maker	N	820	690	111	19	97.7	42(1)(a)[4] 42(1)(j)[3] 43(1)[14] 44(1)[107]
	P	612	461	120	31	94.9	43(1)[31] 44(1)[119] 46(1)(a)[1]
SAVILL G, A/FOI Co-ordinator	N	1,393	924	445	24	98.3	42(1)(a)[4] 43(1)[24] 44(1)[441]
	P	34	30	4	0	100.0	44(1)[4]
AGENCY TOTAL		36,859	25,574	10,247	1,038	97.2	
WORKER'S COMPENSATION BOARD							
MCLACHLAN V, FOI Co-ordinator	P	5,419	5,407	0	12	99.8	42(1)(a)[3] 43(1)[9]
MULLINS P, A/FOI Co-ordinator	N	143	98	27	18	87.4	42(1)(a)[3] 44(1)[39]
	P	12,849	12,812	1	36	99.7	42(1)(a)[27] 43(1)[33] 44(1)[1] 44(3)[51]
McLACHLAN V, FOI Co-ordinator	N	8,181	7,467	135	579	92.9	42(1)(a)[5] 42(1)(j)[1] 43(1)[21]

Local Authority Officer/Designation	Documents Considered	Access in FULL	Access in PART	Access REFUSED	% of documents held, RELEASED in FULL or PART	Provisions Invoked [No. of times]	
	P	27,173	26,881	26	266	99.0	44(1)[520] 42(1)(a)[93] 43(1)[124] 44(1)[17] 44(3)[16]
AGENCY TOTAL		53,765	52,665	189	911	98.3	
PORTFOLIO TOTAL		90,647	78,258	10,440	1,949	97.8	
PRIMARY INDUSTRIES							
DEPARTMENT OF PRIMARY INDUSTRIES							
CLANCY D, ACTING SENIOR REVIEW OFFICER	N	22	22	0	0	100.0	
FOGG J, SENIOR REVIEW OFFICER	N	401	160	29	212	47.1	44(1)[233]
LAVERY K, ACTING SENIOR REVIEW OFFICER	N	3,368	3,326	10	32	99.0	42(1)(b)[6] 44(1)[4] 45(1)(b)[12] 46(1)(b)[3]
	P	1,837	1,613	3	221	88.0	40(d)[221] 44(1)[224]
O'BRIEN N B, SENIOR REVIEW OFFICER	N	10,392	9,789	52	551	94.7	21[2] 22(a)[14] 22(b)[4] 22(c)[13] 36(1)(a)[46] 40(c)[106] 41(1)[1] 42(1)(b)[106] 43(1)[426] 44(1)[151] 45(1)(b)[60] 45(1)(c)[7] 46(1)(a)[37] 46(1)(b)[118]
SIMPSON C, A/SENIOR REVIEW OFFICER	N	2,215	1,759	14	442	80.0	22(a)[1] 41(1)[200] 42(1)(b)[5]

Local Authority Officer/Designation	Documents Considered	Access in FULL	Access in PART	Access REFUSED	% of documents held, RELEASED in FULL or PART	Provisions Invoked [No. of times]	
	P	138	133	5	0	100.0	44(1)[9] 45(1)(b)[196] 40(c)[1] 46(1)(b)[4]
AGENCY TOTAL		18,373	16,802	113	1,458	92.1	
AGRI CHEM DIST CONTROL BOARD							
GRAINGER N G, SECRETARY	N	59	56	0	3	94.9	22(a)[2] 46(1)(b)[1]
AGENCY TOTAL		59	56	0	3	94.9	
VETERINARY SURGEONS BOARD							
MURRAY W, REGISTRAR	N	10	9	1	0	100.0	46(1)(a)[1]
AGENCY TOTAL		10	9	1	0	100.0	
QLD FISH MANAGEMENT AUTHORITY							
GAFFNEY P, FOI COORDINATOR	N	2	2	0	0	100.0	
AGENCY TOTAL		2	2	0	0	100.0	
QUEENSLAND COMMERCIAL FISHERMEN'S ORGNTN							
KENNEDY A, STATE SECRETARY	N	90,000	90,000	0	0	100.0	
AGENCY TOTAL		90,000	90,000	0	0	100.0	
WATER RESOURCES COMMISSION							
ROBB P W, SECRETARY QAC	N	4,997	0	0	4,997	0.0	28(3)[4997]
AGENCY TOTAL		4,997	0	0	4,997	0.0	
QLD CANE GROWERS' COUNCIL							
JOHNSTON K W, MANAGER CORPORATE SERVICES	N	30,248	248	0	30,000	0.8	28(2)[30000]
AGENCY TOTAL		30,248	248	0	30,000	0.8	

Local Authority Officer/Designation		Documents Considered	Access in FULL	Access in PART	Access REFUSED	% of documents held, RELEASED in FULL or PART	Provisions Invoked [No. of times]
QLD SUGAR CORPORATION							
MCNALLY R, SENIOR MANAGER CORP & LEGAL	N	59	59	0	0	100.0	
AGENCY TOTAL		59	59	0	0	100.0	
PORTFOLIO TOTAL		143,748	107,176	114	36,458	74.6	
EDUCATION							
DEPARTMENT OF EDUCATION							
COLLINGWOOD K, A/FOI CO-ORDINATOR	N	1,683	1,355	237	91	94.6	22(a)[6] 36(1)(d)[7] 36(1)(e)[38] 36(1)(f)[1] 36(1)(g)[30] 43(1)[16] 44(1)[228] 45(1)(c)[1] 49[5]
	P	574	426	122	26	95.5	40(a)[29] 40(b)[29] 44(1)[119]
KEAST L, PRINCIPAL POLICY OFFICER	N	39,942	35,348	2,355	2,239	94.4	22(c)[6] 27(3)[3] 28(2)[17] 36(1)(d)[7] 36(1)(e)[38] 36(1)(f)[2] 37(1)(g)[16] 41(1)[100] 42(1)(c)[1] 43(1)[52] 44(1)[3087] 45(1)(b)[72] 45(1)(c)[408] 48(1)[88] 49[3]
	P	3,435	2,872	368	195	94.3	11(1)(q)[67] 40(a)[49] 40(b)[49] 43(1)[14] 44(1)[436]

Local Authority Officer/Designation		Documents Considered	Access in FULL	Access in PART	Access REFUSED	% of documents held, RELEASED in FULL or PART	Provisions Invoked [No. of times]
MANDLA K, PRINCIPAL POLICY OFFICER	P	919	895	1	23	97	48(1)[13] 41(1)[5] 43(1)[18] 44(1)[1]
AGENCY TOTAL		46,553	40,896	3,083	2,574	94.5	
BOARD OF SENIOR SECONDARY SCHOOL STUDIES							
CHAN, VIVIEN, FOI CO-ORDINATOR	N	9	9	0	0	100.0	
	P	18	18	0	0	100.0	
AGENCY TOTAL		27	27	0	0	100.0	
UNIVERSITY OF QUEENSLAND							
BROWN E T, ACTING VICE-CHANCELLOR	P	768	717	51	0	100.0	44(1)[37] 44(3)[14]
WANKIEWICZ T, SENIOR ADMIN OFFICER	N	4,730	4,570	152	8	99.8	42(1)(g)[7] 42(1)(h)[7] 44(1)[147] 45(1)(c)[6]
	P	1,423	1,364	51	8	99.4	40(a)[1] 44(1)[37] 46(1)(a)[21]
AGENCY TOTAL		6,921	6,651	254	16	99.8	
GRIFFITH UNIVERSITY							
MCANDREW A C, PRO-VICE-CHANCELLOR (ADMIN)	N	476	309	74	93	80.5	40(c)[68] 41(1)[4] 44(1)[80] 46(1)(a)[113]
	P	722	532	87	103	85.7	40(c)[12] 41(1)[64] 46(1)(a)[74]
AGENCY TOTAL		1,198	841	161	196	83.6	
JAMES COOK UNIVERSITY OF NORTHERN AUST							
GILLIVER R, FOI REVIEW OFFICER - JCU	P	81	81	0	0	100.0	

Local Authority Officer/Designation		Documents Considered	Access in FULL	Access in PART	Access REFUSED	% of documents held, RELEASED in FULL or PART	Provisions Invoked [No. of times]
MOULDEN, B (PROF), VICE-CHANCELLOR	N	727	727	0	0	100.0	
PETTIGREW, P, FOI CO-ORDINATOR	N	146	96	0	50	65.8	43(1)[50]
AGENCY TOTAL		954	904	0	50	94.8	
QUEENSLAND UNIVERSITY OF TECHNOLOGY							
BRASCH, JACOBA, FOI OFFICER	N	317	254	63	0	100.0	44(1)[62] 45(3)[1]
	P	533	520	9	4	99.2	44(1)[8] 45(1)(a)[1] 46(1)(a)[4] 46(1)(b)[4]
AGENCY TOTAL		850	774	72	4	99.5	
UNIVERSITY OF SOUTHERN QUEENSLAND							
TURNER D, FOI COORDINATOR	N	95	66	27	2	97.9	44(1)[24] 45(1)(a)[4] 49[1]
	P	134	128	6	0	100.0	44(1)[1]
AGENCY TOTAL		229	194	33	2	99.1	
UNIVERSITY OF CENTRAL QUEENSLAND							
BARRETT, MEGAN, FOI CO-ORDINATOR	P	1	0	1	0	100.0	44(1)[1]
MEGAN BARRETT, FOI COORDINATOR	N	651	566	85	0	100.0	44(1)[85]
	P	272	256	15	1	99.6	44(1)[12] 46(1)(a)[1]
AGENCY TOTAL		924	822	101	1	99.9	
PORTFOLIO TOTAL		57,656	51,109	3,704	2,843	95.1	
DEPT OF ECONOMIC DEVELOPMENT & TRADE							
ATKINSON J, PRINCIPAL PROJECT OFFICER	N	2,170	1,723	201	246	88.7	36(1)(e)[42] 36(1)(f)[2] 37(1)(e)[1] 37(1)(g)[6]

Local Authority Officer/Designation		Documents Considered	Access in FULL	Access in PART	Access REFUSED	% of documents held, RELEASED in FULL or PART	Provisions Invoked [No. of times]
							41(1)[2] 43(1)[175] 44(1)[93] 45(1)(c)[188] 46(1)(a)[69] 46(1)(b)[91] 49[1]
AGENCY TOTAL		2,170	1,723	201	246	88.7	
PORTFOLIO TOTAL		2,170	1,723	201	246	88.7	
ENVIRONMENT & HERITAGE							
DEPT. OF ENVIRONMENT & HERITAGE							
JACKSON K, EXEC OFFICER	N	1,187	1,038	22	127	89.3	36(1)(f)[36] 41(1)[23] 42(1)(a)[4] 43(1)[6] 44(1)[3] 45(1)(b)[8] 45(3)[77]
MORSE R, A/EXECUTIVE OFFICER	N	17,959	16,417	421	1,121	93.8	36(1)(a)[16] 36(1)(e)[105] 36(1)(f)[100] 36(1)(g)[217] 37(1)(g)[5] 41(1)[4] 43(1)[13] 44(1)[179] 45(1)(c)[219]
	P	39	36	3	0	100.0	
SANDERSON M, A/EXECUTIVE OFFICER	N	9,945	8,824	74	1,047	89.5	36(1)(a)[551] 36(1)(e)[13] 36(1)(f)[17] 36(1)(g)[2] 42(1)(a)[12] 43(1)[630] 44(1)[10] 45(1)(a)[2] 40(c)[104]
	P	509	405	41	63	87.6	

Local Authority Officer/Designation		Documents Considered	Access in FULL	Access in PART	Access REFUSED	% of documents held, RELEASED in FULL or PART	Provisions Invoked [No. of times]
AGENCY TOTAL		29,639	26,720	561	2,358	92.0	
BEACH PROTECTION AUTHORITY							
ARCHIBALD B, SECRETARY	N	44	44	0	0	100.0	
AGENCY TOTAL		44	44	0	0	100.0	
WET TROPICS AUTHORITY							
DACEY T, EXECUTIVE OFFICER	N	6,616	6,489	0	127	98.1	45(1)(b)[127]
AGENCY TOTAL		6,616	6,489	0	127	98.1	
QUEENSLAND HERITAGE COUNCIL							
PORTER K, A/ADMIN OFFICER	N	155	148	7	0	100.0	44(1)[7]
AGENCY TOTAL		155	148	7	0	100.0	
PORTFOLIO TOTAL		36,454	33,401	568	2,485	93.2	
FAMILY SERV., ABORIGINAL & ISL. AFFAIRS							
DEPARTMENT OF FAMILY SERVICES							
CAZZULINO A, FOI OFFICER	N	20	11	8	1	95.0	21[1] 42(1)(b)[8]
	P	19,815	17,033	1,611	1,171	94.1	21[3] 22(e)[1] 42(1)(b)[240] 42(1)(e)[8] 43(1)[29] 44(1)[2255] 46(1)(b)[85] 50(a)[189]
DONOVAN H, FOI OFFICER	N	2,575	2,384	89	102	96.0	22(e)[15] 42(1)(b)[119] 44(1)[49] 46(1)(b)[9]
	P	14,645	9,654	3,803	1,188	91.9	22(b)[38] 22(e)[12] 42(1)(b)[353] 42(1)(e)[4]

Local Authority Officer/Designation		Documents Considered	Access in FULL	Access in PART	Access REFUSED	% of documents held, RELEASED in FULL or PART	Provisions Invoked [No. of times]
							42(1)(h)[20] 43(1)[12] 44(1)[4248] 46(1)(b)[113] 48(1)[254] 50(a)[8]
HORTON S, MANAGER FOI	P	136	4	128	4	97.1	22(e)[3] 42(1)(a)[2] 42(1)(b)[1] 44(1)[1] 48(1)[128]
HUGHES J, SENIOR FOI OFFICER	N	77	76	0	1	98.7	42(1)(a)[1]
	P	2,402	1,994	245	163	93.2	22(e)[1] 27(4)[1] 42(1)(b)[13] 43(1)[18] 44(1)[363] 50(a)[13]
JEPPESEN V, SENIOR FOI OFFICER	N	9,054	7,901	545	608	93.3	36(1)(g)[80] 37(1)(g)[7] 42(1)(a)[3] 43(1)[128] 44(1)[556] 45(1)(b)[79] 45(1)(c)[2] 49[47]
	P	4,190	3,430	402	358	91.5	22(e)[16] 36(1)(a)[12] 36(1)(g)[3] 37(1)(a)[10] 42(1)(b)[74] 43(1)[105] 44(1)[539] 46(1)(a)[4] 46(1)(b)[6]
MCCORMACK P, FOI OFFICER	N	138	114	22	2	98.6	44(1)[24]
	P	8,739	6,149	1,855	735	91.6	21[2] 35/(s36)[7]

Local Authority Officer/Designation		Documents Considered	Access in FULL	Access in PART	Access REFUSED	% of documents held, RELEASED in FULL or PART	Provisions Invoked [No. of times]
							42(1)(b)[145] 42(1)(c)[2] 42(1)(e)[1] 43(1)[44] 44(1)[1942] 46(1)(a)[1] 46(1)(b)[178] 50(a)[317]
MCVEIGH J, FOI OFFICER	N	56	53	3	0	100.0	44(1)[3]
	P	2,692	1,944	698	50	98.1	22(b)[5] 42(1)(b)[33] 44(1)[710]
PRINS N, MANAGER INFORMATION MANAGEMENT	P	169	169	0	0	100.0	
ROCHE A-M, FOI OFFICER	P	1,975	1,670	301	4	99.8	44(1)[305]
AGENCY TOTAL		66,683	52,586	9,710	4,387	93.4	
INTELLECTUALLY DISABLED CITIZENS COUNCIL							
PLUMMER R, COUNCIL MEMBER	N	59	1	0	58	1.7	44(1)[58] 46(1)(b)[58]
AGENCY TOTAL		59	1	0	58	1.7	
PORTFOLIO TOTAL		66,742	52,587	9,710	4,445	93.3	
HOUSING, LOCAL GOVERNMENT & PLANNING							
DEPARTMENT OF HOUSING & LOCAL GOVERNMENT							
MATHESON C, MANAGER, CLS	N	353	353	0	0	100.0	
TUMATH V, MANAGER ARU	N	23,395	20,638	1,523	1,234	94.7	36(1)(a)[729] 36(1)(f)[1] 43(1)[565] 45(1)(a)[314] 45(1)(b)[324] 45(1)(c)[3] 46(1)(b)[180]

Local Authority Officer/Designation		Documents Considered	Access in FULL	Access in PART	Access REFUSED	% of documents held, RELEASED in FULL or PART	Provisions Invoked [No. of times]
	P	0	0	0	0	0.0	49[3]
AGENCY TOTAL		23,748	20,991	1,523	1,234	94.8	
PORTFOLIO TOTAL		23,748	20,991	1,523	1,234	94.8	
HEALTH							
DEPARTMENT OF HEALTH							
GARVEY S, PRINCIPAL POLICY OFFICER ALPLS	N	16,275	5,109	639	10,527	35.3	21[1] 36(1)(a)[8216] 36(1)(c)[76] 36(1)(d)[5] 36(1)(e)[41] 36(1)(f)[638] 36(1)(g)[24] 41(1)[699] 43(1)[1110] 44(1)[295] 45(1)(c)[247] 46(1)(b)[54] 44(3)[7]
	P	19	12	0	7	63.2	
HARRIS S, MANAGER FOI & ADMIN LAW SECT	N	572	560	12	0	100.0	44(1)[12]
	P	68	1	2	65	4.4	42(1)(e)[67]
RAMSDEN K, SENIOR POLICY OFFICER	N	6,065	1,708	1	4,356	28.2	36(1)(a)[3764] 36(1)(c)[584] 43(1)[9] 42(1)(e)[92]
	P	925	833	45	47	94.9	
THOMAS C, A/SENIOR POLICY OFFICER	N	123	123	0	0	100.0	
	P	244	62	15	167	31.6	42(1)(b)[41] 42(1)(e)[180] 42(1)(h)[1]
AGENCY TOTAL		24,291	8,408	714	15,169	37.6	
DARLING DOWNS REGIONAL HEALTH AUTHORITY							
DUPREEZ-WILKENSON G, DEPUTY MEDICAL SUPE	N	1,062	1,020	42	0	100.0	

Local Authority Officer/Designation	Documents Considered	Access in FULL	Access in PART	Access REFUSED	% of documents held, RELEASED in FULL or PART	Provisions Invoked [No. of times]
DUPREEZ-WILKINSON G, DEPUTY MEDICAL SUPE	N	1,573	0	0	1,573 0.0	44(1)[1573]
G DUPREEZ-WILKINSON, DEPUTY MEDI	N P	1,424 6,508	1,394 4,459	30 308	0 1,741 73.2	44(1)[30] 44(1)[316] 44(3)[1730] 48(1)[3]
AGENCY TOTAL		10,567	6,873	380	3,314 68.6	
MEDICAL & OTHER BOARDS						
GREENAWAY J, REGISTRAR	N	1,653	617	78	958 42.0	41(1)[225] 42(1)(a)[56] 42(1)(b)[63466] 42(1)(e)[23] 43(1)[183] 44(1)[245] 45(1)(c)[115] 46(1)(a)[105] 46(1)(b)[47] 50(b)[37]
	P	37	0	0	37 0.0	
POSNER J, FOI OFFICER	N	1,986	801	197	988 50.3	41(1)[13] 42(1)(a)[70] 42(1)(e)[21] 43(1)[89] 44(1)[263] 45(1)(c)[81] 46(1)(b)[12] 50(b)[24]
	P	691	669	3	19 97.3	41(1)[3] 42(1)(a)[3] 42(1)(b)[3] 43(1)[4] 46(1)(b)[8]
AGENCY TOTAL		4,367	2,087	278	2,002 54.2	
HEALTH RIGHTS COMMISSION						
O'BRIEN V, CORPORATE PROJECTS OFFICER	N	818	303	70	445 45.6	42(1)(a)[85] 42(1)(b)[106] 42(1)(e)[89] 44(1)[506]

Local Authority Officer/Designation		Documents Considered	Access in FULL	Access in PART	Access REFUSED	% of documents held, RELEASED in FULL or PART	Provisions Invoked [No. of times]
	P	4,386	3,473	104	809	81.6	46(1)(a)[9] 40(c)[12] 40(d)[12] 41(1)[428] 42(1)(a)[226] 42(1)(b)[225] 42(1)(d)[142] 42(1)(e)[375] 43(1)[26] 44(1)[369] 46(1)(a)[2] 46(1)(b)[7]
AGENCY TOTAL		5,204	3,776	174	1,254	75.9	
PATIENT REVIEW TRIBUNAL							
BRITTEN G, CHAIRPERSON, PRT CENTRAL	P	113	111	2	0	100.0	42(1)(c)[2]
AGENCY TOTAL		113	111	2	0	100.0	
QUEENSLAND INSTITUTE OF MEDICAL RESEARCH							
BARRY M, SECRETARY, QLD INST MED RES	P	18	0	18	0	100.0	40(c)[18]
AGENCY TOTAL		18	0	18	0	100.0	
QUEENSLAND NURSING COUNCIL							
HENRY S, NURSE ADVISOR, EDUCATION	N	42	30	1	11	73.8	43(1)[1] 46(1)(b)[11]
	P	14	14	0	0	100.0	
AGENCY TOTAL		56	44	1	11	80.4	
ROYAL CHILDREN'S HOSPITAL							
EVANS W, DECISION MAKER	N	690	656	25	9	98.7	43(1)[9] 44(1)[5]
	P	1,576	1,480	96	0	100.0	44(1)[46] 44(3)[50]
MCCAIRNEY J, DECISION MAKER	P	0	0	0	0	0.0	

Local Authority Officer/Designation		Documents Considered	Access in FULL	Access in PART	Access REFUSED	% of documents held, RELEASED in FULL or PART	Provisions Invoked [No. of times]
AGENCY TOTAL		2,266	2,136	121	9	99.6	
ROYAL BRISBANE HOSPITAL							
EVANS W, DECISION MAKER	N	6,870	6,750	28	92	98.7	42(1)(b)[2] 43(1)[58] 44(1)[7] 46(1)(b)[2]
	P	1,143	33,372	769	2	100.0	42(1)(a)[60] 42(1)(b)[50] 43(1)[2] 44(1)[146] 44(3)[423] 46(1)(a)[13] 46(1)(b)[13]
MCCAIRNEY J, DECISION MAKER	N	0	0	0	0	0.0	
	P	844	841	3	0	100.0	
AGENCY TOTAL		41,857	40,963	800	94	99.8	
ROYAL WOMEN'S HOSPITAL							
EVANS W, DECISION MAKER	N	106	106	0	0	100.0	
	P	2,533	2,532	1	0	100.0	44(1)[1]
MCCAIRNEY J, DECISION MAKER	P	0	0	0	0	0.0	
AGENCY TOTAL		2,639	2,638	1	0	100.0	
PRINCE CHARLES HOSPITAL							
COUSAR A, DECISION MAKER	N	1,950	1,928	22	0	100.0	43(1)[11] 44(1)[12]
	P	10,158	10,095	63	0	100.0	42(1)(h)[7] 44(1)[5] 44(3)[145] 46(1)(a)[33] 46(1)(b)[10]
AGENCY TOTAL		12,108	12,023	85	0	100.0	
PRINCESS ALEXANDRA HOSPITAL							
BOEL B M, FOI OFFICER	N	7,746	6,877	65	804	89.6	44(1)[1097]
	P	16,0981	4,434	72	1,592	90.1	42(1)(c)[1]

Local Authority Officer/Designation		Documents Considered	Access in FULL	Access in PART	Access REFUSED	% of documents held, RELEASED in FULL or PART	Provisions Invoked [No. of times]
							44(1)[35] 44(3)[1722] 46(1)(a)[63]
AGENCY TOTAL		23,844	21,311	137	2,396	90.0	
BAYSIDE							
WOOD J,	N	0	0	0	0	0.0	
CLINICAL CODER	P	427	421	4	2	99.5	
AGENCY TOTAL		427	421	4	2	99.5	
LOGAN-BEAUDESERT							
LEGGATE S,	N	256	256	0	0	100.0	
EXECUTIVE SERVICES	P	1,172	1,172	0	0	100.0	
AGENCY TOTAL		1,428	1,428	0	0	100.0	
QEH HOSPITAL							
HILDER J,	N	333	318	9	6	98.2	21[1] 40(c)[13] 46(1)(a)[1]
NURSE MANAGER - PROJECTS	P	3,086	3,072	13	1	100.0	44(1)[12] 46(1)(a)[6] 46(1)(b)[6]
QUINN B,	N	93	93	0	0	100.0	
DIRECTOR OF NURSING	P	291	287	4	0	100.0	44(1)[4]
AGENCY TOTAL		3,803	3,770	26	7	99.8	
ROCKHAMPTON							
ATKINSON P,	N	1,595	1,566	0	29	98.2	40(a)[29] 42(1)(a)[29] 42(1)(b)[29]
F.O.I.CO-ORDINATOR	P	7,770	7,523	57	190	97.6	40(c)[4] 42(1)(b)[6] 42(1)(e)[27] 42(1)(f)[20] 44(1)[17] 44(3)[188] 46(1)(b)[25]

Local Authority Officer/Designation		Documents Considered	Access in FULL	Access in PART	Access REFUSED	% of documents held, RELEASED in FULL or PART	Provisions Invoked [No. of times]
AGENCY TOTAL		9,365	9,089	57	219	97.7	
CENTRAL HIGHLANDS							
WEBB T, DIRECTOR, CORPORATE SERVICES	P	1	0	0	1	0.0	46(1)(b)[1]
AGENCY TOTAL		1	0	0	1	0.0	
GLADSTONE							
ATKINSON P, F.O.I.CO-ORDINATOR	P	58	46	12	0	100.0	42(1)(b)[1] 42(1)(e)[2] 42(1)(f)[2] 44(1)[58] 44(3)[58] 46(1)(b)[10]
AGENCY TOTAL		58	46	12	0	100.0	
CENTRAL WEST							
ABBOTT R,	N	341	301	0	40	88.3	40(c)[3] 40(d)[3] 44(1)[37]
AGENCY TOTAL		341	301	0	40		
NORTHERN DOWNS							
CAWLEY P, DIRECTOR FINANCE & ADMIN	N P	31 335	31 332	0 0	0 3	100.0 99.1	46(1)(a)[1]
AGENCY TOTAL		366	363	0	3	99.2	
SOUTHERN DOWNS							
HAYWARD M,	N P	185 262	185 262	0 0	0 0	100.0 100.0	
AGENCY TOTAL		447	447	0	0	100.0	
MACKAY							
MASSIE P, FOI DECISION MAKER	N P	315 4,737	315 4,220	0 517	0 0	100.0 100.0	46(1)(b)[9]
AGENCY TOTAL		5,052	4,535	517	0	100.0	

Local Authority Officer/Designation		Documents Considered	Access in FULL	Access in PART	Access REFUSED	% of documents held, RELEASED in FULL or PART	Provisions Invoked [No. of times]
MORANBAH							
MASSIE P,	N	57	57	0	0	100.0	
FOI DECISION MAKER	P	164	164	0	0	100.0	
AGENCY TOTAL		221	221	0	0	100.0	
TOWNSVILLE							
GREEN R,	N	1,410	1,395	11	4	99.7	27(3)[4]
FOI DECISION MAKER							44(1)[54]
							46(1)(a)[7]
	P	2,427	2,413	6	8	99.7	44(1)[1]
							46(1)(b) [13]
AGENCY TOTAL		3,837	3,808	17	12	99.7	
CHARTERS TOWERS							
GREEN R,	P	14	14	0	0	100.0	
FOI DECISION MAKER							
AGENCY TOTAL		14	14	0	0	100.0	
BOWEN							
GREEN R,	P	39	39	0	0	100.0	
FOI DECISION MAKER							
AGENCY TOTAL		39	39	0	0	100.0	
MOUNT ISA							
HAYLLAR J,	N	94	78	16	0	100.0	44(1)[16]
DIRECTOR OF	P	1,067	771	296	0	100.0	44(1)[187]
MEDICAL SERVICES							
WOOLF L,	P	211	211	0	0	100.0	
AGENCY TOTAL		1,372	1,060	312	0	100.0	
CAIRNS							
WILSON L,	N	1,928	1,089	0	839	56.5	43(1)[3]
HEALTH INFORMATION MANAGER							44(1)[258]
	P	4,157	4,155	0	2	100.0	
AGENCY TOTAL		6,085	5,244	0	841	86.2	

Local Authority Officer/Designation		Documents Considered	Access in FULL	Access in PART	Access REFUSED	% of documents held, RELEASED in FULL or PART	Provisions Invoked [No. of times]
TABLELANDS							
GODFREY S,	N	0	0	0	0	0.0	
	P	245	244	1	0	100.0	44(1)[1]
AGENCY TOTAL		245	244	1	0	100.0	
INNISFAIL							
REYNOLDS K,	P	593	593	0	0	100.0	
HEALTH INFORMATION MANAGER							
AGENCY TOTAL		593	593	0	0	100.0	
TORRES							
HEATH P, DIR,	N	106	0	0	106	0.0	44(1)[106]
CORP SERV, TABLELANDS	P	104	94	1	9	91.3	40(c)[1] 46(1)(b)[9]
AGENCY TOTAL		210	94	1	115	45.2	
CAPE YORK							
MACKELLAR H,	P	25	25	0	0	100.0	
D.O.N., WEIPA HOSPITAL							
AGENCY TOTAL		25	25	0	0	100.0	
SOUTH COAST							
BERGIN D,	P	239	3	0	236	1.3	42(1)(a)[236]
DISTRICT MANAGER							
COPLAND G,	P	644	644	0	0	100.0	
DEPUTY MEDICAL SUPERINTENDENT							
MOORE D,	N	1,938	1,658	2	278	85.7	44(1)[166]
A/SENIOR ADMIN OFFICER	P	1,671	1,649	21	1	99.9	46(1)(b)[2] 42(1)(c)[8] 44(1)[4] 46(1)(b)[11]
WICKHAM K,	N	1,021	1,021	0	0	100.0	
SENIOR ADMIN OFFICER	P	2,010	1,739	8	263	86.9	42(1)(b)[1] 44(3)[260] 46(1)(b)[8]
AGENCY TOTAL		7,523	6,714	31	778	89.7	

Local Authority Officer/Designation		Documents Considered	Access in FULL	Access in PART	Access REFUSED	% of documents held, RELEASED in FULL or PART	Provisions Invoked [No. of times]
CHARLEVILLE							
PULSFORD R,	N	29	0	0	29	0.0	44(1)[29]
	P	3	3	0	0	100.0	
AGENCY TOTAL		32	3	0	29	9.4	
ROMA							
HARRISON J, DM, ROMA	N	20	3	2	15	25.0	40(c)[15] 44(1)[2]
RATHBORNE M, MANAGER, SUPPORT SERVICES	P	0	0	0	0	0.0	
AGENCY TOTAL		20	3	2	15	25.0	
SUNSHINE COAST							
FRAHM K, EXEC	N	1,381	1,381	0	0	100.0	
ASST TO DM, SCDHS	P	273	273	0	0	100.0	
AGENCY TOTAL		1,654	1,654	0	0	100.0	
GYMPIE							
COSTELLO S, MEDICAL SUPT, GYMPIE HOSPITAL	N	78	78	0	0	100.0	
AGENCY TOTAL		78	78	0	0	100.0	
REDCLIFFE-CABOOLTURE							
LOW J,	N	462	462	0	0	100.0	46(1)(b)[3]
	P	83	80	3	0	100.0	
AGENCY TOTAL		545	542	3	0	100.0	
WEST MORETON							
MCFERRAN P, A/DECISION MAKER	N	182	169	11	2	98.9	44(1)[9]
	P	223	223	0	0	100.0	
PRIEST J, HEALTH INFORMATION MANAGER	N	2,556	2,040	356	160	93.7	11(1)(e)[5] 41(1)[1] 44(1)[486] 46(1)(b) [22]
	P	17,305	9,895	6,557	853	95.1	11(1)(c)[6]

Local Authority Officer/Designation		Documents Considered	Access in FULL	Access in PART	Access REFUSED	% of documents held, RELEASED in FULL or PART	Provisions Invoked [No. of times]
							11(1)(e)[500] 22(b)[1] 40(c)[6] 41(1)[8] 42(1)(b)[148] 42(1)(c)[5202] 44(1)[882] 46(1)(b)[718] 57[150]
AGENCY TOTAL		20,266	12,327	6,924	1,015	95.0	
HERVEY BAY-MARYBOROUGH							
FERRARI W,	P	221	221	0	0	100.0	
LONG P,	N	227	227	0	0	100.0	
ADMIN OFFICER (EXEC SERVICES)	P	676	674	2	0	100.0	46(1)(a)[2]
AGENCY TOTAL		1,124	1,122	2	0	100.0	
BUNDABERG							
KING M,	P	12	12	0	0	100.0	
A/SNR HEALTH INFO MANAGER							
MATTHEWS M,	P	281	278	3	0	100.0	46(1)(b)[3]
SNR HEALTH INFORMATION MANAGER							
AGENCY TOTAL		293	290	3	0	100.0	
NORTH BURNETT							
GATE B, QMC	N	0	0	0	0	0.0	
SOUTH BURNETT							
SOBIECKI E, MANAGER,	N	303	303	0	0	100.0	
MEDICAL RECORDS	P	124	118	4	2	98.4	42(1)(b)[6]
AGENCY TOTAL		427	421	4	2	99.5	
PORTFOLIO TOTAL		193,221	155,266	10,627	27,328	85.9	

Local Authority Officer/Designation		Documents Considered	Access in FULL	Access in PART	Access REFUSED	% of documents held, RELEASED in FULL or PART	Provisions Invoked [No. of times]
JUSTICE & ATTORNEY-GENERAL							
PUBLIC TRUST OFFICE							
KELLY I D C, FOI COORDINATOR	N	258	20	0	238	7.8	43(1)[233] 46(1)(b)[5]
	P	66	66	0	0	100.0	
AGENCY TOTAL		324	86	0	238	26.5	
DEPARTMENT OF JUSTICE & ATTORNEY-GENERAL							
BARRATT L, FOI COORDINATOR	N	2,776	807	263	1,706	38.5	22(b)[208] 41(1)[200] 42(1)(b)[5] 42(1)(c)[9] 42(1)(d)[30] 42(1)(e)[30] 43(1)[584] 44(1)[229] 45(1)(a)[1] 11(1)(e)[1] 22(a)[214] 22(b)[477] 36(1)(f)[8] 37(1)(c)[1] 37(1)(g)[5] 38(b)[3] 40(c)[8] 41(1)[2] 42(1)(h)[2] 43(1)[148] 44(1)[363] 46(1)(a)[51] 46(1)(b)[47]
	P	3,731	2,418	555	758	79.7	
DAWSON M, A/MANAGER	N	579	536	41	2	99.7	42(1)(a)[2] 44(1)[41]
	P	433	142	21	270	37.6	22(a)[5] 22(b)[179] 43(1)[99] 44(1)[9]
AGENCY TOTAL		7,519	3,903	880	2,736	63.6	

Local Authority Officer/Designation		Documents Considered	Access in FULL	Access in PART	Access REFUSED	% of documents held, RELEASED in FULL or PART	Provisions Invoked [No. of times]
LEGAL AID OFFICE (QUEENSLAND)							
COXON R, FOI DECISION MAKER	P	3,138	3,032	1	105	96.7	44(1)[13]
AGENCY TOTAL		3,138	3,032	1	105	96.7	
CRIMINAL JUSTICE COMMISSION							
KENZLER R, SENIOR PROJECTS OFFICER	N P	33 41	0 41	0 0	33 0	0.0 100.0	
AGENCY TOTAL		74	41	0	33	55.4	
OFFICE OF CONSUMER AFFAIRS							
BARRATT L, FOI COORDINATOR	N	50	38	12	0	100.0	42(1)(e)[2] 44(1)[12]
AGENCY TOTAL		50	38	12	0	100.0	
PORTFOLIO TOTAL		11,105	7,100	893	3,112	72.0	
LANDS							
DEPARTMENT OF LANDS							
SPRING E, MANAGER	N	4,804	4,169	10	625	87.0	22(a)[54] 22(b)[1] 43(1)[570]
AGENCY TOTAL		4,804	4,169	10	625	87.0	
SOUTH EAST QLD WATER BOARD							
HARTNETT B, ADMIN & FINANCE MANAGER SEQW	N	75	61	13	1	98.7	44(1)[8] 45(1)(b)[1] 46(1)(b)[2]
AGENCY TOTAL		75	61	13	1	98.7	
PIONEER VALLEY WATER BOARD							
PALMER J, PVWB	N	4	3	1	0	100.0	45(1)(c)[1]
AGENCY TOTAL		4	3	1	0	100.0	
PORTFOLIO TOTAL		4,883	4,233	24	626	87.2	

Local Authority Officer/Designation	Documents Considered	Access in FULL	Access in PART	Access REFUSED	% of documents held, RELEASED in FULL or PART	Provisions Invoked [No. of times]	
MINERALS & ENERGY							
DEPARTMENT OF MINERALS & ENERGY							
ASHE P, ADMIN LAW COORDINATOR	N	17,253	16,567	24	662	96.2	11A[2] 22(b)[25] 36(1)(g)[11] 37(1)(e)[23] 37(1)(g)[8] 43(1)[60] 44(1)[482] 45(1)(a)[1] 45(1)(c)[53] 46(1)(a)[67] 46(1)(b)[2]
	P	826	824	0	2	99.8	
CHANDLER L, A/ADMIN LAW OFFICER	N	328	323	0	5	98.5	43(1)[5]
AGENCY TOTAL		18,407	17,714	24	669	96.4	
FAR NORTH QLD ELECTRICITY BOARD							
HOLLEBONE A, FOI COORDINATOR	N	192	54	0	138	28.1	45(1)(c)[138]
AGENCY TOTAL		192	54	0	138	28.1	
NORTH QUEENSLAND ELECTRICITY BOARD							
MCINTYRE P, SECRETARIAL OFFICER	N	15	3	0	12	20.0	11A[12]
AGENCY TOTAL		15	3	0	12	20.0	
THE MACKAY ELECTRICITY BOARD							
COOPER J W, MANAGER FINANCE & ADMIN	N	32	0	6	26	18.8	37(1)(c)[6] 40(d)[26]
AGENCY TOTAL		32	0	6	26	18.8	
THE CAPRICORNIA ELECTRICITY BOARD							
WORTHINGTON P, MANAGER ADMIN SERVICES	N	5	3	0	2	60.0	22(a)[1] 46(1)(b)[1]
AGENCY TOTAL		5	3	0	2	60.0	

Local Authority Officer/Designation		Documents Considered	Access in FULL	Access in PART	Access REFUSED	% of documents held, RELEASED in FULL or PART	Provisions Invoked [No. of times]
SOUTH-EAST QUEENSLAND ELECTRICITY BOARD							
YOUNG J, COMPANY SECRETARY	N	254	42	0	212	16.5	11A[212]
AGENCY TOTAL		254	42	0	212	16.5	
PORTFOLIO TOTAL		18,905	17,816	30	1,059	94.4	
POLICE & EMERGENCY SERVICES							
MINISTER FOR POLICE							
O'GORMAN F, MINISTERIAL FOI OFFICER	N	9	9	0	0	100.0	
AGENCY TOTAL		9	9	0	0	100.0	
QUEENSLAND POLICE SERVICE							
DOYLE J B, SUPERINTENDENT	N	361	317	26	18	95.0	38(a)[10] 38(b)[10] 43(1)[8] 44(1)[26]
	P	75	75	0	0	100.0	
MCCALL R J, SENIOR SERGEANT	N	6,963	5,383	1,219	361	94.8	22(a)[87] 22(b)[18] 42(1)(a)[34] 42(1)(b)[17] 42(1)(c)[19] 42(1)(d)[133] 44(1)[1379] 48(1)[3]
	P	467	376	90	1	99.8	22(a)[67] 44(1)[25]
PRINGLE R G, ACTING SUPERINTENDENT	N	0	0	0	0	0.0	
TRAPPETT S, ACTING SUPERINTENDENT	N	977	860	83	34	96.5	22(b)[6] 42(1)(e)[2] 44(1)[109]
	P	6	6	0	0	100.0	
TRAPPETT S A, INSPECTOR	N	8,955	6,956	1,112	887	90.1	22(a)[495] 22(b)[181]

Local Authority Officer/Designation	Documents Considered	Access in FULL	Access in PART	Access REFUSED	% of documents held, RELEASED in FULL or PART	Provisions Invoked [No. of times]
						36(1)(e)[17] 40(c)[9] 41(1)[4] 42(1)(a)[258] 42(1)(c)[24] 42(1)(d)[130] 42(1)(e)[18] 42(1)(g)[29] 42(1)(h)[29] 42(1)(I) [29] 43(1)[4] 44(1)[1093] 46(1)(a)[19] 48(1)[64] 22(a)[35] 42(1)(c)[10] 44(1)[149]
P	796	611	124	61	92.3	
AGENCY TOTAL	18,600	14,584	2,654	1,362	92.7	
QUEENSLAND CORRECTIVE SERVICES COMM.						
CABANIUK P, FOI CO-ORDINATOR	N	101	26	11	64	36.6
P	31,517	28,819	1,355	1,343	95.7	21[3] 29(2)[4] 36(1)(c)[1] 41(1)[1] 42(1)(b)[57] 42(1)(e)[57] 44(1)[64] 11(1)(a)[3] 21[36] 22(a)[378] 22(b)[8] 28(2)[1] 40(a)[6] 40(b)[6] 40(c)[56] 41(1)[388] 42(1)(b)[230] 42(1)(c)[48] 42(1)(d)[1] 42(1)(e)[148] 42(1)(f)[1]

Local Authority Officer/Designation		Documents Considered	Access in FULL	Access in PART	Access REFUSED	% of documents held, RELEASED in FULL or PART	Provisions Invoked [No. of times]
							42(1)(g)[4] 42(1)(h)[59] 43(1)[9] 44(1)[1315] 44(3)[227] 45(1)(c)[1] 46(1)(a)[163] 46(1)(b)[180] 48(1)[1]
AGENCY TOTAL		31,618	28,845	1,366	1,407	95.6	
OFFICE OF RACING							
MCMULLEN M,	N	84	84	0	0	100.0	
FOI COORDINATOR							
AGENCY TOTAL		84	84	0	0	100.0	
PORTFOLIO TOTAL		50,311	43,522	4,020	2,769	94.5	
PREMIER, ECONOMIC & TRADE DEVELOPMENT							
PREMIER							
ANEMAAT P,	N	0	0	0	0	0.0	
PRINCIPAL PRIVATE SECRETARY							
DEPARTMENT OF THE PREMIER							
DOBLO L,	N	4,188	2,453	811	924	77.9	36(1)(a)[96] 36(1)(b)[30] 36(1)(c)[56] 36(1)(d)[80] 36(1)(e)[344] 36(1)(f)[171] 36(1)(g)[19] 37(1)(a)[11] 37(1)(c)[7] 37(1)(d)[11] 37(1)(e)[10] 41(1)[2] 43(1)[223] 44(1)[410] 45(1)(c)[615]
CO-ORDINATOR							
	P	3	3	0	0	100.0	

Local Authority Officer/Designation		Documents Considered	Access in FULL	Access in PART	Access REFUSED	% of documents held, RELEASED in FULL or PART	Provisions Invoked [No. of times]
JUDY LLOYD, A/FOI COORDINATOR	N	989	647	286	56	94.3	36(1)(a)[9] 36(1)(c)[12] 36(1)(d)[9] 36(1)(e)[43] 36(1)(f)[24] 37(1)(e)[4] 37(1)(g)[3] 44(1)[173] 45(1)(c)[136]
LLOYD J, COORDINATOR FOI & JR (ACTING)	N	974	549	5	420	56.9	36(1)(a)[203] 36(1)(d)[203] 36(1)(e)[370] 36(1)(f)[165] 36(1)(g)[1] 37(1)(d)[3] 37(1)(e)[3] 41(1)[47] 44(1)[5] 45(1)(c)[47]
	P	0	0	0	0	0.0	
O'BRYAN T, ACTING CO-ORDINATOR FOI & JR	N	793	580	213	0	100.0	44(1)[103] 45(1)(c)[116]
AGENCY TOTAL		6,947	4,232	1,315	1,400	79.8	
PARLIAMENTARY COMMISSIONER FOR ADMIN INV							
CANTWELL P, ADMIN REVIEW OFFICER	N	18	1	17	0	100.0	39(a)[17] 41(1)[17]
	P	75	0	75	0	100.0	39(a)[75] 41(1)[75]
SCOTT N, SNR ADMIN REVIEW OFFICER	N	12	4	5	3	75.0	39(a)[2] 41(1)[2] 44(1)[4]
THATCHER K, A/SNR ADMIN REVIEW OFFICER	N	36	12	20	4	88.9	39(a)[22] 41(1)[20] 42(1)(b)[2]
	P	7	2	0	5	28.6	39(a)[5] 41(1)[2]

Local Authority Officer/Designation		Documents Considered	Access in FULL	Access in PART	Access REFUSED	% of documents held, RELEASED in FULL or PART	Provisions Invoked [No. of times]
AGENCY TOTAL		148	19	117	12	91.9	44(1)[1]
PUBLIC SECTOR MANAGEMENT COMMISSION							
KEOGH A, PRINCIPAL PROJECT OFFICER	N	135	130	4	1	99.3	44(1)[4] 46(1)(a)[1]
AGENCY TOTAL		135	130	4	1	99.3	
OFFICE OF THE PUBLIC SERVICE							
KEOGH A, N	N	989	381	40	568	42.6	37(1)(a) [3] 43(1)[8] 44(1)[531] 46(1)(b)[32]
AGENCY TOTAL		989	381	40	568	42.6	
QUEENSLAND AUDIT OFFICE							
MANERA V P, DEPUTY AUDITOR GENERAL	N	5,834	5,834	0	0	100.0	
AGENCY TOTAL		5,834	5,834	0	0	100.0	
SOUTH BANK CORPORATION							
BAMFORD N, CORPORATE SERVICES MANAGER	N	33	33	0	0	100.0	
AGENCY TOTAL		33	33	0	0	100.0	
PORTFOLIO TOTAL		14,086	10,629	1,476	1,981	85.9	
EMERGENCY SERVICES, RURAL COMM & CON. AF DEPARTMENT OF QUEENSLAND EMERGENCY SERV.							
BARKER S, MANAGER FOI	N	8,024	2,706	284	5,034	37.3	36(1)(c)[2] 36(1)(g)[137] 40(c)[51] 43(1)[255] 44(1)[379] 45(1)(c)[121]
	P	27	27	0	0	100.0	
HIGGINS L,	N	637	518	87	32	95.0	40(d)[14]

Local Authority Officer/Designation		Documents Considered	Access in FULL	Access in PART	Access REFUSED	% of documents held, RELEASED in FULL or PART	Provisions Invoked [No. of times]
A/MANAGER FOI							43(1)[18] 44(1)[87]
AGENCY TOTAL		8,688	3,251	371	5,066	41.7	
OFFICE OF CONSUMER AFFAIRS							
BARKER S, MANAGER FOI	N	178	174	0	4	97.8	36(1)(a)[2] 36(1)(d)[1] 36(1)(g)[1] 44(1)[1]
AGENCY TOTAL		178	174	0	4	97.8	
QUEENSLAND AMBULANCE SERVICE							
BARKER S, MANAGER FOI	N	1,704	1,637	55	12	99.3	40(c)[8] 44(1)[46]
	P	921	863	27	31	96.6	43(1)[32] 44(1)[27]
HIGGINS L, A/MANAGER FOI	N	146	140	6	0	100.0	44(1)[6]
	P	241	237	4	0	100.0	44(1)[4]
AGENCY TOTAL		3,012	2,877	92	43	98.6	
QUEENSLAND FIRE SERVICE							
BARKER S, MANAGER FOI	N	64	51	7	6	90.6	43(1)[8] 44(1)[5]
	P	196	175	21	0	100.0	44(1)[21]
HIGGINS L, A/MANAGER	N	75	69	6	0	100.0	44(1)[6]
	P	134	133	1	0	100.0	44(1)[1]
AGENCY TOTAL		469	428	35	6	98.7	
OFFICE OF SPORT AND RECREATION							
HIGGINS L, A/MANAGER FOI	N	29	29	0	0	100.0	
AGENCY TOTAL		29	29	0	0	100.0	
PORTFOLIO TOTAL		12,376	6,759	498	5,119	58.6	

Local Authority Officer/Designation	Documents Considered	Access in FULL	Access in PART	Access REFUSED	% of documents held, RELEASED in FULL or PART	Provisions Invoked [No. of times]	
TOURISM, SPORT & RACING							
DEPARTMENT OF TOURISM, SPORT & RACING							
JONES M, ADMIN LAW OFFICER	N	3,535	3,426	59	50	98.6	36(1)(c)[10] 36(1)(d)[7] 42(1)(b)[2] 42(1)(e)[2] 43(1)[8] 44(1)[54] 45(1)(c)[29] 46(1)(a)[2] 46(1)(b)[1]
JONES M L, FOI CO-ORDINATOR	N	5,185	4,786	214	185	96.4	36(1)(c)[10] 36(1)(d)[7] 42(1)(b)[1] 42(1)(e)[68] 43(1)[8] 44(1)[206] 45(1)(b)[66] 45(1)(c)[29]
MOAR P, A/ADMIN LAW OFFICER	N	3,969	2,975	226	768	80.7	36(1)(b)[213] 36(1)(g)[12] 40(c)[3] 42(1)(e)[2] 43(1)[57] 44(1)[172] 45(1)(b)[8] 45(1)(c)[191] 45(3)[234] 46(1)(a)[236]
	P	171	171	0	0	100.0	
WARD M, A/ADMIN. LAW OFFICER	N	2,991	2,550	137	304	89.8	22(a)[4] 36(1)(a)[24] 36(1)(d)[24] 36(1)(f)[56] 36(1)(g)[26] 41(1)[3] 43(1)[16] 44(1)[28] 45(1)(a)[7] 45(1)(c)[75]

Local Authority Officer/Designation		Documents Considered	Access in FULL	Access in PART	Access REFUSED	% of documents held, RELEASED in FULL or PART	Provisions Invoked [No. of times]
AGENCY TOTAL		15,851	13,908	636	1,307	91.8	
QUEENSLAND TOURIST & TRAVEL CORPORATION							
BROWN G, FINANCE MANAGER	P	1	1	0	0	100.0	
AGENCY TOTAL		1	1	0	0	100.0	
PORTFOLIO TOTAL		15,852	13,909	636	1,307	91.8	
TRANSPORT MINISTER FOR TRANSPORT							
HEALEY G J, MANAGER(ADMIN LAW)	N	10	10	0	0	100.0	
AGENCY TOTAL		10	10	0	0	100.0	
DEPARTMENT OF TRANSPORT							
CALOMIRIS B J, A/ADMIN LAW CO-O	N	115	48	0	67	41.7	36(1)(g)[67]
CLARKE L E E, A/ADMIN LAW CO-OR	N P	87 69	87 64	0 3	0 2	100.0 97.1	43(1)[2] 44(1)[1] 46(1)(a)[2]
HALL D J, ADMIN LAW CO-ORD.	N	4,334	3,525	150	659	84.8	11(1)(a)[4] 22(a)[1] 28(3)[1] 36(1)(e)[1] 36(1)(g)[15] 42(1)(a)[446] 43(1)[193] 44(1)[164] 46(1)(b)[1] 43(1)[5] 44(1)[47] 46(1)(a)[16]
	P	432	378	47	7	98.4	
HEALEY G J, MANAGER(ADMINISTRATIVE LAW)	N	33,599	5,338	127	28,134	16.3	21[1] 28(2)[28000] 29(2)[100] 36(1)(c)[6]

Local Authority Officer/Designation	Documents Considered	Access in FULL	Access in PART	Access REFUSED	% of documents held, RELEASED in FULL or PART	Provisions Invoked [No. of times]
						36(1)(f)[1] 42(1)(b)[4] 43(1)[30] 44(1)[52] 45(1)(b)[64] 22(a)[3900] 44(1)[11] 44(3)[30] 46(1)(a)[73]
	P	5,232	1,217	16	3,999 23.6	
MCCUSKER J, A/ADMIN LAW CO-ORD	N	34	26	8	0 100.0	44(1)[3]
AGENCY TOTAL		43,902	10,683	351	32,868 25.1	
DEPARTMENT OF MAIN ROADS						
CALOMIRIS B J, A/ADMIN LAW CO-O	N	93	93	0	0 100.0	
CLARKE L E E, A/ADMIN LAW CO-OR	N	107	102	4	1 99.1	43(1)[1] 44(1)[2] 45(1)(c)[2]
HALL D J, ADMIN LAW CO-ORD.	N	32,612	19,987	238	12,387 62.0	36(1)(f)[111] 36(1)(g)[109] 37(1)(e)[3] 37(1)(g)[6] 43(1)[124] 44(1)[272]
	P	405	373	0	32 92.1	43(1)[7] 46(1)(a)[25] 46(1)(b)[25]
HEALEY G J, MANAGER(ADMINISTRATIVE LAW)	N	12,555	12,330	11	214 98.3	21[2] 36(1)(c)[25] 43(1)[70] 44(1)[3] 45(1)(b)[115] 45(1)(c)[8]
	P	0	0	0	0 0.0	
MCCUSKER J, A/ADMIN LAW CO-ORD	N	0	0	0	0 0.0	

Local Authority Officer/Designation		Documents Considered	Access in FULL	Access in PART	Access REFUSED	% of documents held, RELEASED in FULL or PART	Provisions Invoked [No. of times]
AGENCY TOTAL		45,772	32,885	253	12,634	72.4	
CAIRNS PORT AUTHORITY							
MANN J,	P	55	50	0	5	90.9	45(1)(b)[5]
HUMAN RESOURCES SUPERVISOR							45(1)(c)[5]
MCINTOSH R,	P	2	2	0	0	100.0	
MANAGER, PROPERTY & CORP SER							
AGENCY TOTAL		57	52	0	5	91.2	
PORTS CORPORATION							
BLEWONSKI P,	N	21	21	0	0	100.0	
MANAGER CORPORATE STRATEGY							
AGENCY TOTAL		21	21	0	0	100.0	
QUEENSLAND RAIL							
CARDEN P,	N	4,555	4,070	450	35	99.2	40(a)[1]
FOI COORDINATOR							43(1)[25]
							44(1)[339]
	P	5,461	5,135	159	167	96.9	40(a)[48]
							42(1)(b)[50]
							42(1)(e)[50]
							43(1)[78]
							44(1)[28]
							46(1)(a)[50]
							46(1)(b)[50]
SADLER, K,	N	1,593	924	36	633	60.3	43(1)[1]
FOI CO-ORDINATOR							44(1)[67]
							46(1)(a)[33]
							46(1)(b)[29]
	P	3,184	2,983	18	183	94.3	42(1)(a)[5]
							43(1)[17]
							44(1)[22]
							45(1)(b)[3]
							46(1)(a)[77]
							46(1)(b)[27]
AGENCY TOTAL		14,793	13,112	663	1,018	93.1	
PORTFOLIO TOTAL		104,555	56,763	1,267	46,525	55.5	

Local Authority Officer/Designation		Documents Considered	Access in FULL	Access in PART	Access REFUSED	% of documents held, RELEASED in FULL or PART	Provisions Invoked [No. of times]
TREASURY							
DEPARTMENT OF THE TREASURY							
CLARKE L, ACTING FOI OFFICER	N	322	88	15	219	32.0	22(a)[3] 36(1)(a)[11] 36(1)(c)[9] 36(1)(d)[1] 36(1)(e)[18] 36(1)(f)[7] 36(1)(g)[1] 41(1)[13] 42(1)(b)[1] 43(1)[48]
							44(1)[3] 45(1)(b)[39] 45(1)(c)[88] 46(1)(a)[1] 46(1)(b)[2] 49[91] 44(1)[103]
	P	115	107	6	2	98.3	
DALY M,	N	329	329	0	0	100.0	
	P	768	703	46	19	97.5	43(1)[65]
GILES V, OSR POLICY OFFICER	N	10	8	1	1	90.0	44(1)[1]
HARVEY D, OSR POLICY OFFICER	N	227	221	1	5	97.8	22(c)[1] 42(1)(a)[1] 42(1)(b)[3] 45(1)(c)[1]
SIDDLE P, OSR POLICY OFFICER	P	5	2	1	2	60.0	40(a)[3] 42(1)(e)[3]
SMITH F, FOI CO-ORDINATOR	N	89	65	18	6	93.3	27(3)[1] 36(1)(a)[3] 36(1)(c)[1] 36(1)(d)[1] 42(1)(b)[8] 44(1)[6] 45(1)(c)[4] 42(1)(b)[1] 43(1)[12]
	P	80	65	6	9	88.8	

Local Authority Officer/Designation	Documents Considered	Access in FULL	Access in PART	Access REFUSED	% of documents held, RELEASED in FULL or PART	Provisions Invoked [No. of times]
						44(1)[1] 45(1)(b)[1]
AGENCY TOTAL	1,945	1,588	94	263	86.5	
BRD TRUSTEES GOVT OFFICERS' SUPER TRUST						
CLARKE L, ACTING FOI OFFICER	P 1	1	0	0	100.0	
AGENCY TOTAL	1	1	0	0	100.0	
BRD TRUSTEES STATE PUB SECTOR SUPER FUND						
CLARKE L, ACTING FOI OFFICER	P 686	686	0	0	100.0	
CRANITCH M, DECISION MAKER	P 111	111	0	0	100.0	
SMITH F, FOI OFFICER	P 387	386	0	1	99.7	44(3)[1]
AGENCY TOTAL	1,184	1,183	0	1	99.9	
QLD RURAL ADJUSTMENT AUTHORITY						
HOLDEN C, MANAGER QRAA	P 2,388	2,338	4	46	98.1	43(1)[48] 46(1)(b)[2]
AGENCY TOTAL	2,388	2,338	4	46	98.1	
QLD PERFORMING ARTS TRUST						
BURROWS J, ACTING DEPUTY DIRECTOR QPAT	P 5	5	0	0	100.0	
AGENCY TOTAL	5	5	0	0	100.0	
PORTFOLIO TOTAL	5,523	5,115	98	310	94.4	
GRAND TOTAL	852,656	666,474	45,829	140,353	83.5	

5.5 ACTION TAKEN ON DOCUMENTS (LOCAL GOVERNMENT)

Local Authority Officer/Designation	Documents Considered	Access in FULL	Access in PART	Access REFUSED	% of documents held, RELEASED in FULL or PART	Provisions Invoked [No. of times]
ATHERTON SHIRE ROSENBERG, CEO	N	9	0	2	7	22.2 45(1)(b)[2] 45(1)(c)[7]
BANANA SHIRE HOOPER J, CEO	N	0	0	0	0	0.0
BEAUDESERT SHIRE PLANT S, ADMIN OFFICER - RESEARCH	N	769	510	146	113	85.3 22(b)[20] 43(1)[50] 44(1)[97] 46(1)(b)[3]
	P	1	1	0	0	100.0
BOORINGA SHIRE BURKE D, BOORINGA FOI	N	3	3	0	0	100.0
BRISBANE CITY MCGREGOR W, ACTING FOI OFFICER	N	4,319	1,797	0	2,522	41.6 41(1)[42] 43(1)[836] 45(1)(a)[1643] 45(1)(b)[1643] 45(1)(c)[1643] 46(1)(a)[1001]
WESENER P R, FOI OFFICER	N	88,529	80,603	163	7,763	91.2 41(1)[3675] 42(1)(b)[163] 42(1)(e)[49] 43(1)[2874] 44(1)[367] 45(1)(a)[434] 45(1)(b)[3067] 45(1)(c)[3017] 46(1)(a)[345] 46(1)(b)[180]
	P	1,721	1,629	63	29	98.3 42(1)(b)[62] 43(1)[28] 44(1)[62] 46(1)(a)[2] 46(1)(b)[41]

Local Authority Officer/Designation		Documents Considered	Access in FULL	Access in PART	Access REFUSED	% of documents held, RELEASED in FULL or PART	Provisions Invoked [No. of times]
BUNDABERG CITY							
CLERKE M J, MGR CORPORATE SERVICES	N	150	0	0	150	0.0	27(4)[150]
BURKE SHIRE							
STURGESS J, A/CEO BURKE COUNCIL	N	7	7	0	0	100.0	
CABOOLTURE SHIRE							
HALPIN W, FOIC	N	1,700	1,700	0	0	100.0	
CALLIOPE SHIRE							
HANKINSON MRS, ADMIN OFFICER	N	2,140	1,691	72	377	82.4	43(1)[377]
	P	146	146	0	0	100.0	
CALOUNDRA CITY							
WOODLEY R, FOI COORDINATOR	N	554	360	179	15	97.3	42(1)(b)[24] 43(1)[97]
	P	4	4	0	0	100.0	
CAMBOOYA SHIRE							
EDE B W, CEO	N	35	35	0	0	100.0	
CARDWELL SHIRE							
ADCOCK I D, FOI CO-ORDINATOR	N	24	24	0	0	100.0	
KING G, SHIRE CLERK							
	N	3	3	0	0	100.0	
	P	7	6	1	0	100.0	
MALLYON M A, ACTING FOI COORDINATOR							
	N	61	61	0	0	100.0	
CLONCURRY SHIRE							
TODD L S, CEO CLONCURRY	N	63	63	0	0	100.0	
COOK SHIRE							
LOOSER H J, FOI COORDINATOR	N	77	77	0	0	100.0	
	P	11	11	0	0	100.0	
COOLOOLA SHIRE COUNCIL							
MANSON C,	N	1,053	993	0	60	94.3	

Local Authority Officer/Designation	Documents Considered	Access in FULL	Access in PART	Access REFUSED	% of documents held, RELEASED in FULL or PART	Provisions Invoked [No. of times]
CROWS NEST SHIRE						
YOUNG A, CROWS NEST DIRECTOR CORP SER	N	5	5	0	0	100.0
DALBY TOWN						
TUPPACK I, EXECUTIVE ASSISTANT	N	377	364	13	0	100.0 45(1)(b)[11]
DOUGLAS SHIRE						
CREES D, FOI COORDINATOR	N	1,094	901	2	191	82.5 44(1)[2] 45(1)(b)[189] 46(1)(b)[21]
CREES D V,	N	9	0	8	1	88.9 45(1)(b)[1]
EACHAM SHIRE						
CHURCH I, FOI DECISION MAKER	N	2	2	0	0	100.0
EMERALD SHIRE						
HALL J, DEPUTY CEO	N	108	108	0	0	100.0
ESK SHIRE						
GRANZIEN T, RECORDS OFFICER	N P	1,866 640	1,742 619	124 18	0 3	100.0 99.5 44(1)[18]
FITZROY SHIRE						
HARMAN L, FOI COORDINATOR	N	55	55	0	0	100.0
GATTON SHIRE						
FILMER E, MANAGER CORP. (SCES)	N P	280 14	173 14	0 0	107 0	61.8 100.0
GLADSTONE CITY						
WORMALD K, TOWN CLERK	N	453	431	22	0	100.0
GOLD COAST CITY						
WEBBER B, FOI OFFICER	N P	839 3	791 3	0 0	48 0	94.3 100.0

Local Authority Officer/Designation		Documents Considered	Access in FULL	Access in PART	Access REFUSED	% of documents held, RELEASED in FULL or PART	Provisions Invoked [No. of times]
GOONDIWINDI TOWN							
MCCONNELL L N, DEPUTY CEO	P	4	4	0	0	100.0	
HERVEY BAY CITY							
CAMPBELL J, PROPERTY OFFICER	N	13	12	1	0	100.0	44(1)[1]
	P	103	88	15	0	100.0	42(1)(b)[15]
SMITH G, FOI OFFICER	N	58	58	0	0	100.0	
	P	271	241	1	2	89.3	42(1)(b)[30]
IPSWICH CITY							
HARSANT C, ACTING RECORDS MANAGER	N	17	17	0	0	100.0	
SIMPSON C, RECORDS MANAGER	N	3,559	3,182	149	228	93.6	22(a)[10] 22(b)[10] 41(1)[44] 42(1)(b)[132] 43(1)[110] 44(1)[56] 45(1)(b)[4] 45(1)(c)[15]
JOHNSTONE SHIRE							
COLLETON M H, FOI COORDINATOR	N	7	6	0	1	85.7	44(1)[1] 57[5]
	P	1	1	0	0	100.0	
KILCOY SHIRE							
GAEDTKE C, ADMINISTRATION OFFICER	N	25	20	0	5	80.0	
	P	30	15	0	15	50.0	45(1)(b)[15]
LIVINGSTONE SHIRE							
BROWN A J, CEO	N	14	14	0	0	100.0	
WINDRESS M G, DIRECTOR, TECHNICAL SERVICES	N	49	49	0	0	100.0	

Local Authority Officer/Designation		Documents Considered	Access in FULL	Access in PART	Access REFUSED	% of documents held, RELEASED in FULL or PART	Provisions Invoked [No. of times]
LOGAN CITY							
ROWEN T W,	N	4,247	3,662	97	488	88.5	
FOI COORDINATOR	P	349	341	0	8	97.7	
MACKAY CITY							
BAIN R,	N	1,017	982	10	25	97.5	41(1)[25]
DIRECTOR,							42(1)(b)[1]
CORPORATE SERVICES							45(1)(c)[9]
	P	137	90	47	0	100.0	42(1)(b)[15]
							42(1)(e)[14]
							44(1)[32]
MAREEBA SHIRE							
MCDOWALL C, CEO	N	4,357	4,357	0	0	100.0	
MCDOWALL C C, CEO	N	8,000	8,000	0	0	100.0	
MAROOCHY SHIRE							
BROCKWELL P,	N	21	21	0	0	100.0	
DECISION MAKER							
EHSMAN G,	N	244	244	0	0	100.0	
DECISION MAKER	P	71	70	1	0	100.0	
PHILLIPS G,	N	1,293	1,293	0	0	100.0	
DECISION MAKER	P	213	212	1	0	100.0	42(1)(e)[1]
MARYBOROUGH CITY							
FAULKNER R A,	N	211	110	84	17	91.9	42(1)(b)[82]
DIRECTOR							44(1)[91]
CORPORATE SERVICES							45(1)(b)[1]
MT. MORGAN SHIRE							
ROWE M,	N	234	0	1	233	0.4	22(a)[200]
AUTHORISED DECISION MAKER							22(b)[33]
NOOSA SHIRE							
CHAPMAN R,	N	791	740	13	38	95.2	43(1)[6]
DECISION MAKER							44(1)[9]
							49[1]

Local Authority Officer/Designation		Documents Considered	Access in FULL	Access in PART	Access REFUSED	% of documents held, RELEASED in FULL or PART	Provisions Invoked [No. of times]
PINE RIVERS SHIRE							
GARSKE R, DECISION MAKER	N	444	391	53	0	100.0	42(1)(a)[53]
REDLAND SHIRE							
CALLOW B, FOI DECISION MAKER	N	5,006	4,433	31	542	89.2	
	P	369	318	26	25	93.2	
JONES K, DIRECTOR CORPORATE SERVICES	N	648	318	1	329	49.2	
	P	532	427	6	99	81.4	
RAPINETTE R, FOI DECISION MAKER	N	22	10	12	0	100.0	
	P	5	0	4	1	80.0	
ROMA TOWN							
WALDRON D, FOI COORDINATOR	N	2	0	2	0	100.0	
ROSALIE SHIRE							
HURST T J, FOI CO-ORDINATOR	N	0	0	0	0	0.0	
THURINGOWA CITY							
HASANDEDIC K, RPO	N	732	586	0	146	80.1	42(1)(a)[58] 43(1)[45] 44(1)[7] 45(1)(b)[5] 45(1)(c)[31]
	P	51	3	43	5	90.2	42(1)(b)[48] 44(1)[48]
TOOWOOMBA CITY							
HOWE R G, MANAGER ADMINISTRATION	N	1,742	1,621	11	110	93.7	43(1)[104] 44(1)[10] 45(1)(b)[3] 45(1)(c)[7]
	P	42	42	0	0	100.0	
TOWNSVILLE CITY							
STERRATORE P, A/RISK MANAGER	N	25	25	0	0	100.0	

Local Authority Officer/Designation	Documents Considered	Access in FULL	Access in PART	Access REFUSED	% of documents held, RELEASED in FULL or PART	Provisions Invoked [No. of times]
--	-------------------------	-------------------	-------------------	-------------------	---	---

WAGGAMBA SHIRE

ELSLEY J, FOI CO-ORDINATOR	N	3,000	3,000	0	0	100.0
-------------------------------	---	-------	-------	---	---	-------

WAMBO SHIRE

BERTING P A, MGR ADMIN/FINANCE	N	96	96	0	0	100.0
-----------------------------------	---	----	----	---	---	-------

GRAND TOTAL		145,183	130,031	1,422	13,730	90.5
--------------------	--	----------------	----------------	--------------	---------------	-------------

5.6 INTERNAL REVIEW DECISIONS (STATE GOVERNMENT)

Portfolio/Agency

Application Number	Decision Officer	Review Officer	DECISION	ACT Provision
EMPLOYMENT, TRAINING & IND RELATION				
DEPARTMENT OF E.T.I.R.				
97-98/22/002	CUMBERLAND G	CAMM R	DECISION UPHeld ON REVIEW	44(1)
REFUSED ACCESS				46(1)(a)
WORKER'S COMPENSATION BOARD				
0184/97	MULLINS P	McLACHLAN V	DECISION VARIED ON REVIEW	
REFUSED ACCESS				
0162/97	McLACHLAN V	RANDOLPH	DECISION UPHeld ON REVIEW	22(a)
REFUSED ACCESS				
0323/97	McLACHLAN V	RANDOLPH	DECISION UPHeld ON REVIEW	44(1)
REFUSED ACCESS				
TOTAL	4			
PRIMARY INDUSTRIES				
DEPARTMENT OF PRIMARY INDUSTRIES				
97/02	LAVERY K	DULLEY J	DEEMED CONFIRMED	
REFUSED ACCESS		MANAGER ADMIN		
97/12	LAVERY K	DULLEY J	DEEMED CONFIRMED	
REFUSED ACCESS		MANAGER ADMIN		
97/40	LAVERY K	DULLEY J	DECISION VARIED ON REVIEW	
REFUSED ACCESS		MANAGER ADMIN		
97/31	SIMPSON C	DULLEY J	DECISION VARIED ON REVIEW	37(1)(g)
REFUSED ACCESS		MANAGER ADMIN		43(1)
97/41	SIMPSON C	DULLEY J	DEEMED CONFIRMED	45(1)(b)
REFUSED ACCESS		MANAGER ADMIN		
TOTAL	5			
EDUCATION				
DEPARTMENT OF EDUCATION				
1075	COLLINGWOOD K	PARSONS P	DECISION VARIED ON REVIEW	44(1)
REFUSED ACCESS		MANAGER		
1005	KEAST L	PARSONS P	DECISION UPHeld ON REVIEW	
THIRD PARTY		MANAGER		
1010	KEAST L	PARSONS P	DECISION VARIED ON REVIEW	44(1)
REFUSED ACCESS		MANAGER		
1011	KEAST L	PARSONS P	DECISION VARIED ON REVIEW	44(1)
REFUSED ACCESS		MANAGER		
1014	KEAST L	PARSONS P	DECISION UPHeld ON REVIEW	
THIRD PARTY		MANAGER		
1021	KEAST L	PARSONS P	DEEMED CONFIRMED	
REFUSED ACCESS		MANAGER		
1022	KEAST L	PARSONS P	DECISION VARIED ON REVIEW	
REFUSED ACCESS		MANAGER		
1031	KEAST L	PARSONS P	DECISION VARIED ON REVIEW	44(1)
REFUSED ACCESS		MANAGER		
1037	KEAST L	PARSONS P	DECISION VARIED ON REVIEW	
THIRD PARTY		MANAGER		
1048	KEAST L	PARSONS P	DECISION VARIED ON REVIEW	44(1)
REFUSED ACCESS		MANAGER		
1049	KEAST L	PARSONS P	DECISION VARIED ON REVIEW	45(1)(a)
THIRD PARTY		MANAGER		

Portfolio/Agency

Application Number	Decision Officer	Review Officer	DECISION	ACT Provision
1055 REFUSED ACCESS	KEAST L	PARSONS P MANAGER	DECISION VARIED ON REVIEW	44(1)
1065	KEAST L	PARSONS P	DEEMED CONFIRMED CHARGES	29(2)
1065 CHARGES	KEAST L	PARSONS P MANAGER	DECISION UPHELD ON REVIEW	29(2)
1067 REFUSED ACCESS	KEAST L	PARSONS P MANAGER	DECISION VARIED ON REVIEW	44(1)
1070 REFUSED ACCESS	KEAST L	PARSONS P MANAGER	DECISION VARIED ON REVIEW	22(b) 22(c) 37(1)(a) 37(1)(d) 37(1)(g)
1082 REFUSED ACCESS	KEAST L	PARSONS P MANAGER	DECISION VARIED ON REVIEW	
1087 REFUSED ACCESS	KEAST L	PARSONS P MANAGER	DECISION VARIED ON REVIEW	44(1)
1090 REFUSED ACCESS	KEAST L	PARSONS P MANAGER	DECISION UPHELD ON REVIEW	44(1)
1092 REFUSED ACCESS	KEAST L	PARSONS P MANAGER	DECISION UPHELD ON REVIEW	
1106 REFUSED ACCESS	KEAST L	PARSONS P MANAGER	DECISION VARIED ON REVIEW	44(1) 45(1)(a) 45(1)(c)
1127 REFUSED ACCESS	KEAST L	PARSONS P MANAGER	DECISION UPHELD ON REVIEW	
1138 REFUSED ACCESS	KEAST L	PARSONS P MANAGER	DECISION VARIED ON REVIEW	
1139 REFUSED ACCESS	KEAST L	PARSONS P MANAGER	DECISION VARIED ON REVIEW	41(1) 44(1)
1152 REFUSED ACCESS	KEAST L	PARSONS P MANAGER	DECISION UPHELD ON REVIEW	
1156 THIRD PARTY	KEAST L	PARSONS P MANAGER	DECISION UPHELD ON REVIEW	
1161 REFUSED ACCESS	KEAST L	PARSONS P MANAGER	DECISION VARIED ON REVIEW	45(1)(a) 45(1)(b) 45(1)(a) 45(1)(b) 45(1)(a) 45(1)(b) 45(1)(a) 45(1)(b)
1161 THIRD PARTY	KEAST L	PARSONS P MANAGER	DECISION VARIED ON REVIEW	
1171 REFUSED AMENDMENT	KEAST, LONE	PARSONS P MANAGER	DECISION UPHELD ON REVIEW	
976 THIRD PARTY	PEGG R	PARSONS P MANAGER	DECISION UPHELD ON REVIEW	
1045 THIRD PARTY	PRINCIPAL OFFICER	PARSONS P MANAGER	DECISION UPHELD ON REVIEW	
UNIVERSITY OF QUEENSLAND 1997/10 REFUSED ACCESS	WANKIEWICZ T	PORTER D SECRETARY & REG	DECISION VARIED ON REVIEW	44(1)
QUEENSLAND UNIVERSITY OF TECHNOLOGY 97-10 REFUSED ACCESS	BRASCH, JACOBA	BAUMBER, K E REGISTRAR	DECISION UPHELD ON REVIEW	

Portfolio/Agency

Application Number	Decision Officer	Review Officer	DECISION	ACT	Provision
97-13 THIRD PARTY TOTAL	BRASCH, JACOBA 34	BAUMBER, K E REGISTRAR	DECISION UPHOLD ON REVIEW		44(1)
ECONOMIC DEVELOPMENT AND TRADE					
DEPT OF ECONOMIC DEVELOPMENT & TRADE					
Z26 REFUSED ACCESS	ATKINSON J	PRINCIPAL OFFICER CEO	ALTERATION REFUSED		57
Z27 REFUSED ACCESS	ATKINSON J	PRINCIPAL OFFICER CEO	ALTERATION REFUSED		57
Z13 REFUSED ACCESS	ATKINSON J	WESTLEY J DIR CORP SERV	DECISION VARIED ON REVIEW		36(1)(c) 37(1)(c) 37(1)(g) 43(1) 44(1) 45(1)(c)
Z20	ATKINSON J	WESTLEY J DIR CORP SERV	DECISION VARIED ON REVIEW REFUSED ACCESS		36(1)(c) 41(1) 43(1) 44(1) 45(1)(c) 46(1)(b)
TOTAL	4				
ENVIRONMENT & HERITAGE					
DEPT. OF ENVIRONMENT & HERITAGE					
970304 REFUSED ACCESS	JACKSON K	WELLARD G A/EXEC DIR CONSERV	GRANTED IN PART		
970345 CHARGES	MORSE R	BOYLAND D EXEC DIR CONSERV	GRANTED IN FULL		
970356 ACCESS	MORSE R	GILMOUR J EXEC DIR ENV.	GRANTED IN PART		45(1)(c) REFUSED
970357 ACCESS	MORSE R	MORSE R A/EXEC OFFICER	DECISION VARIED ON REVIEW		11(1)(a) REFUSED 43(1)
970319 REFUSED ACCESS	MORSE R	WELLARD G A/EXEC DIR CONSERV	GRANTED IN FULL		21
970366 REFUSED ACCESS	SANDERSON M	ARNOTT R DIR CORP SERVICES	GRANTED IN PART		40(c) 44(1) 46(1)(b)
970332 REFUSED ACCESS	SANDERSON M	GILMOUR J EXECUTIVE DIRECTOR ENVIRONMENT	DEEMED CONFIRMED		
TOTAL	7				
FAMILY SERV., ABORIGINAL & ISL. AFFAIRS					
DEPARTMENT OF FAMILY SERVICES					
000000002245 REFUSED ACCESS	DONOVAN H	HORTON S MANAGER FOI	DECISION VARIED ON REVIEW		44(1) 46(1)(b)
000000000045 REFUSED ACCESS		HEALEY M ACTING PRINCIPAL LEGAL OFFICER	DECISION VARIED ON REVIEW		42(1)(b) 44(1)
0000000000612 ACCESS		HORTON S MANAGER FOI	DECISION VARIED ON REVIEW		42(1)(b) REFUSED 44(1)
000000002432 REFUSED ACCESS	HORTON S		DECISION UPHOLD ON REVIEW		
000000002563 REFUSED ACCESS	HORTON S	FINN C DIRECTOR INFORMATION AND COMPU	DECISION UPHOLD ON REVIEW		

Portfolio/Agency

Application Number	Decision Officer	Review Officer	DECISION	ACT	Provision
000000002622	HORTON S	FINN C	DECISION UPHELD ON REVIEW		44(1)
REFUSED ACCESS		DIRECTOR INFORMATION AND COMPU			
000000002267	HORTON S	HEALEY M	WITHDRAWN/DEEMED WITHDRAWN		
THIRD PARTY		ACTING PRINCIPAL LEGAL OFFICER			
000000002240	JEPPESEN V	HORTON S	DECISION UPHELD ON REVIEW		44(1)
REFUSED ACCESS		MANAGER FOI			
000000002475	JEPPESEN V	HORTON S	DECISION UPHELD ON REVIEW		44(1)
REFUSED ACCESS		MANAGER FOI			
000000002648	JEPPESEN V	HORTON S	DECISION UPHELD ON REVIEW		36(1)(g)
REFUSED ACCESS		MANAGER FOI			
000000002849	JEPPESEN V	HORTON S	DECISION VARIED ON REVIEW		44(1)
REFUSED ACCESS		MANAGER FOI			
TOTAL	11				
HEALTH					
DEPARTMENT OF HEALTH					
98/0705	GARVEY S	GARVEY S	WITHDRAWN/DEEMED WITHDRAWN		
REFUSED ACCESS		PRINCIPAL POLICY OFFICER ALPLS			
97/589	GARVEY S	PITT R	DECISION UPHELD ON REVIEW		41(1)
REFUSED ACCESS		DEPUTY DIRECTOR GENERAL (P&S)			43(1)
					44(1)
97/618	GARVEY S	TAYLOR G	DECISION VARIED ON REVIEW		38(b)
REFUSED ACCESS		A/EXEC DIR CORPORATE SERVICES			42(1)(b)
					44(1)
97/0664	GARVEY S	YOUNGMAN J	DECISION UPHELD ON REVIEW		21
REFUSED ACCESS		DEPUTY DIRECTOR-GENERAL (HS)			
97/0678	GARVEY S	YOUNGMAN J	DECISION UPHELD ON REVIEW		43(1)
REFUSED ACCESS		DEPUTY DIRECTOR GENERAL (HS)			45(1)(c)
					46(1)(b)
97/0681	GARVEY S	YOUNGMAN J	DECISION UPHELD ON REVIEW		44(1)
REFUSED ACCESS		DEPUTY DIRECTOR-GENERAL (HS)			
97/0629	HARRIS S	YOUNGMAN J	DECISION UPHELD ON REVIEW		
THIRD PARTY		DEPUTY DIRECTOR-GENERAL (HS)			
96/534	RAMSDEN K	PITT R	DECISION VARIED ON REVIEW		
REFUSED ACCESS		DEPUTY DIRECTOR GENERAL (P&S)			
97/0685	RAMSDEN K	PITT R	DECISION UPHELD ON REVIEW		
THIRD PARTY		DEPUTY DIRECTOR GENERAL (P&S)			
98/0730	RAMSDEN K	PITT R	DECISION UPHELD ON REVIEW		
THIRD PARTY		DEPUTY DIRECTOR GENERAL (P&S)			
97/0641	RAMSDEN K	YOUNGMAN J	DECISION UPHELD ON REVIEW		
THIRD PARTY		DEPUTY DIRECTOR GENERAL(HS)			
97/0677	RAMSDEN K	YOUNGMAN J	DECISION UPHELD ON REVIEW		43(1)
REFUSED ACCESS		DEPUTY DIRECTOR-GENERAL (HS)			
98/0735	THOMAS C	YOUNGMAN J	DECISION UPHELD ON REVIEW		42(1)(h)
REFUSED ACCESS		DEPUTY DIRECTOR-GENERAL (HS)			
DARLING DOWNS REGIONAL HEALTH AUTHORITY					
115-96-044	DUPREEZ-WILKENS	CHAPMAN G	DEEMED CONFIRMED		44(1)
REFUSED ACCESS		DISTRICT MANAGER			
MEDICAL & OTHER BOARDS					
97007	GREENAWAY J	TOFT L	DECISION UPHELD ON REVIEW		
REFUSED ACCESS		DEP PRESIDENT OF MED BOARD			
97032	GREENAWAY J	TOFT L	DECISION UPHELD ON REVIEW		41(1)
REFUSED ACCESS		DEP PRESIDENT OF MED BOARD			42(1)(a)

Portfolio/Agency

Application Number	Decision Officer	Review Officer	DECISION	ACT	Provision
					43(1) 45(1)(c) 28(2)
97047 REFUSED ACCESS	GREENAWAY J	TOFT L DEP PRESIDENT OF MED BOARD	DECISION UPHELD ON REVIEW		
97088 REFUSED ACCESS	POSNER J	GREENAWAY J REGISTRAR	DEEMED CONFIRMED		
98005 REFUSED ACCESS	POSNER J	GREENAWAY J REGISTRAR	DEEMED CONFIRMED		
98018 REFUSED ACCESS	POSNER J	GREENAWAY J REGISTRAR	DECISION UPHELD ON REVIEW		
97045 REFUSED ACCESS		TOFT L DEP PRESIDENT OF MED BOARD	DECISION UPHELD ON REVIEW		
HEALTH RIGHTS COMMISSION					
97BAYL102 REFUSED ACCESS	O'BRIEN V	CAWCUTT S A/HEALTH RIGHTS COMMISSIONER	DECISION UPHELD ON REVIEW		21
97BAYL111 REFUSED ACCESS	O'BRIEN V	STAIB I COMMISSIONER	DECISION UPHELD ON REVIEW		44(1)
97JORD116 REFUSED ACCESS	O'BRIEN V	STAIB I COMMISSIONER	DECISION UPHELD ON REVIEW		42(1)(a) 42(1)(b) 42(1)(c) 44(1)
97SZAL110 REFUSED ACCESS	O'BRIEN V	STAIB I COMMISSIONER	DECISION UPHELD ON REVIEW		40(c) 40(d) 41(1) 42(1)(b) 42(1)(c) 43(1) 44(1) 44(1)
98DRES120 REFUSED ACCESS	O'BRIEN V	STAIB I COMMISSIONER	DECISION UPHELD ON REVIEW		
ROYAL BRISBANE HOSPITAL					
102/97/171A REFUSED ACCESS	EVANS W	MENZIES J INTERNAL REVIEW OFFICER	DECISION UPHELD ON REVIEW		
ROYAL WOMEN'S HOSPITAL					
103/97/027A REFUSED ACCESS	EVANS W	MENZIES J INTERNAL REVIEW OFFICER	DECISION UPHELD ON REVIEW		
103/98/020 CHARGES	EVANS W	MENZIES J INTERNAL REVIEW OFFICER	DECISION VARIED ON REVIEW		
PRINCESS ALEXANDRA HOSPITAL					
970225 REFUSED ACCESS	BOEL B M	PYNE L DISTRICT MANAGER	DECISION UPHELD ON REVIEW		46(1)(a)
970272 REFUSED ACCESS	BOEL B M	PYNE L DISTRICT MANAGER	DECISION UPHELD ON REVIEW		21
LOGAN-BEAUDESERT					
97-8/013 REFUSED ACCESS	LEGGATE S	OLLEY R DISTRICT MANAGER	DECISION UPHELD ON REVIEW		27(3)
ROCKHAMPTON					
109/97/072 REFUSED ACCESS	ATKINSON P	ROACH K DISTRICT MANAGER	DECISION UPHELD ON REVIEW		21

Portfolio/Agency

Application Number	Decision Officer	Review Officer	DECISION	ACT	Provision
109/98/025 REFUSED ACCESS	ATKINSON P	YOUNGMAN J DR DEPUTY DIRECTOR-GENERAL	GRANTED IN PART		44(1)
MACKAY 98/024 REFUSED ACCESS		CAMACHO R FOI DECISION MAKER	DECISION VARIED ON REVIEW		46(1)(b)
98/012 REFUSED ACCESS	MASSIE P	MASSIE P FOI DECISION MAKER	DECISION UPHELD ON REVIEW		
CAIRNS 97/521 REFUSED ACCESS	WILSON L	BYRNE M ACTING DISTRICT MANAGER	DECISION VARIED ON REVIEW		
TORRES 3 REFUSED ACCESS	HEATH P	MILLS P DM, TORRES STRAIT	ALTERATION REFUSED		
SOUTH COAST 114 REFUSED ACCESS	MOORE D	HENDRY T DIRECTOR FINANCE	DECISION VARIED ON REVIEW		44(1)
072 REFUSED ACCESS	WICKHAM K	HENDRY T DIRECTOR FINANCE	DECISION UPHELD ON REVIEW		42(1)(c) 42(1)(h)
079 REFUSED AMENDMENT		HENDRY T DIRECTOR FINANCE	DECISION UPHELD ON REVIEW		
151 REFUSED ACCESS	WICKHAM K	HENDRY T DIRECTOR FINANCE	DECISION UPHELD ON REVIEW		46(1)(b)
CHARLEVILLE 97/001 REFUSED ACCESS	PULSFORD R	ROBINSON M A/DM, CHARLEVILLE	DECISION UPHELD ON REVIEW		44(1)
REDCLIFFE-CABOOLTURE 98/011 REFUSED ACCESS	LOW J	BUCKLAND S MANAGER	DECISION UPHELD ON REVIEW		44(1)
WEST MORETON 134/97/132 REFUSED ACCESS		LANE P ACTING DISTRICT MANAGER	GRANTED IN PART		44(1)
134/98/037 REFUSED ACCESS	PRIEST J	WATERS M DISTRICT MANAGER	DECISION UPHELD ON REVIEW		44(1)
TOTAL	46				
JUSTICE & ATTORNEY-GENERAL					
DEPARTMENT OF JUSTICE & ATTORNEY-GENERAL					
97/146 REFUSED ACCESS	BARRATT L	BARRATT L FOI COORDINATOR	WITHDRAWN/DEEMED WITHDRAWN		
97/074 REFUSED ACCESS	BARRATT L	LEVY K DEPUTY DIRECTOR-GENERAL	DECISION VARIED ON REVIEW		
97/088 REFUSED ACCESS	BARRATT L	LEVY K DEPUTY DIRECTOR-GENERAL	DECISION UPHELD ON REVIEW		
97/091 REFUSED ACCESS	BARRATT L	LEVY K DEPUTY DIRECTOR-GENERAL	DECISION VARIED ON REVIEW		42(1)(c) 43(1)
97/135 REFUSED ACCESS	BARRATT L	LEVY K DEPUTY DIRECTOR-GENERAL	DECISION VARIED ON REVIEW		11(1)(a)

Portfolio/Agency

Application Number	Decision Officer	Review Officer	DECISION	ACT	Provision
97024	BARRATT L	LEVY K	DECISION VARIED ON REVIEW		44(1)
THIRD PARTY		DEPUTY DIRECTOR-GENERAL			
97088	BARRATT L	LEVY K	DECISION VARIED ON REVIEW		42(1)(h)
REFUSED ACCESS		DEPUTY DIRECTOR-GENERAL			46(1)(a)
98/019	BARRATT L	SCHULZ D	DECISION UPHELD ON REVIEW		
REFUSED ACCESS		ACTING DEPUTY DIRECTOR-GENERAL			
98/024	BARRATT L	SCHULZ D	DECISION VARIED ON REVIEW		45(1)(c)
REFUSED ACCESS		ACTING DEPUTY DIRECTOR-GENERAL			
TOTAL	9				
LANDS					
DEPARTMENT OF LANDS					
CHQ/010703/0746	SPRING E	FANNING F	DECISION VARIED ON REVIEW		
REFUSED ACCESS		DIR EXEC SERVICES & ADMIN REV			
CHQ/010705/0747	SPRING E	FANNING F	DECISION VARIED ON REVIEW		
REFUSED ACCESS		DIR EXEC SERVICES & ADMIN REV			
CROWLEY VALE WATER BOARD					
2	GALLETLY J C	QUALISCHEFSKI K R	DECISION UPHELD ON REVIEW		
REFUSED ACCESS		BOARD CHAIRMAN			
TOTAL	3				
MINERALS & ENERGY					
DEPARTMENT OF MINERALS & ENERGY					
98/001	ASHE P	HINDLEY R	DECISION UPHELD ON REVIEW		
REFUSED ACCESS		A/CLO			
98/002	ASHE P	O'SULLIVAN A	DECISION VARIED ON REVIEW		11A
THIRD PARTY		A/CLO			
97/071	CHANDLER L	MARTIN J	DECISION UPHELD ON REVIEW		
REFUSED ACCESS		A/CLO			
TOTAL	3				
POLICE & EMERGENCY SERVICES					
QUEENSLAND POLICE SERVICE					
1/04949	DOYLE J B	WILLIAMS G J	DECISION UPHELD ON REVIEW		44(1)
REFUSED ACCESS		ASSISTANT COMMISSIONER			
1/05893		HONOR A B	DECISION VARIED ON REVIEW		
REFUSED ACCESS		CHIEF SUPERINTENDENT			
1/05674	MCCALL R J	BANHAM J C	DECISION UPHELD ON REVIEW		
REFUSED ACCESS		ASSISTANT COMMISSIONER			
04956	MCCALL R J	EARLY G E	DECISION UPHELD ON REVIEW		
REFUSED ACCESS		ASSISTANT COMMISSIONER			
1/05265	MCCALL R J	EARLY G E	DECISION UPHELD ON REVIEW		
REFUSED ACCESS		ASSISTANT COMMISSIONER			
1/05757	MCCALL R J	HONOR A B	DECISION UPHELD ON REVIEW		44(1)
REFUSED ACCESS		ASSISTANT COMMISSIONER			
1/05883	MCCALL R J	HONOR A B	DECISION UPHELD ON REVIEW		44(1)
REFUSED ACCESS		ASSISTANT COMMISSIONER			
1/04803	MCCALL R J	JEFFERIES D R	DECISION UPHELD ON REVIEW		
REFUSED ACCESS		CHIEF SUPERINTENDENT			
1/04906	MCCALL R J	WILLIAMS G J	DECISION UPHELD ON REVIEW		
REFUSED ACCESS		ASSISTANT COMMISSIONER			
1/05427	TRAPPETT S A	BANHAM J C	DECISION UPHELD ON REVIEW		44(1)
REFUSED ACCESS		ASSISTANT COMMISSIONER			

Portfolio/Agency

Application Number	Decision Officer	Review Officer	DECISION	ACT	Provision
1/05556	TRAPPETT S A	BANHAM J C	DECISION UPHELD ON REVIEW		
REFUSED ACCESS		ASSISTANT COMMISSIONER			
1/05325	TRAPPETT S A	CRAWFORD C J	DECISION UPHELD ON REVIEW		44(1)
REFUSED ACCESS		CHIEF SUPERINTENDENT			
1/05647	TRAPPETT S A	CRAWFORD C J	DECISION UPHELD ON REVIEW		
REFUSED ACCESS		CHIEF SUPERINTENDENT			
1/05250		HONOR A B	DECISION VARIED ON REVIEW		53
REFUSED ACCESS		ASSISTANT COMMISSIONER			
1/05292	TRAPPETT S A	HONOR A B	DECISION VARIED ON REVIEW		
REFUSED ACCESS		CHIEF SUPERINTENDENT			
1/05366	TRAPPETT S A	HONOR A B	DECISION UPHELD ON REVIEW		42(1)(a)
REFUSED ACCESS		ASSISTANT COMMISSIONER			44(1)
					48(1)
					44(1)
1/05498	TRAPPETT S A	HONOR A B	DECISION UPHELD ON REVIEW		
REFUSED ACCESS		ASSISTANT COMMISSIONER			
1/05629	TRAPPETT S A	HONOR A B	DECISION UPHELD ON REVIEW		
REFUSED ACCESS		CHIEF SUPERINTENDENT			
1/04299	TRAPPETT S A	SMITH D A	DECISION VARIED ON REVIEW		
THIRD PARTY		CHIEF SUPERINTENDENT			
1/04868	TRAPPETT S A	WILLIAMS G J	DECISION UPHELD ON REVIEW		25(2)
THIRD PARTY		ASSISTANT COMMISSIONER			
1/05169	TRAPPETT S A	WILLIAMS G J	DECISION UPHELD ON REVIEW		
REFUSED ACCESS		ASSISTANT COMMISSIONER			
1/05288	TRAPPETT S A	WILLIAMS G J	DECISION UPHELD ON REVIEW		
THIRD PARTY		ASSISTANT COMMISSIONER			
1/05291	TRAPPETT S A	WILLIAMS G J	DECISION UPHELD ON REVIEW		
THIRD PARTY		ASSISTANT COMMISSIONER			
1/05471	TRAPPETT S A	WILLIAMS G J	DECISION UPHELD ON REVIEW		
REFUSED ACCESS		ASSISTANT COMMISSIONER			
1/06046	TRAPPETT S A	WILLIAMS G J	DECISION UPHELD ON REVIEW		
REFUSED AMENDMENT		ASSISTANT COMMISSIONER			
1/04725	TRAPPETT S	EARLY G E	DECISION UPHELD ON REVIEW		
REFUSED ACCESS		ASSISTANT COMMISSIONER			
1/04361	TRAPPETT S	PEARCE G P	DECISION VARIED ON REVIEW		44(1)
REFUSED ACCESS		CHIEF SUPERINTENDENT			
1/03834	TRAPPETT S	SMITH D A	DECISION VARIED ON REVIEW		
REFUSED ACCESS		CHIEF SUPERINTENDENT			
1/05722		WILLIAMS G J	WITHDRAWN/DEEMED WITHDRAWN		
REFUSED ACCESS		ASSISTANT COMMISSIONER			
QUEENSLAND CORRECTIVE SERVICES COMM.					
50.98.6.2	CABANIUK P	FALCONER A	DECISION VARIED ON REVIEW		42(1)(c)
REFUSED ACCESS		CONSULTANT HEALTH & MEDICAL			44(1)
50.97.23.33	CABANIUK P	MAHONEY K	DECISION UPHELD ON REVIEW		21
REFUSED ACCESS		QCSC SOLICITOR			
50.97.1.13	CABANIUK P	RULE P	DECISION UPHELD ON REVIEW		
REFUSED ACCESS		DIRECTOR CORPORATE SERVICES			
50.97.12.13	CABANIUK P	STEWART I	DECISION VARIED ON REVIEW		41(1)
REFUSED ACCESS		DIRECTOR EXECUTIVE SUPPORT			44(1)
50.97.6.17	CABANIUK P	STEWART I	DECISION VARIED ON REVIEW		44(1)
REFUSED ACCESS		DIRECTOR EXECUTIVE SUPPORT			
TOTAL	34				

Portfolio/Agency					
Application Number	Decision Officer	Review Officer	DECISION	ACT	Provision
PREMIER, ECONOMIC & TRADE DEVELOPMENT					
DEPARTMENT OF THE PREMIER					
970007	DOBLO L	BIGBY E	DECISION UPHeld ON REVIEW		
REFUSED ACCESS		EXECUTIVE DIRECTOR, GCS			
970013	DOBLO L	BIGBY E	DECISION VARIED ON REVIEW		
REFUSED ACCESS		EXECUTIVE DIRECTOR, GCS			
970023	LLOYD J	BIGBY E	DECISION VARIED ON REVIEW		
REFUSED ACCESS		EXECUTIVE DIRECTOR, GCS			
PARLIAMENTARY COMMISSIONER FOR ADMIN INV					
97-98/010	SCOTT N	METCALFE R	DECISION UPHeld ON REVIEW		29(2)
REFUSED ACCESS		DEPUTY COMMISSIONER			
OFFICE OF THE PUBLIC SERVICE					
FOI 41	KEOGH A	LOOF G	DECISION UPHeld ON REVIEW		
THIRD PARTY		AO8			
FOI 47	PRINCIPAL OFFICER	LOOF G	DECISION UPHeld ON REVIEW		
THIRD PARTY		AO8			
TOTAL	6				
TOURISM, SPORT & RACING					
DEPARTMENT OF TOURISM, SPORT & RACING					
1043	MOAR P	HOOPER C	DEEMED CONFIRMED		
THIRD PARTY		EXEC.DIR.CORPORATE SERVICES			
783	WARD M	PETERS M	DECISION VARIED ON REVIEW		
THIRD PARTY		A/DIRECTOR-GENERAL			
TOTAL	2				
TRANSPORT					
DEPARTMENT OF TRANSPORT					
1337		RODIGER W J	DECISION UPHeld ON REVIEW		53
REFUSED ACCESS		DIRECTOR (LEGAL & LEGISLATION)			
1339	HALL D J	RODIGER W J	DECISION UPHeld ON REVIEW		
THIRD PARTY		DIRECTOR (LEGAL & LEGISLATION)			
520/201	HALL D J	RODIGER W J	DECISION UPHeld ON REVIEW		21
REFUSED ACCESS		DIRECTOR (LEGAL & LEGISLATION)			28(2)
					28(2)
1213	HEALEY G J	RODIGER W J	DECISION UPHeld ON REVIEW		
THIRD PARTY		DIRECTOR (LEGAL & LEGISLATION)			
DEPARTMENT OF MAIN ROADS					
1212	HALL D J	RODIGER W J	DECISION VARIED ON REVIEW		21
REFUSED ACCESS		DIRECTOR (LEGAL & LEGISLATION)			
TOTAL	5				
TREASURY					
DEPARTMENT OF THE TREASURY					
LEG185	CLARKE L	BARTLEM P	DECISION UPHeld ON REVIEW		
REFUSED ACCESS		DIRECTOR CAB			
MET175	CLARKE L	WAITE G	DECISION UPHeld ON REVIEW		36(1)(a)
REFUSED ACCESS		AUT/CS			36(1)(c)
TOTAL	2				
GRAND TOTAL 175					

5.7 INTERNAL REVIEW DECISIONS (LOCAL GOVERNMENT)

Portfolio/Agency

Application Number	Decision Officer	Review Officer	DECISION	ACT Provision
<hr/>				
BEAUDESERT SHIRE				
01/39/02/55	PLANT S	PRINCIPAL OFFICER CEO	DEEMED CONFIRMED	
BRISBANE CITY				
172/97		CHAPMAN R DIRECTOR LEGAL SERVICES	DECISION UPHeld ON REVIEW	
178/97		CHAPMAN R DIRECTOR LEGAL SERVICES	DECISION UPHeld ON REVIEW	
118/97	WESENER P R	CHAPMAN R	DECISION VARIED ON REVIEW	
REFUSED ACCESS		DIRECTOR LEGAL SERVICES		
EMERALD SHIRE				
2/98	HALL J	PURDIE C K CEO-EMERALD	DECISION UPHeld ON REVIEW	
REFUSED ACCESS				
HERVEY BAY CITY				
57	SMITH G	CHAMBERS R CEO	DECISION UPHeld ON REVIEW	21
REFUSED ACCESS				
ISIS SHIRE				
96/2	JOosen C	RINEHART G	DECISION UPHeld ON REVIEW	43(1)
REFUSED ACCESS		CHIEF EXECUTIVE OFFICER		
MARYBOROUGH CITY				
06/97	FAULKNER R A	SLADE K J	DEEMED CONFIRMED	
REFUSED ACCESS		DIRECTOR FINANCIAL SERVICES		
07/97	FAULKNER R A	SLADE K J	DEEMED CONFIRMED	44(1)
REFUSED ACCESS		DIRECTOR FINANCIAL SERVICES		45(1)(b)
NOOSA SHIRE				
9702	CHAPMAN R	PRINCIPAL OFFICER	DEEMED CONFIRMED	49
REFUSED ACCESS		CEO		
GRAND TOTAL	10			

5.8 FEES AND CHARGES COLLECTED (STATE GOVERNMENT)

Portfolio/Agency	FEES	Deposits Notified	Deposits Collected	Charges Notified	Charges Collected	TOTAL COLLECTED
ADMINISTRATIVE SERVICES						
RESIDENTIAL TENANCIES AUTHORITY	0.00	0.00	0.00	0.00	60.00	60.00
PORTFOLIO TOTAL	0.00	0.00	0.00	0.00	60.00	60.00
EMPLOYMENT, TRAINING & IND RELATION						
DEPARTMENT OF E.T.I.R.	5490.00	0.00	0.00	13360.50	4669.00	10159.00
WORKER'S COMPENSATION BOARD	570.00	0.00	0.00	623.00	563.50	1133.50
PORTFOLIO TOTAL	6060.00	0.00	0.00	13983.50	5232.50	11292.50
PRIMARY INDUSTRIES						
DEPARTMENT OF PRIMARY INDUSTRIES	1590.00	191.10	0.00	2928.00	853.00	2443.00
AGRI CHEM DIST CONTROL BOARD	150.00	0.00	0.00	69.50	170.00	320.00
VETERINARY SURGEONS BOARD	60.00	0.00	0.00	0.00	0.00	60.00
QLD FISH MANAGEMENT AUTHORITY	120.00	0.00	0.00	0.00	0.00	120.00
QLD CANE GROWERS' COUNCIL	30.00	0.00	0.00	124.00	124.00	154.00
QLD SUGAR CORPORATION	30.00	0.00	0.00	0.00	0.00	30.00
PORTFOLIO TOTAL	1980.00	191.10	0.00	3121.50	1147.00	3127.00
EDUCATION						
DEPARTMENT OF EDUCATION	2550.00	184.00	9.00	3249.50	1685.50	4244.50
UNIVERSITY OF QUEENSLAND	180.00	0.00	20.00	131.00	43.50	243.50
GRIFFITH UNIVERSITY	30.00	0.00	0.00	196.50	0.00	30.00
JAMES COOK UNIVERSITY OF NORTHERN AUST	30.00	0.00	0.00	424.00	424.00	454.00
QUEENSLAND UNIVERSITY OF TECHNOLOGY	180.00	0.00	0.00	53.00	53.00	233.00
UNIVERSITY OF SOUTHERN QUEENSLAND	60.00	0.00	0.00	0.00	0.00	60.00
UNIVERSITY OF CENTRAL QUEENSLAND	30.00	0.00	0.00	0.00	0.00	30.00
PORTFOLIO TOTAL	3060.00	184.00	29.00	4054.00	2206.00	5295.00
ECONOMIC DEVELOPMENT AND TRADE						
DEPT OF ECONOMIC DEVELOPMENT & TRADE	420.00	0.00	0.00	1099.50	1099.50	1519.50
PORTFOLIO TOTAL	420.00	0.00	0.00	1099.50	1099.50	1519.50

Portfolio/Agency

FEES	Deposits Notified	Deposits Collected	Charges Notified	Charges Collected	TOTAL COLLECTED
ENVIRONMENT & HERITAGE					
DEPT. OF ENVIRONMENT & HERITAGE					
2880.00	20.50	90.00	2372.25	1492.50	4462.50
BEACH PROTECTION AUTHORITY					
30.00	0.00	0.00	22.00	22.00	52.00
WET TROPICS AUTHORITY					
60.00	0.00	0.00	27.00	27.00	87.00
QUEENSLAND HERITAGE COUNCIL					
0.00	0.00	0.00	77.50	77.50	77.50
PORTFOLIO TOTAL					
2970.00	20.50	90.00	2498.75	1619.00	4679.00
FAMILY SERV., ABORIGINAL & ISL. AFFAIRS					
DEPARTMENT OF FAMILY SERVICES					
1200.00	0.00	0.00	974.50	996.50	2196.50
PORTFOLIO TOTAL					
1200.00	0.00	0.00	974.50	996.50	2196.50
HOUSING, LOCAL GOVERNMENT & PLANNING					
DEPARTMENT OF HOUSING & LOCAL GOVERNMENT					
960.00	0.00	0.00	368.00	0.00	960.00
PORTFOLIO TOTAL					
960.00	0.00	0.00	368.00	0.00	960.00
HEALTH					
DEPARTMENT OF HEALTH					
1890.00	0.00	0.00	3682.50	2487.50	4377.50
DARLING DOWNS REGIONAL HEALTH AUTHORITY					
570.00	0.00	0.00	330.00	279.00	849.00
MEDICAL & OTHER BOARDS					
1140.00	0.00	55.50	1306.00	557.00	1752.50
HEALTH RIGHTS COMMISSION					
300.00	0.00	0.00	111.00	79.50	379.50
QUEENSLAND NURSING COUNCIL					
30.00	0.00	0.00	0.00	0.00	30.00
ROYAL CHILDREN'S HOSPITAL					
330.00	0.00	0.00	408.00	195.00	525.00
ROYAL BRISBANE HOSPITAL					
3570.00	0.00	9.50	5108.00	4048.00	7627.50
ROYAL WOMEN'S HOSPITAL					
30.00	0.00	0.00	28.50	10.00	40.00
PRINCE CHARLES HOSPITAL					
270.00	0.00	601.50	792.00	0.00	871.50
PRINCESS ALEXANDRA HOSPITAL					
1410.00	0.00	0.00	3066.00	882.50	2292.50
BAYSIDE					
60.00	0.00	0.00	0.00	0.00	60.00
LOGAN-BEAUDESERT					
150.00	0.00	0.00	85.00	13.00	163.00
QUEENSLAND HOSPITAL					
90.00	0.00	0.00	0.00	0.00	90.00
ROCKHAMPTON					
270.00	0.00	0.00	631.00	592.00	862.00
CENTRAL WEST					
60.00	0.00	0.00	150.50	150.50	210.50

Portfolio/Agency

FEES	Deposits Notified	Deposits Collected	Charges Notified	Charges Collected	TOTAL COLLECTED
NORTHERN DOWNS					
60.00	0.00	0.00	167.00	137.00	197.00
SOUTHERN DOWNS					
30.00	0.00	0.00	92.50	96.50	126.50
MACKAY					
120.00	0.00	10.00	47.00	37.00	167.00
MORANBAH					
30.00	0.00	0.00	28.50	28.50	58.50
TOWNSVILLE					
210.00	0.00	21.50	47.50	0.00	231.50
MOUNT ISA					
0.00	0.00	0.00	21.00	21.00	21.00
CAIRNS					
270.00	0.00	0.00	36.50	0.00	270.00
TABLELANDS					
30.00	0.00	0.00	116.00	116.00	146.00
SOUTH COAST					
570.00	0.00	0.00	772.50	597.40	1167.40
CHARLEVILLE					
30.00	0.00	0.00	0.00	0.00	30.00
ROMA					
0.00	0.00	0.00	10.00	10.00	10.00
SUNSHINE COAST					
450.00	0.00	0.00	407.00	407.00	857.00
GYMPIE					
30.00	0.00	0.00	27.00	27.00	57.00
REDCLIFFE-CABOOLTURE					
300.00	0.00	0.00	228.50	228.50	528.50
WEST MORETON					
720.00	0.00	190.30	983.40	218.10	1128.40
HERVEY BAY-MARYBOROUGH					
90.00	0.00	0.00	44.50	44.50	134.50
SOUTH BURNETT					
180.00	0.00	0.00	120.00	120.00	300.00
PORTFOLIO TOTAL					
13290.00	0.00	888.30	18847.40	11382.50	25560.80
JUSTICE & ATTORNEY-GENERAL					
PUBLIC TRUST OFFICE					
30.00	0.00	0.00	10.00	10.00	40.00
DEPARTMENT OF JUSTICE & ATTORNEY-GENERAL					
90.00	0.00	0.00	0.00	0.00	90.00
CRIMINAL JUSTICE COMMISSION					
0.00	0.00	0.00	96.00	48.00	48.00
OFFICE OF CONSUMER AFFAIRS					
210.00	0.00	0.00	4.50	4.50	214.50
PORTFOLIO TOTAL					
330.00	0.00	0.00	110.50	62.50	392.50
LANDS					
DEPARTMENT OF LANDS					
30.00	0.00	0.00	154.50	154.50	184.50
SOUTH EAST QLD WATER BOARD					
60.00	0.00	0.00	80.50	80.50	140.50

Portfolio/Agency

FEES	Deposits Notified	Deposits Collected	Charges Notified	Charges Collected	TOTAL COLLECTED
PIONEER VALLEY WATER BOARD					
0.00	0.00	0.00	2.00	2.00	2.00
PORTFOLIO TOTAL					
90.00	0.00	0.00	237.00	237.00	327.00
MINERALS & ENERGY					
DEPARTMENT OF MINERALS & ENERGY					
2220.00	0.00	0.00	2038.14	2045.51	4265.51
FAR NORTH QLD ELECTRICITY BOARD					
30.00	0.00	0.00	0.00	0.00	30.00
NORTH QUEENSLAND ELECTRICITY BOARD					
60.00	0.00	0.00	0.00	0.00	60.00
THE MACKAY ELECTRICITY BOARD					
60.00	0.00	0.00	0.00	0.00	60.00
THE CAPRICORNIA ELECTRICITY BOARD					
60.00	0.00	0.00	0.00	0.00	60.00
SOUTH-EAST QUEENSLAND ELECTRICITY BOARD					
210.00	0.00	0.00	0.00	0.00	210.00
PORTFOLIO TOTAL					
2640.00	0.00	0.00	2038.14	2045.51	4685.51
POLICE & EMERGENCY SERVICES					
QUEENSLAND POLICE SERVICE					
27300.00	0.00	48.00	6802.00	4696.00	32044.00
QUEENSLAND CORRECTIVE SERVICES COMM.					
60.00	0.00	0.00	30.00	0.00	60.00
OFFICE OF RACING					
30.00	0.00	0.00	0.00	0.00	30.00
PORTFOLIO TOTAL					
27390.00	0.00	48.00	6832.00	4696.00	32134.00
PREMIER, ECONOMIC & TRADE DEVELOPMENT					
PREMIER					
30.00	0.00	0.00	0.00	0.00	30.00
DEPARTMENT OF THE PREMIER					
720.00	0.00	0.00	205.50	124.50	844.50
PARLIAMENTARY COMMISSIONER FOR ADMIN INV					
150.00	0.00	0.00	7.00	7.00	157.00
OFFICE OF THE PUBLIC SERVICE					
180.00	0.00	0.00	96.50	96.50	276.50
SOUTH BANK CORPORATION					
60.00	0.00	0.00	2.50	2.50	62.50
PORTFOLIO TOTAL					
1140.00	0.00	0.00	311.50	230.50	1370.50
EMERGENCY SERVICES, RURAL COMM & CON.AF					
DEPARTMENT OF QUEENSLAND EMERGENCY SERV.					
60.00	0.00	0.00	69.00	69.00	129.00
OFFICE OF CONSUMER AFFAIRS					
30.00	0.00	0.00	35.50	35.50	65.50
QUEENSLAND AMBULANCE SERVICE					
1740.00	0.00	0.00	25.50	25.50	1765.50
QUEENSLAND FIRE SERVICE					
300.00	0.00	0.00	11.00	11.00	311.00
PORTFOLIO TOTAL					
2130.00	0.00	0.00	141.00	141.00	2271.00

Portfolio/Agency	FEES	Deposits Notified	Deposits Collected	Charges Notified	Charges Collected	TOTAL COLLECTED
TOURISM, SPORT & RACING						
DEPARTMENT OF TOURISM, SPORT & RACING						
	840.00	0.00	0.00	653.75	199.50	1039.50
PORTFOLIO TOTAL	840.00	0.00	0.00	653.75	199.50	1039.50
TRANSPORT						
MINISTER FOR TRANSPORT						
	30.00	0.00	0.00	0.00	0.00	30.00
DEPARTMENT OF TRANSPORT						
	5795.00	0.00	50.50	2006.00	1718.50	7564.00
DEPARTMENT OF MAIN ROADS						
	2340.00	0.00	597.50	3680.93	3124.43	6061.93
TOWNSVILLE PORT AUTHORITY						
	30.00	0.00	0.00	0.00	0.00	30.00
PORTS CORPORATION						
	30.00	0.00	0.00	0.00	0.00	30.00
QUEENSLAND RAIL						
	930.00	0.00	0.00	474.50	178.50	1108.50
PORTFOLIO TOTAL	9155.00	0.00	648.00	6161.43	5021.43	14824.43
TREASURY						
DEPARTMENT OF THE TREASURY						
	150.00	0.00	0.00	218.50	2.00	152.00
PORTFOLIO TOTAL	150.00	0.00	0.00	218.50	2.00	152.00
GRAND TOTAL	73805.00	395.60	1703.30	61650.97	36378.44	111886.74

5.9 FEES AND CHARGES COLLECTED (LOCAL GOVERNMENT)

Portfolio/Agency FEES	Deposits Notified	Deposits Collected	Charges Notified	Charges Collected	TOTAL COLLECTED
ATHERTON SHIRE 30.00	0.00	0.00	0.00	0.00	30.00
BANANA SHIRE 30.00	0.00	0.00	127.50	0.00	30.00
BEAUDESERT SHIRE 300.00	0.00	0.00	189.00	40.50	340.50
BOORINGA SHIRE 30.00	0.00	0.00	0.00	0.00	30.00
BRISBANE CITY 6030.00	0.00	0.00	5067.00	4473.50	10503.50
BUNDABERG CITY 30.00	0.00	0.00	0.00	0.00	30.00
BURKE SHIRE 30.00	0.00	0.00	0.00	0.00	30.00
CABOOLTURE SHIRE 0.00	0.00	0.00	21.50	15.00	15.00
CALLIOPE SHIRE 0.00	0.00	0.00	883.50	4.00	4.00
CALOUNDRA CITY 450.00	0.00	0.00	122.50	61.50	511.50
CAMBOOYA SHIRE 30.00	0.00	0.00	7.00	0.00	30.00
CARDWELL SHIRE 90.00	0.00	0.00	102.50	42.00	132.00
CLONCURRY SHIRE 30.00	0.00	0.00	0.00	0.00	30.00
COOK SHIRE 60.00	0.00	0.00	0.00	0.00	60.00
COOLOOLA SHIRE COUNCIL 330.00	0.00	0.00	103.00	46.00	376.00
CROWS NEST SHIRE 30.00	0.00	0.00	0.00	0.00	30.00
DALBY TOWN 120.00	0.00	0.00	148.50	0.00	120.00
DOUGLAS SHIRE 270.00	0.00	0.00	415.50	284.00	554.00
EACHAM SHIRE 30.00	0.00	0.00	0.00	0.00	30.00
EMERALD SHIRE 150.00	0.00	0.00	54.00	17.00	167.00
ESK SHIRE 60.00	0.00	0.00	423.40	0.00	60.00
FITZROY SHIRE 120.00	0.00	0.00	26.50	26.50	146.50
GATTON SHIRE 60.00	0.00	0.00	93.50	52.00	112.00
GLADSTONE CITY 180.00	0.00	0.00	310.00	92.50	272.50
HERVEY BAY CITY 210.00	0.00	0.00	0.00	0.00	210.00
IPSWICH CITY 930.00	0.00	30.00	716.00	669.50	1629.50
JOHNSTONE SHIRE					

	210.00	0.00	0.00	0.00	0.00	210.00
Portfolio/Agency FEES		Deposits Notified	Deposits Collected	Charges Notified	Charges Collected	TOTAL COLLECTED
LIVINGSTONE SHIRE						
150.00	0.00	0.00	145.50	145.50	295.50	
LOGAN CITY						
900.00	0.00	0.00	228.50	113.00	1013.00	
MACKAY CITY						
270.00	0.00	0.00	318.50	318.50	588.50	
MAREEBA SHIRE						
240.00	0.00	0.00	148.50	134.00	374.00	
MAROOCHY SHIRE						
690.00	0.00	0.00	496.10	136.00	826.00	
MARYBOROUGH CITY						
60.00	0.00	0.00	0.00	0.00	60.00	
MT. MORGAN SHIRE						
30.00	0.00	0.00	0.00	0.00	30.00	
NOOSA SHIRE						
390.00	0.00	12.00	860.50	12.00	414.00	
REDCLIFFE CITY						
0.00	0.00	0.00	32.50	0.00	0.00	
REDLAND SHIRE						
240.00	0.00	0.00	0.00	0.00	240.00	
ROMA TOWN						
30.00	0.00	0.00	1.50	0.00	30.00	
ROSALIE SHIRE						
30.00	0.00	0.00	0.00	0.00	30.00	
THURINGOWA CITY						
60.00	0.00	0.00	0.00	23.00	83.00	
TOOWOOMBA CITY						
840.00	0.00	0.00	773.50	108.50	948.50	
TOWNSVILLE CITY						
0.00	0.00	0.00	12.50	12.50	12.50	
WAGGAMBA SHIRE						
30.00	0.00	0.00	1500.00	0.00	30.00	
WAMBO SHIRE						
60.00	0.00	0.00	48.00	31.00	91.00	
GRAND TOTAL						
13860.00	0.00	42.00	13376.50	6858.00	20760.00	

