

# Freedom of Information

ANNUAL REPORT 2005-06



**Queensland Government**

Department of Justice and Attorney-General



## Minister's introduction



This is the 14th annual report to the Queensland Parliament on the operation of the *Freedom of Information Act 1992* (Qld) (the Act). The object of this Act is to extend as far as possible the right of the community to have access to information held by Queensland Government.

The 2005–06 FOI annual report gives an overview of FOI activities across both the state and local government in Queensland.

This reporting period coincides with the staged commencement of amendments made in the *Freedom of Information and Other Legislation Amendment Act 2005*.

The 2005 amendments:

- allowed applications to be lodged by, or on behalf of children (s.50A)
- specified that the Act does not apply to the judicial functions or quasi judicial functions of some tribunals (s.11(1)(fa)) or to some offenders in relation to risk assessment documents (s.11E)
- contained new exemption provisions relating to serious harassment or intimidation (s.42(1)(ca)) and documents used, obtained or prepared for an investigation for certain crime bodies (s.42(3A))
- changed some of the time periods in the Act (s.52 and s.73)
- changed the processes applying to fees and charges (Schedule 4).

In addition to these legislative amendments, a number of administrative changes were made to reflect the department's role as lead government agency for freedom of information. The department's FOI and Privacy Unit has concentrated its sector leadership effort in the areas of education and training, information support, community awareness and policy and legislation.

A total of 12,106 FOI applications were received by state and local government agencies during the 2005–06 year, which is a decrease of 3.5% from the previous year. The administrative release of documents by some departments has contributed to a decrease in applications for those departments.

The rate of access to documents in 2005–06 is generally consistent with access rates across Australia with full or partial access granted to 86.5% of documents.

I am pleased to present the 2005–06 FOI annual report to Parliament.

A handwritten signature in black ink, appearing to read 'Kerry Shine'.

The Honourable Kerry Shine MP  
Attorney-General and Minister for Justice  
and Minister Assisting the Premier in Western Queensland



## Table of contents

<b>Activity under the <i>Freedom of Information Act 1992</i></b> .....	<b>5</b>
Introduction .....	5
Overview 2005–06 .....	6
Highest rate of applications .....	6
Access rates .....	7
Amendment applications .....	8
External review .....	8
Fees and charges .....	8
<b>Report on the operation of the Act</b> .....	<b>9</b>
The appendices to the report .....	10
Difficulties encountered—s.108(2) .....	10
Number of applications—s.108(4)(a) .....	10
Preliminary and final assessment notices—s.108(4)(b) .....	10
Decisions not to give access .....	11
Action taken on documents considered—s.108(4)(c) .....	11
Internal review applications under ss.52 and 60—s.108(4)(d) .....	11
Application for amendment of information—ss.108(4)(e)(f) .....	11
Statement of Affairs and notices received—s.108(4)(g) .....	11
Disciplinary action—s.108(4)(h) .....	11
Fees and charges collected by agencies—s.108(4)(i) .....	12
Efforts in administering the Act—s.108(4)(j) .....	12
Legislative changes .....	12
Non-legislative changes .....	13
Key initiatives .....	13
Other efforts in administering the Act .....	14
<b>Appendices</b>	
1.1: Number of access applications (state government) .....	17
1.2: Number of access applications (local government) .....	26
1.3: Number of amended applications and internal reviews received (state government) .....	28
1.4: Number of amended applications and internal reviews received (local government) .....	30
1.5: Types of FOI applications (state government) .....	31
1.6: Types of FOI applications (local government) .....	38
1.7: Action taken on documents (state government) .....	40
1.8: Action taken on documents (local government) .....	86
1.9: Internal review decisions (State Government) .....	95
1.10: Internal review decisions (Local Government) .....	111
1.11: Fees and charges notified and collected (state government) .....	114
1.12: Fees and charges notified and collected (local government) .....	121
1.13: Preliminary assessment notices and final assessment notices (state government) .....	123
1.14: Preliminary assessment notices and final assessment notices (local government) .....	127



## Activity under the *Freedom of Information Act 1992*

### INTRODUCTION

The *Freedom of Information Act 1992* (Qld) (the Act) gives people a right, subject to limited exceptions, to access or amend documents held by ministers, state government departments, local government and public authorities.

Under s.108 of the Act, the minister responsible for administering the Act is required to prepare a report on the operation of the Act and table the report in Parliament. The 2005–06 report has been prepared in response to that requirement.

The fundamental principle underpinning freedom of information is that a public right of access to information makes government more open, accountable and participatory. The Act also acknowledges that individual citizens require access to the information recorded by government concerning their personal affairs and provides the means to ensure that such information is accurate and up-to-date.

These principles are qualified by a recognition that certain information should not be accessible under the Act because essential public and private interests would suffer if there was an unrestricted public right to access all classes of information, including, for example, information about the private affairs of individuals.

The 2005–06 annual report is the 14th prepared under s.108 since the commencement of the Act in 1992. It represents a significant whole-of-government endeavour. All agencies subject to the Act have, throughout the year, collected and recorded detailed information about their FOI operations for inclusion in this report.

#### **A note on the personal/non-personal classifications**

FOI applications are classified as either 'personal' or 'non-personal'. Any application for a document that does not concern the applicant's 'personal affairs', is a 'non-personal' application which is subject to an application fee and processing charges set by regulation. 'Personal' applications are not subject to an application fee. Further information on the definition of personal/non-personal applications can be obtained by accessing the Office of the Information Commissioner's website at <[www.oic.qld.gov.au](http://www.oic.qld.gov.au)>.

## OVERVIEW 2005–06

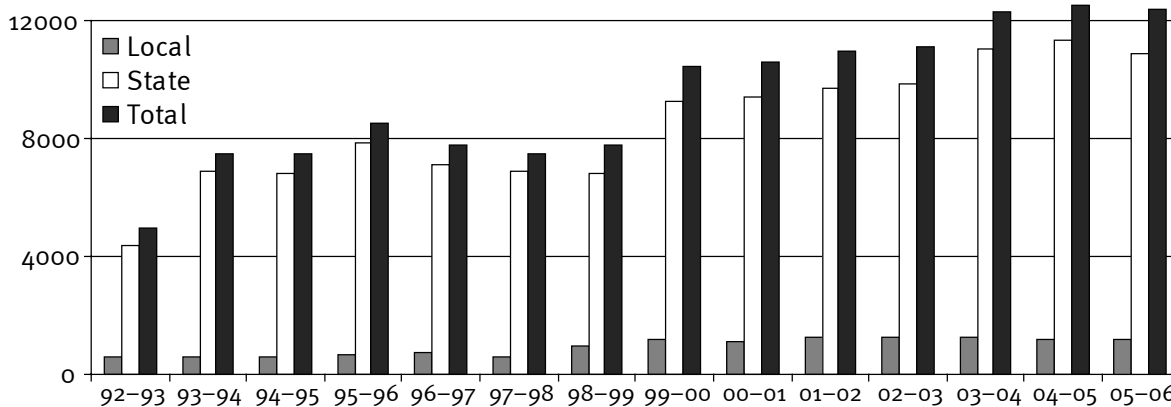
During the 2005–06 reporting period, a total of 12,106 applications (5,591 personal and 6,515 non-personal) were received. This is 448 less than the previous year, which is a decrease of 3.5%. State government agencies received 10,815 applications (5,372 personal and 5,443 non-personal) and the local government sector received 1,291 applications (219 personal and 1,072 non-personal).

Table 1 shows the number and percentage of personal and non-personal applications for the period 2005–06 for state government and local government.

**Table 1** Number and percentage of personal and non-personal applications for the period 2005–06 for state government and local government.

2005–06	Personal no. of applications	Non-personal no. of applications	Total no. of applications
State Government	5,372 (49.6%)	5,443 (50.4%)	10,815
Local Government	219 (16.96%)	1,072 (83.04%)	1,291

**Figure 1** Comparison between the number of applications received for state government and local government since the commencement of the Act.



### Highest rate of applications

Figure 2 shows the state government agencies, which received the largest proportions of access applications. The health portfolio received the most access applications of 2,683, which represented a 1.4% increase on 2004–2005. Increases were also reported by:

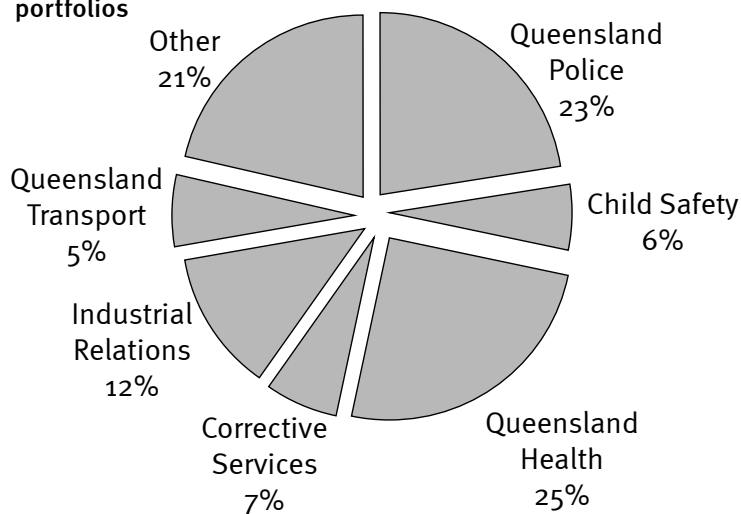
- Queensland Police (2.9%)
- Employment and Training (142%)
- Child Safety (23.7%)
- Emergency Services (17.4%)
- Education and the Arts (1.6%)



- Justice and Attorney-General (10%)
- Environmental Protection Agency (13%)
- Local Government, Planning, Sport and Recreation (26.4%)
- Natural Resources and Mines (6.5%)
- Primary Industries and Fisheries (8%)

Figure 2

Percentage breakdown of total FOI applications for state government portfolios



**Access rates**

In the reporting period, access was granted either in full or in part to 86.5% of state government and 85.4% of local government applications received.

Table 2 shows that for the past seven years, the access rate has been relatively consistent at an average of 89%.

Table 2 Access rate 1999–2000 to 2005–06

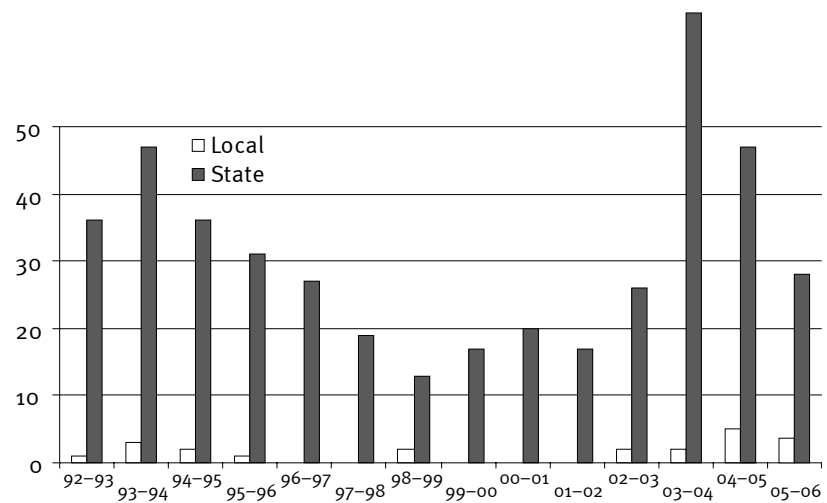
Year	No. of FOI applications received	% of FOI applications released (in full or part)	% of FOI applications withheld
1999–2000	9,286	87.0%	13.0%
2000–01	9,424	89.0%	11.0%
2001–02	9,708	91.9%	8.1%
2002–03	9,872	93.0%	7.0%
2003–04	11,029	89.7%	10.3%
2004–05	12,554	87.8%	12.2%
2005–06	12,106	86.5%	13.7%

**Amendment applications**

Thirty-two applications for amendment of documents were received across both state and local government in 2005–06. This represents a decrease of 28.8% on the 2004–05 figures. Figure 3 shows the yearly trend comparisons since 1992–93.

**Figure 3**

**Comparison of amendment applications received during the Act’s operation.**



**External review**

There is no longer a requirement in the Act to report on external review statistics. The Office of the Information Commissioner is now responsible under s. 101 of the Act for annual reporting of external review statistics to Parliament.

**Fees and charges**

During 2005–06, \$170,499.16 was collected in application fees for access to non-personal information and \$225,762.78 was collected in access and processing charges across the Queensland public sector including local government.

## Report on the operation of the Act

Section 108 of the Act requires that as soon as practicable after the end of each financial year, the minister administering the Act must prepare a report on the operation of the Act. Section 108 provides:

### '108 Report to Legislative Assembly by agencies and ministers

- (1) The minister administering this Act shall, as soon as practicable after the end of each financial year, prepare a report on the operation of this Act during that year and cause a copy of the report to be tabled in the Legislative Assembly.
- (2) The report is to include details of the difficulties (if any) encountered during the year by agencies and ministers in the administration of this Act.
- (3) Each responsible minister must, in relation to the agencies within the minister's portfolio and in relation to the minister's official documents, comply with any prescribed requirements concerning that information and the keeping of records for the purposes of this section.
- (4) A report under subsection (1) must include, in relation to the financial year to which it relates, particulars of the operations of each agency and minister under this Act including, in relation to each agency and minister—
  - (a) the number of applications for access under this Act made to each agency and to each minister; and
  - (b) the number of preliminary assessment notices and the number of final assessment notices given by each agency and by each minister; and
  - (c) the number of decisions not to give access to a document, the provisions of this Act under which matter was classified as exempt and the number of times each provision was invoked; and
  - (d) the number of applications under sections 52 for review of a decision, and, if the officer conducting the review confirmed, in whole or part, a decision classifying matter as exempt matter, the provision of this Act under which that decision was made; and
  - (e) the number of applications for amendment of information under this Act made to each agency and to each minister; and
  - (f) the number of applications under section 60 for review of a decision; and
  - (g) the number of notices served on the principal officer of the agency under section 20(1) and the number of decisions by the principal officer that were adverse to the person's claim; and

- (h) particulars of any disciplinary action taken against an officer in relation to the administration of this Act; and
  - (i) the amount of fees and charges collected by the agency or minister; and
  - (i) any other facts indicating an effort by the agency or minister to implement and administer this Act.
- (5) It is sufficient compliance with subsection (1) if the department's annual report for a financial year includes a report about the matters mentioned in this section.

**The appendices to the report** Appendices 1.1–1.14 show the FOI activity across the Queensland public sector in accordance with s.108(4) of the Act.

**Difficulties encountered**  
—s. 108(2) Agencies that reported difficulties in dealing with a backlog of applications were Department of Child Safety and Queensland Corrective Services. The Department of Child Safety created and filled extra permanent FOI positions to address the backlog. Although Queensland Corrective Services had a significant backlog of applications, it managed to reduce a large proportion by the end of the reporting period. Industrial Relations also reported that there have been additional responsibilities for decision makers since the amendments to the FOI Act came into force.

**Number of applications**  
—s.108(4)(a) The appendices to the report contain information detailing the number of applications made to each agency, and for official documents of Ministers:

- Appendix 1.1 Number of access applications (state government)
- Appendix 1.2 Number of access applications (local government)

Although reporting on the number of personal/non-personal applications for state and local government is not a requirement of the Act, this information has been included in the annual report (appendices 1.5 and 1.6) since its inception.

**Preliminary and final assessment notices**  
—s.108(4)(b) Following amendments to the Act in 2005 agencies are now required to report on the number of preliminary assessment notices (PANs) and the number of final assessment notices (FANs) given to applicants by each agency and each Minister.

Information about assessment notices on applications is contained in:

- Appendix 1.13 Preliminary and final assessment notices (state government)
- Appendix 1.14 Preliminary and final assessment notices (local government)

<b>Decisions not to give access – s.108(4)(c)</b>	<p>Information required by s.108(4)(c) of the Act is contained in:</p> <ul style="list-style-type: none"><li>■ Appendix 1.7 Action taken on documents (state government)</li><li>■ Appendix 1.8 Action taken on documents (local government).</li></ul>
<b>Action taken on documents considered</b>	<p>Access to documents may be granted in full or in part. A partially released document may have some information deleted or blacked out on the copy provided to the access applicant. Across state government agencies the total rate of full or partial access to documents granted for 2005–06 was 86.5%.</p>
<b>Internal review applications under ss. 52–s.108(4)(d)</b>	<p>The Act no longer requires the decision maker or review officer names to be included in the report.</p> <p>Information required under s.108(4)(d) of the Act is contained in:</p> <ul style="list-style-type: none"><li>■ Appendix 1.9 Internal review decisions (state government)</li><li>■ Appendix 1.10 Internal review decisions (local government).</li></ul>
<b>Applications for amendment of information—ss. 108(4)(e)(f)</b>	<p>Information required under ss.108(4)(e)(f) of the Act is contained in:</p> <ul style="list-style-type: none"><li>■ Appendix 1.3 Number of amendment applications and amendment internal reviews received (state government)</li><li>■ Appendix 1.4 Number of amendment applications and amendment internal reviews received (local government).</li></ul>
<b>Statement of Affairs and notices received—s. 108(4)(g)</b>	<p>Section 18 of the Act requires that each agency publish, at least yearly, a statement of affairs which should include a description of the agency’s structure and functions, the affect on members of the community, any arrangements for public participation in policy formulation, the kinds of documents held and access policies, and other aspects of the agency’s business. Under s.20(1) of the Act, a person can serve a notice on any agency contending that it is not complying with its obligation to publish a proper statement of affairs. There were no notices served in 2005–06.</p>
<b>Disciplinary action –s.108(4)(h)</b>	<p>There were no instances of disciplinary action arising from the administration of the Act.</p>

**Fees and charges collected by agencies—s.108(4)(i)**

Information about the amounts of fees and charges collected by agencies in the reporting period is contained in:

- Appendix 1.11 Fees and charges (state government)
- Appendix 1.12 Fees and charges (local government)

Some agencies reported significant changes in the amount of fees and charges collected in 2005–06 compared to the previous period. The amount of fees and charges collected by the Department of Employment and Training, increased from \$1,627.35 to \$17,058.65, Queensland Police increased from \$29,462.32 to \$38,150.26 and Emergency Services increased from \$8,165.83 to \$16,043.49. Agencies reporting significant decreases in the amount of fees and charges collected include Department of Industrial Relations (\$86,584.38 to \$70,108.39), Environmental Protection Agency (\$20,818.95 to \$11,643.75) and Department of the Premier and Cabinet (\$5,434.10 to \$2,070.05).

The total amount of fees and charges collected by agencies remains low; representing a small part of the costs incurred by agencies in administering the Act.

A factor that influences the amount of charges collected by agencies is the requirement that there are no processing charges for applications that take less than two hours to process. Some agencies will collect less in charges simply because a greater proportion of non-personal applications received can be dealt with in less than two hours. Another factor is that agencies give applicants the opportunity to reframe the terms of their application with a view to reducing charges once the notice of preliminary assessment is given.

**Efforts in Administering the Act—s. 108(4)(j)**

Section 108(4)(j) of the Act requires this report to detail any efforts made by the agency or minister in administering the Act.

The reporting period saw the continued implementation of many of the recommendations made by the Legal, Constitutional and Administrative Review Committee in Report No 32 of 2001 on Freedom of Information in Queensland (the LCARC Report). This report followed an inquiry lasting almost three years, which was the first public inquiry into the operation of the Act since its introduction in 1992.

**Legislative changes**

Many of the legislative changes recommended by LCARC were incorporated into the Act by the *Freedom of Information and Other Legislation Amendment Act 2005*, which received assent on 31 May 2005. The amendments, which were described in detail in the *2004–05 Annual Report*, came into force over a period of three months, from 31 May 2005 to 1 September 2005. The insertion of s.11E of the Act which prevents a specified class of offenders from seeking access to risk assessment documents has decreased the number of applications for Corrective Services.

One of the greatest challenges faced by the lead agency and FOI practitioners during the reporting period was gaining an understanding of the amendments, and significant resources were devoted to developing and conducting information and training sessions, and related materials, to assist officers to understand and apply the amended Act.

### **Non-legislative changes**

The non-legislative recommendations arising from the LCARC inquiry generally related to the whole-of-government coordination and promotion of FOI in Queensland. In the period 2005–06, as government lead agency for FOI the Department of Justice and Attorney-General developed a strategy to coordinate the implementation of some of the recommendations.

### **Key initiatives**

The department's FOI and Privacy Unit has concentrated its sector leadership effort in the areas of education and training, information and support, community awareness and policy and legislation.

#### *Education and training*

This initiative aims to improve FOI decision-making across the public sector, provide FOI practitioners with flexible, targeted training opportunities, and to support in-house training for agencies. There is a dedicated position for FOI and privacy training, which plans and coordinates FOI and Privacy training initiatives across the Queensland public sector.

For the 2005–06 reporting period fourteen FOI training sessions were conducted in Brisbane and regional areas with a total of 244 people trained. The sessions were attended not only by new or inexperienced FOI decision-makers and support staff, but also by experienced officers looking to refresh or update their skills in a particular area.

#### *Information and support*

The department's FOI and Privacy Unit also provides Queenslanders with information about FOI and offers a timely support and advice service for FOI practitioners through publications and the FOI help line. Another initiative was the design of the Queensland FOI website <[www.foi.qld.gov.au](http://www.foi.qld.gov.au)> which provides information to the community and agencies on the FOI process in Queensland.

Support to FOI officers is also promoted through the continued work of the state government FOI network. This network serves to disseminate information and provide a forum for discussion on general FOI issues of common concern to practitioners. During the year, the first local government FOI network was established to provide similar support for FOI officers in councils in south-east Queensland. In the first six months of 2006, FOI training for local government was conducted in the Cairns, Mackay, Brisbane and Toowoomba areas. The need for training in local government areas was confirmed by the gratitude and enthusiasm of the decision makers who attended the Justice and Attorney-General training sessions.

### *Community awareness*

In addition to assisting the public sector, the FOI and Privacy Unit promotes awareness of FOI and administrative access schemes to the broader community and groups such as the media, private legal practitioners and community groups, through the state government FOI website and the help line. The unit is exploring further initiatives to assist members of the public, the legal profession and public interest groups to make more effective use of the rights of access to information conferred by the FOI Act.

The Queensland Freedom of Information website <[www.foi.qld.gov.au](http://www.foi.qld.gov.au)> is a comprehensive site with information on the Act as well as contacts for other state government departments and agencies. Freedom of Information brochures are held by the Department of Justice and Attorney-General and other agencies. Topical information sheets are available on frequently asked questions at the website.

### *Policy and legislation*

The FOI and Privacy Unit continues to be actively involved in policy development and legislative review of FOI legislation, in consultation with stakeholders and through informal consultation groups comprised of unit staff and experienced FOI officers in other agencies.

## **Other efforts in administering the Act**

### *Administrative access*

Administrative access schemes are an alternative to seeking access to documents under the Act. Agencies generally provide access through administrative release where, for example, the applicant is seeking access to their own personal information, or where the information is generally publicly accessible as a public register. Access through an administrative scheme may be provided on payment of a fee, or for no fee at all, depending on the information. It is often the case that access to documents under an administrative access scheme is provided within a shorter period than under FOI.

The administrative release of documents by Queensland Health continues to be far in excess of FOI applications processed. Without the administrative access scheme the number of FOI applications that would have been received by Queensland Health would have been significantly larger. Similarly the administrative access scheme put in place by the Department of Industrial Relations, has reduced the number of reviews of FOI access decisions for that department to very low levels.



### **APPENDICES 1.1–1.14**

The appendices to the report provide consolidated information about applications made, and decisions given, across the Queensland public sector including local government for 2005–06.

The appendices contain information that is required to be reported on under ss. 108(4)(a)(b)(c)(d)(e)(f)(i) of the Act.

Information relating to the other requirements of s.108 is contained in the main body of the FOI annual report.

### **TABLES**

The information contained in the following tables has been collected and supplied by agencies. Care has been taken to confirm the accuracy of data and to ensure that relevant agencies were consulted before the finalisation of this report.

The total number of applications received (appendices 1.5 and 1.6) does not include applications brought forward from the previous year.



## Appendix 1.1: Number of access applications (state government)

**Appendix 1.1 - s.108(4)(a)  
Number of Access Applications (State Government)**  
Those agencies with nil returns have not been included

PORTFOLIO/AGENCY	On Hand 1 July B/Fwd	Received	Dispatched on Transfer	Withdrawn	Total	Finalised 30 June	On Hand 30 June C/Fwd	Internal Reviews	
								Received	% of Applies
<b>CHILD SAFETY</b>									
OFFICE OF THE MINISTER FOR CHILD SAFETY	0	0	0	0	0	0	0	0	0
DEPARTMENT OF CHILD SAFETY	281	631	4	168	740	531	209	10	1.9
<b>PORTFOLIO TOTAL</b>	<b>281</b>	<b>631</b>	<b>4</b>	<b>168</b>	<b>740</b>	<b>531</b>	<b>209</b>	<b>10</b>	<b>1.9</b>
<b>COMMUNITIES</b>									
DEPARTMENT OF COMMUNITIES	33	33	0	11	55	28	27	1	3.6
<b>ABORIGINAL &amp; TORRES STRAIT ISLANDER POLICY</b>									
DEPARTMENT OF ABORIGINAL AND TORRES STRAIT ISLANDER POLICY	270	53	0	272	51	29	22	0	0.0
<b>DISABILITY SERVICES</b>									
DISABILITY SERVICES QUEENSLAND	22	13	0	4	31	21	10	0	0.0
<b>PORTFOLIO TOTAL</b>	<b>325</b>	<b>99</b>	<b>0</b>	<b>287</b>	<b>137</b>	<b>78</b>	<b>59</b>	<b>1</b>	<b>1.3</b>
<b>CORRECTIVE SERVICES</b>									
DEPARTMENT OF CORRECTIVE SERVICES	240	711	1	147	803	624	179	17	2.7
<b>PORTFOLIO TOTAL</b>	<b>240</b>	<b>711</b>	<b>1</b>	<b>147</b>	<b>803</b>	<b>624</b>	<b>179</b>	<b>17</b>	<b>2.7</b>
<b>CRIME AND MISCONDUCT COMMISSION</b>									
CRIME AND MISCONDUCT COMMISSION	3	37	0	1	39	36	3	10	27.8
<b>PORTFOLIO TOTAL</b>	<b>3</b>	<b>37</b>	<b>0</b>	<b>1</b>	<b>39</b>	<b>36</b>	<b>3</b>	<b>10</b>	<b>27.8</b>

**Appendix 1.1 - s.108(4)(a)**  
**Number of Access Applications (State Government)**

Those agencies with nil returns have not been included

PORTFOLIO/AGENCY	On Hand 1 July B/Fwd	Received	Dispatched on Transfer	Withdrawn	Total	Finalised 30 June	On Hand 30 June C/Fwd	Internal Reviews	
								Received	% of Applies
<b>EDUCATION AND THE ARTS</b>									
MINISTER FOR EDUCATION AND THE ARTS	0	0	0	0	0	0	0	0	0.0
DEPARTMENT OF EDUCATION	27	177	0	42	162	126	36	13	10.3
QUEENSLAND MUSEUM	0	1	0	0	1	1	0	0	0.0
UNIVERSITY OF QUEENSLAND	7	59	0	0	66	63	3	15	23.8
QUEENSLAND UNIVERSITY OF TECHNOLOGY	0	3	0	0	3	3	0	0	0.0
QUEENSLAND COLLEGE OF TEACHERS	0	1	0	0	1	1	0	0	0.0
UNIVERSITY OF THE SUNSHINE COAST	2	3	0	1	4	3	1	1	33.3
UNIVERSITY OF SOUTHERN QUEENSLAND	1	13	0	3	11	5	6	1	20.0
QUEENSLAND STUDIES AUTHORITY	0	8	0	0	8	8	0	0	0.0
GRIFFITH UNIVERSITY	1	11	0	2	10	8	2	3	37.5
CENTRAL QUEENSLAND UNIVERSITY	0	3	0	0	3	3	0	0	0.0
JAMES COOK UNIVERSITY	4	21	0	6	19	17	2	2	11.8
LEARNING NETWORK QUEENSLAND	0	1	0	0	1	1	0	0	0.0
<b>PORTFOLIO TOTAL</b>	<b>42</b>	<b>301</b>	<b>0</b>	<b>54</b>	<b>289</b>	<b>239</b>	<b>50</b>	<b>35</b>	<b>14.6</b>
<b>EMERGENCY SERVICES</b>									
MINISTER FOR EMERGENCY SERVICES	0	0	0	0	0	0	0	0	0.0
DEPARTMENT OF EMERGENCY SERVICES	25	391	3	45	368	321	47	7	2.2
<b>PORTFOLIO TOTAL</b>	<b>25</b>	<b>391</b>	<b>3</b>	<b>45</b>	<b>368</b>	<b>321</b>	<b>47</b>	<b>7</b>	<b>2.2</b>
<b>EMPLOYMENT AND TRAINING</b>									
DEPARTMENT OF EMPLOYMENT AND TRAINING	20	235	5	37	213	191	22	0	0.0
<b>PORTFOLIO TOTAL</b>	<b>20</b>	<b>235</b>	<b>5</b>	<b>37</b>	<b>213</b>	<b>191</b>	<b>22</b>	<b>0</b>	<b>0.0</b>

## Appendix 1.1: Number of access applications (state government)

### Appendix 1.1 - s.108(4)(a) Number of Access Applications (State Government)

Those agencies with nil returns have not been included

PORTFOLIO/AGENCY	On Hand 1 July B/Fwd	Received	Dispatched on Transfer	Withdrawn	Total	Finalised 30 June	On Hand 30 June C/Fwd	Internal Reviews	
								Received	% of Applies
<b>ENERGY</b>									
OFFICE OF THE MINISTER FOR ENERGY	0	0	0	0	0	0	0	0	0.0
DEPARTMENT OF ENERGY									
ENERGEX LIMITED	0	42	0	0	42	40	2	1	2.5
ERCON ENERGY CORPORATION LIMITED	1	6	0	0	7	5	2	0	0.0
POWERLINK QUEENSLAND	0	1	0	0	1	1	0	0	0.0
<b>PORTFOLIO TOTAL</b>	<b>1</b>	<b>49</b>	<b>0</b>	<b>0</b>	<b>50</b>	<b>46</b>	<b>4</b>	<b>1</b>	<b>2.2</b>
<b>ENVIRONMENT</b>									
ENVIRONMENTAL PROTECTION AGENCY	8	95	0	16	87	75	12	6	8.0
<b>PORTFOLIO TOTAL</b>	<b>8</b>	<b>95</b>	<b>0</b>	<b>16</b>	<b>87</b>	<b>75</b>	<b>12</b>	<b>6</b>	<b>8.0</b>
<b>HEALTH</b>									
MINISTER FOR HEALTH	0	2	0	0	2	0	2	0	0.0
SUB TOTAL - MINISTER FOR HEALTH	0	2	0	0	2	0	2	0	0
<b>QUEENSLAND HEALTH</b>									
CORPORATE OFFICE & STATEWIDE	31	119	1	40	109	72	37	13	18.1
BAYSIDE HEALTH SERVICE DISTRICT	2	16	0	6	12	11	1	0	0.0
BOWEN HEALTH SERVICE DISTRICT	1	3	0	0	4	3	1	0	0.0
BUNDABERG HEALTH SERVICE DISTRICT	18	74	0	6	86	79	7	0	0.0
CAIRNS HEALTH SERVICE DISTRICT	16	47	0	16	47	19	28	1	5.3
CENTRAL HIGHLANDS HEALTH SERVICE DISTRICT	0	1	1	0	0	0	0	0	0.0
CENTRAL WEST HEALTH SERVICE DISTRICT	0	7	0	2	5	5	0	0	0.0
CHARLEVILLE HEALTH SERVICE DISTRICT	0	3	3	0	0	0	0	0	0.0

**Appendix 1.1 - s.108(4)(a)**  
**Number of Access Applications (State Government)**

Those agencies with nil returns have not been included

PORTFOLIO/AGENCY	On Hand 1 July B/Fwd	Received	Dispatched on Transfer	Withdrawn	Total	Finalised 30 June	On Hand 30 June C/Fwd	Internal Reviews	
								Received	% of Applies
CHARTERS TOWERS HEALTH SERVICE DISTRICT	4	7	0	2	9	7	2	0	0.0
FRASER COAST HEALTH SERVICE DISTRICT	4	46	0	3	47	45	2	0	0.0
GLADSTONE HEALTH SERVICE DISTRICT	1	7	1	1	6	6	0	0	0.0%
GOLD COAST HEALTH SERVICE DISTRICT	44	221	4	22	239	174	65	4	2.3
GYMPIE HEALTH SERVICE DISTRICT	1	6	0	0	7	6	1	0	0.0
INNISFAIL HEALTH SERVICE DISTRICT	2	7	0	0	9	8	1	4	50.0
LOGAN-BEAUESERT HEALTH SERVICE DISTRICT	5	79	0	19	65	58	7	0	0.0
MACKAY HEALTH SERVICE DISTRICT	4	31	2	6	27	20	7	1	5.0
MOUNT ISA HEALTH SERVICE DISTRICT	0	10	0	0	10	10	0	0	0.0
NORTH BURNETT HEALTH SERVICE DISTRICT	0	1	0	0	1	1	0	0	0.0
NORTHERN DOWNS HEALTH SERVICE DISTRICT	0	5	0	0	5	5	0	0	0.0
PRINCESS ALEXANDRA HOSPITAL HEALTH SERVICE DISTRICT	67	445	0	114	398	329	69	1	0.0
QEII HOSPITAL HEALTH SERVICE DISTRICT	1	60	0	7	54	51	3	0	0.0
REDCLIFFE-CABOOLTURE HEALTH SERVICE DISTRICT	6	53	0	1	58	50	8	0	0.0
ROCKHAMPTON HEALTH SERVICE DISTRICT	5	32	0	8	29	26	3	1	3.8
ROMA HEALTH SERVICE DISTRICT	0	3	0	1	2	2	0	0	0.0
ROYAL BRISBANE & WOMEN'S HOSPITAL HEALTH SERVICE DISTRICT	70	518	1	44	543	409	134	0	0.0
ROYAL CHILDREN'S HOSPITAL HEALTH SERVICE DISTRICT	43	46	0	4	85	74	11	0	0.0
SOUTH BURNETT HEALTH SERVICE DISTRICT	0	3	0	1	2	2	0	0	0.0

## Appendix 1.1: Number of access applications (state government)

### Appendix 1.1 - s.108(4)(a) Number of Access Applications (State Government)

Those agencies with nil returns have not been included

PORTFOLIO/AGENCY	On Hand 1 July B/Fwd	Received	Dispatched on Transfer	Withdrawn	Total	Finalised 30 June	On Hand 30 June C/Fwd	Internal Reviews	
								Received	% of Applies
SOUTHERN DOWNS HEALTH SERVICE DISTRICT	0	4	0	0	4	4	0	0	0.0
SUNSHINE COAST HEALTH SERVICE DISTRICT	2	36	0	1	37	34	3	0	0.0
TABLELANDS HEALTH SERVICE DISTRICT	1	11	0	0	12	12	0	0	0.0
THE PRINCE CHARLES HOSPITAL HEALTH SERVICE DISTRICT	13	260	0	2	271	262	9	0	0.0
TOOWOOMBA HEALTH SERVICE DISTRICT	13	124	1	10	126	109	17	1	0.9
TOWNSVILLE HEALTH SERVICE DISTRICT	15	49	2	11	51	48	3	4	8.3
WEST MORETON HEALTH SERVICE DISTRICT	18	240	1	47	210	193	17	3	1.6
SUB TOTAL - QUEENSLAND HEALTH	387	2,574	17	374	2,570	2,134	436	33	1.5
<b>STATUTORY AUTHORITIES</b>									
HEALTH PRACTITIONER REGISTRATION BOARDS	24	67	0	4	87	67	20	10	14.9
HEALTH RIGHTS COMMISSION	9	31	0	0	40	34	6	2	5.9
MENTAL HEALTH REVIEW TRIBUNAL	0	1	1	0	0	0	0	0	0.0
QUEENSLAND NURSING COUNCIL	1	8	0	1	8	7	1	3	42.9
SUB TOTAL - STATUTORY AUTHORITIES	34	107	1	5	135	108	27	15	13.9
<b>PORTFOLIO TOTAL</b>	<b>421</b>	<b>2,683</b>	<b>18</b>	<b>379</b>	<b>2,707</b>	<b>2,242</b>	<b>465</b>	<b>48</b>	<b>2.1</b>
<b>INDUSTRIAL RELATIONS</b>									
OFFICE OF THE MINISTER FOR INDUSTRIAL RELATIONS	0	1	0	0	1	1	0	0	0.0
DEPARTMENT OF INDUSTRIAL RELATIONS	80	965	0	38	1007	928	79	3	0.3
WORKCOVER QUEENSLAND	61	304	0	54	311	303	8	12	4.0
QCOMP	0	76	0	13	63	59	4	1	1.7
<b>PORTFOLIO TOTAL</b>	<b>141</b>	<b>1346</b>	<b>0</b>	<b>105</b>	<b>1382</b>	<b>1291</b>	<b>91</b>	<b>16</b>	<b>1.2</b>

**Appendix 1.1 - s.108(4)(a)**  
**Number of Access Applications (State Government)**

Those agencies with nil returns have not been included

PORTFOLIO/AGENCY	On Hand 1 July B/Fwd	Received	Dispatched on Transfer	Withdrawn	Total	Finalised 30 June	On Hand 30 June C/Fwd	Internal Reviews	
								Received	% of Applies
<b>JUSTICE AND ATTORNEY-GENERAL</b>									
DEPARTMENT OF JUSTICE AND ATTORNEY-GENERAL	25	151	0	30	146	104	42	7	6.7
PUBLIC TRUST OFFICE	3	29	0	2	30	27	3	1	3.7
LEGAL AID QUEENSLAND	9	100	1	4	104	99	5	2	2.0
LEGAL SERVICES COMMISSION	0	5	0	2	3	3	0	0	0.0
ANTI-DISCRIMINATION COMMISSION	1	3	0	1	3	3	0	0	0.0
<b>PORTFOLIO TOTAL</b>	<b>38</b>	<b>288</b>	<b>1</b>	<b>39</b>	<b>286</b>	<b>236</b>	<b>50</b>	<b>10</b>	<b>4.2</b>
<b>LOCAL GOVT, PLANNING, SPORT &amp; RECREATION</b>									
DEPARTMENT OF LOCAL GOVERNMENT, PLANNING SPORT AND RECREATION	0	40	4	2	34	29	5	4	13.8
MAJOR SPORTS FACILITIES AUTHORITY	0	3	0	0	3	3	0	1	33.3
<b>PORTFOLIO TOTAL</b>	<b>0</b>	<b>43</b>	<b>4</b>	<b>2</b>	<b>37</b>	<b>32</b>	<b>5</b>	<b>5</b>	<b>15.6</b>
<b>NATURAL RESOURCES MINES AND WATER</b>									
DEPARTMENT OF NATURAL RESOURCES MINES AND WATER	29	275	2	44	258	229	29	37	16.2
<b>PORTFOLIO TOTAL</b>	<b>29</b>	<b>275</b>	<b>2</b>	<b>44</b>	<b>258</b>	<b>229</b>	<b>29</b>	<b>37</b>	<b>16.2</b>
<b>OMBUDSMAN</b>									
QUEENSLAND OMBUDSMAN	4	17	0	3	18	18	0	0	0.0
<b>PORTFOLIO TOTAL</b>	<b>4</b>	<b>17</b>	<b>0</b>	<b>3</b>	<b>18</b>	<b>18</b>	<b>0</b>	<b>0</b>	<b>0.0</b>



## Appendix 1.1: Number of access applications (state government)

### Appendix 1.1 - s.108(4)(a) Number of Access Applications (State Government)

Those agencies with nil returns have not been included

PORTFOLIO/AGENCY	On Hand 1 July B/Fwd	Received	Dispatched on Transfer	Withdrawn	Total	Finalised 30 June	On Hand 30 June C/Fwd	Internal Reviews	
								Received	% of Applies
<b>POLICE</b>									
QUEENSLAND POLICE SERVICE	129	2443	0	374	2198	2184	14	62	2.8
<b>PORTFOLIO TOTAL</b>	<b>129</b>	<b>2443</b>	<b>0</b>	<b>374</b>	<b>2198</b>	<b>2184</b>	<b>14</b>	<b>62</b>	<b>2.8</b>
<b>PREMIER AND CABINET</b>									
OFFICE OF THE PREMIER	3	4	0	0	7	6	1	3	50.0
DEPARTMENT OF THE PREMIER AND CABINET	5	13	0	1	17	16	1	3	18.8
THE COORDINATOR-GENERAL	0	2	0	1	1	1	0	0	0.0
OFFICE OF URBAN MANAGEMENT	0	7	0	0	7	7	0	3	42.9
QUEENSLAND AUDIT OFFICE	0	3	0	1	2	1	1	1	100.0
SOUTH BANK CORPORATION	0	1	0	0	1	1	0	0	0.0
COMMISSION FOR CHILDREN AND YOUNG PEOPLE AND CHILD GUARDIAN	3	16	0	0	19	14	5	2	14.3
OFFICE OF PUBLIC SERVICE MERIT AND EQUITY	0	7	1	2	4	3	1	1	33.3
<b>PORTFOLIO TOTAL</b>	<b>11</b>	<b>53</b>	<b>1</b>	<b>5</b>	<b>58</b>	<b>49</b>	<b>9</b>	<b>13</b>	<b>26.5</b>
<b>PRIMARY INDUSTRIES AND FISHERIES</b>									
OFFICE OF THE MINISTER	0	0	0	0	0	0	0	0	0
DEPARTMENT OF PRIMARY INDUSTRIES AND FISHERIES	14	79	2	20	71	65	6	11	16.9
QUEENSLAND RURAL ADJUSTMENT AUTHORITY	0	2	0	0	2	2	0	0	0.0
<b>PORTFOLIO TOTAL</b>	<b>14</b>	<b>81</b>	<b>2</b>	<b>20</b>	<b>73</b>	<b>67</b>	<b>6</b>	<b>11</b>	<b>16.4</b>
<b>PUBLIC WORKS</b>									
DEPARTMENT OF PUBLIC WORKS	2	23	0	5	20	18	2	4	22.2
BOARD OF PROFESSIONAL ENGINEERS	0	2	0	0	2	2	0		0.0
QUEENSLAND RACING	0	3	0	1	2	2	0	1	50.0

**Appendix 1.1 - s.108(4)(a)**  
**Number of Access Applications (State Government)**

Those agencies with nil returns have not been included

PORTFOLIO/AGENCY	On Hand 1 July B/Fwd	Received	Dispatched on Transfer	Withdrawn	Total	Finalised 30 June	On Hand 30 June C/Fwd	Internal Reviews	
								Received	% of Applies
DEPARTMENT OF HOUSING	4	43	0	3	44	39	5	8	20.5
BUILDING SERVICES AUTHORITY	36	119	0	13	142	111	31	6	5.4
ADJUDICATION REGISTRY (BUILDING AND CONSTRUCTION INDUSTRY)	0	1	0	0	1	1	0	0	0.0
RESIDENTIAL TENANCIES AUTHORITY	4	7	0	0	11	11	0	0	0.0
<b>PORTFOLIO TOTAL</b>	<b>46</b>	<b>198</b>	<b>0</b>	<b>22</b>	<b>222</b>	<b>184</b>	<b>38</b>	<b>19</b>	<b>10.3</b>
<b>STATE DEVELOPMENT</b>									
DEPARTMENT OF STATE DEVELOPMENT, TRADE AND INNOVATION	0	15	0	0	15	15	0	0	0.0
<b>PORTFOLIO TOTAL</b>	<b>0</b>	<b>15</b>	<b>0</b>	<b>0</b>	<b>15</b>	<b>15</b>	<b>0</b>	<b>0</b>	<b>0.0</b>
<b>TOURISM FAIR TRADING AND WINE INDUSTRY DEVELOPMENT</b>									
DEPARTMENT OF TOURISM, FAIR TRADING AND WINE INDUSTRY DEVELOPMENT	12	80	2	7	83	73	10	3	4.1
TOURISM QUEENSLAND	0	3	0	0	3	3	0	0	0.0
<b>PORTFOLIO TOTAL</b>	<b>12</b>	<b>83</b>	<b>2</b>	<b>7</b>	<b>86</b>	<b>76</b>	<b>10</b>	<b>3</b>	<b>3.9</b>
<b>TRANSPORT</b>									
OFFICE OF THE MINISTER	0	1	0	1	0	0	0	0	0.0
MAIN ROADS	11	88	0	18	81	71	10	5	7.0
QUEENSLAND TRANSPORT	55	456	0	99	412	357	55	16	4.5
CENTRAL QUEENSLAND PORTS AUTHORITY	0	1	0	0	1	1	0	0	0.0
PORT OF BRISBANE CORPORATION	0	1	0	0	1	1	0	0	0.0
QUEENSLAND RAIL	12	134	0	14	132	115	17	13	11.3
<b>PORTFOLIO TOTAL</b>	<b>78</b>	<b>681</b>	<b>0</b>	<b>132</b>	<b>627</b>	<b>545</b>	<b>82</b>	<b>34</b>	<b>6.2</b>

## Appendix 1.1: Number of access applications (state government)

### Appendix 1.1 - s.108(4)(a) Number of Access Applications (State Government)

Those agencies with nil returns have not been included

PORTFOLIO/AGENCY	On Hand 1 July B/Fwd	Received	Dispatched on Transfer	Withdrawn	Total	Finalised 30 June	On Hand 30 June C/Fwd	Internal Reviews	
								Received	% of Applies
<b>TREASURY</b>									
BOARD OF TRUSTEES OF STATE PUBLIC SECTOR SUPER FUND	1	11	0	2	10	9	1	1	11.1
NOMINAL DEFENDANT	0	2	0	0	2	1	1	1	100.0
TREASURER	1	7	1		7	6	1	1	16.7
TREASURY DEPARTMENT	9	40	0	9	40	32	8	6	18.8
<b>PORTFOLIO TOTAL</b>	<b>11</b>	<b>60</b>	<b>1</b>	<b>11</b>	<b>59</b>	<b>48</b>	<b>11</b>	<b>9</b>	<b>18.8</b>
<b>GRAND TOTAL</b>	<b>1879</b>	<b>10815</b>	<b>44</b>	<b>1898</b>	<b>10752</b>	<b>9357</b>	<b>1395</b>	<b>354</b>	<b>3.8</b>

## Appendix 1.2: Number of access applications (local government)

### Appendix 1.2 - s.108(4)(a) Number of Access Applications (Local Government)

Those agencies with nil returns have not been included

PORTFOLIO/AGENCY	On Hand 1 Jul B/Fwd	Received	Dispatched on Transfer	Withdrawn	Total	Finalised 30 June	On Hand 30 June C/Fwd	Internal Reviews	
								Received	% of Applies
<b>LOCAL GOVERNMENT</b>									
Atherton Shire Council	0	3	0	0	3	3	0	0	0
Bauhinta Shire Council	0	1	0	0	1	1	0	0	0
Beaudesert Shire Council	1	28	0	2	27	24	3	2	8.3
Belyando Shire Council	0	2	0	1	1	1	0	0	0
Bowen Shire Council	0	1	0	0	1	1	0	0	0
Brisbane City Council	68	304	0	10	362	251	111	44	17.5
Burdekin Shire Council	1	5	0	1	5	4	1	0	0
Caboolture Shire Council	4	50	0	7	47	36	11	3	8.3
Cairns City Council	7	41	0	4	44	43	1	1	2.5
Caloundra City Council	1	89	0	2	88	87	1	12	13.7
Cambooya Shire Council	0	2	0	0	2	2	0	0	0
Cardwell Shire Council	0	1	0	0	1	1	0	0	0
Chinchilla Shire Council	0	1	1	0	0	0	0	0	0
Cook Shire Council	0	6	0	1	5	4	1	2	50
Cooloolah Shire Council	1	11	0	0	12	10	2	1	10
Crows Nest Shire Council	0	9	0	0	9	9	0	0	0
Dalby Town Council	0	3	0	1	2	1	1	0	0
Douglas Shire Council	3	12	0	2	13	10	3	1	10
Eacham Shire Council	0	1	0	0	1	1	0	0	0
Emerald Shire Council	0	2	0	0	2	2	0	0	0
Esk Shire Council	0	4	0	2	2	2	0	0	0
Gatton Shire Council	2	20	0	0	22	8	14	8	100
Gayndah Shire Council	0	1	0	0	1	0	1	0	0
Gladstone City Council	1	2	0	0	3	2	1	0	0
Gold Coast City Council	20	235	0	15	240	230	10	12	5.2
Goondiwindi Town Council	1	1	0	0	2	0	2	0	0
Hervey Bay City Council	0	24	0	3	21	21	0	5	23.8
Hinchinbrook Shire Council	0	1	0	0	1	0	1	0	0
Inglewood Shire Council	0	1	0	0	1	1	0	0	0
Ipswich City Council	6	54	0	15	45	43	2	5	11.6
Isis Shire Council	0	3	0	0	3	2	1	0	0
Kilcoy Shire Council	0	3	0	0	3	3	0	0	0

## Appendix 1.2: Number of access applications (local government)

### Appendix 1.2 - s.108(4)(a) Number of Access Applications (Local Government)

Those agencies with nil returns have not been included

PORTFOLIO/AGENCY	On Hand 1 Jul B/Fwd	Received	Dispatched on Transfer	Withdrawn	Total	Finalised 30 June	On Hand 30 June C/Fwd	Internal Reviews	
								Received	% of Applies
Kingaroy Shire Council	0	2	0	0	2	2	0	0	0
Kolan Shire Council	0	2	0	0	2	2	0	0	0
Laidley Shire Council	3	7	0	1	9	9	0	1	10
Livingstone Shire Council	2	7	0	1	8	6	2	0	0
Logan City Council	8	69	0	11	66	57	9	5	8.7
Mackay City Council	1	22	1	4	18	15	3	1	6.6
Mareeba Shire Council	0	3	0	0	3	0	3	0	0
Maroochy Shire Council	3	56	0	6	53	43	10	2	4.6
Maryborough City Council	0	6	0	0	6	6	0	0	0
Mirani Shire Council	0	5	0	0	5	5	0	0	0
Miriam Vale Shire Council	0	2	0	0	2	2	0	0	0
Monto Shire Council	0	1	0	0	1	1	0	0	0
Mount Isa City Council	0	1	1	0	0	0	0	0	0
Murweh Shire Council	0	7	0	0	7	5	2	0	0
Nanango Shire Council	1	2	0	0	3	1	2	0	0
Pine Rivers Shire Council	1	40	0	0	41	38	3	3	7.8
Redcliffe City Council	3	5	0	1	7	5	2	0	0
Redland Shire Council	11	55	0	12	54	40	14	10	25
Rockhampton City Council	0	7	0	0	7	7	0	0	0
Rosalie Shire Council	1	1	0	0	2	2	0	0	0
Sarina Shire Council	0	3	3	0	0	0	0	0	0
Thuringowa City Council	7	8	8	1	6	5	1	1	20
Tiaro Shire Council	0	1	0	0	1	1	0	0	0
Toowoomba City Council	0	22	0	4	18	16	2	2	12.5
Torres Shire Council	0	2	2	0	0	0	0	0	0
Townsville City Council	0	19	0	1	18	16	2	1	6.25
Warwick Shire Council	0	6	0	0	6	6	0	0	0
Whitsunday Shire Council	0	9	0	2	7	5	2	1	20
<b>TOTAL</b>	<b>157</b>	<b>1291</b>	<b>16</b>	<b>110</b>	<b>1322</b>	<b>1098</b>	<b>224</b>	<b>123</b>	<b>11.2</b>

## Appendix 1.3: Number of amended applications and amendment internal reviews received (state government)

### Appendix 1.3 Number of Amendment Applications (State Government)

Those agencies with nil returns have not been included

PORTFOLIO/AGENCY	On Hand 1 July B/Fwd	Received	Total	Finalised 31 August	On Hand 31 August	Documents Altered	Documents Notated	Amendment Refused
<b>REPORTING PERIOD 1 JULY 2005 TO 31 AUGUST 2005</b>								
<b>CORRECTIVE SERVICES</b>								
DEPARTMENT OF CORRECTIVE SERVICES	3	3	6	1	5	0	0	1
			0		0			
<b>TOTAL</b>	<b>3</b>	<b>3</b>	<b>6</b>	<b>1</b>	<b>5</b>	<b>0</b>	<b>0</b>	<b>1</b>
<b>POLICE</b>								
QUEENSLAND POLICE SERVICE	0	1	1	1	0	0	1	0
<b>TOTAL</b>	<b>0</b>	<b>1</b>	<b>1</b>	<b>1</b>	<b>0</b>	<b>0</b>	<b>1</b>	<b>0</b>
			0		0			
<b>GRAND TOTAL</b>	<b>3</b>	<b>4</b>	<b>7</b>	<b>2</b>	<b>5</b>	<b>0</b>	<b>1</b>	<b>1</b>

### Appendix 1.3: Number of amended applications and amendment internal reviews received (state government)

**Appendix 1.03 - s.108(4)(e)(f)**  
**Number of Amendment Applications and Amendment Internal Reviews received (State Government)**  
 Those agencies with nil returns have not been included

PORTFOLIO/AGENCY	Amendment Applications Received	Amendment Internal Reviews Received	PORTFOLIO/AGENCY	Amendment Applications Received	Amendment Internal Reviews Received
<b>Reporting period 1 September 2005 to 30 June 2006</b>					
<b>CHILD SAFETY</b>			<b>INDUSTRIAL RELATIONS</b>		
DEPARTMENT OF CHILD SAFETY	1	0	WORKCOVER QUEENSLAND	1	1
<b>TOTAL</b>	<b>1</b>	<b>0</b>	<b>TOTAL</b>	<b>1</b>	<b>1</b>
<b>EDUCATION AND THE ARTS</b>			<b>NATURAL RESOURCES, MINES AND WATER</b>		
UNIVERSITY OF SOUTHERN QUEENSLAND	1	0	DEPARTMENT OF NATURAL RESOURCES, MINES AND WATER	1	0
GRIFFITH UNIVERSITY	1	1	<b>TOTAL</b>	<b>1</b>	<b>0</b>
<b>TOTAL</b>	<b>2</b>	<b>1</b>	<b>POLICE</b>		
<b>QUEENSLAND HEALTH</b>			QUEENSLAND POLICE SERVICE	10	1
CORPORATE OFFICE & STATEWIDE SERVICES	1	1	<b>TOTAL</b>	<b>10</b>	<b>1</b>
FRASER COAST HEALTH SERVICE DISTRICT	3	0	<b>PUBLIC WORKS</b>		
GOLD COAST HEALTH SERVICE DISTRICT	2	0	DEPARTMENT OF HOUSING	2	0
ROCKHAMPTON HEALTH SERVICE DISTRICT	1	1	<b>TOTAL</b>	<b>2</b>	<b>0</b>
TOOWOOMBA HEALTH SERVICE DISTRICT	1	0	<b>GRAND TOTAL</b>	<b>28</b>	<b>7</b>
TOWNSVILLE HEALTH SERVICE DISTRICT	1	0			
<b>STATUTORY AUTHORITIES</b>					
OFFICE OF HEALTH PRACTITIONER REGISTRATION BOARDS	1	1			
QUEENSLAND NURSING COUNCIL	1	1			
<b>TOTAL</b>	<b>11</b>	<b>4</b>			

## **Appendix 1.4: Number of amended applications (local government)**

**Nothing to report for this period.**



## Appendix 1.5: Types of FOI applications (state government)

**Appendix 1.5**  
**Types of FOI Applications (State Government)**  
*Those agencies with nil returns have not been included*

Portfolio/Agency	Personal		Non-Personal		Total Number
	Number	%	Number	%	
<b>CHILD SAFETY</b>					
DEPARTMENT OF CHILD SAFETY	620	98.3	11	1.7	631
<b>PORTFOLIO TOTAL</b>	<b>620</b>	<b>98.3</b>	<b>11</b>	<b>1.7</b>	<b>631</b>
<b>CORRECTIVE SERVICES</b>					
DEPARTMENT OF CORRECTIVE SERVICES	662	93.1	49	6.9	711
<b>TOTAL</b>	<b>662</b>	<b>93.1</b>	<b>49</b>	<b>6.9</b>	<b>711</b>
<b>CRIME AND MISCONDUCT COMMISSION</b>					
CRIME AND MISCONDUCT COMMISSION	25	67.6	12	32.4	37
<b>PORTFOLIO TOTAL</b>	<b>25</b>	<b>67.6</b>	<b>12</b>	<b>32.4</b>	<b>37</b>
<b>COMMUNITIES</b>					
DEPARTMENT OF COMMUNITIES	19	57.6	14	42.4	33
<b>ABORIGINAL AND TORRES STRAIT ISLANDER POLICY</b>					
DEPARTMENT OF ABORIGINAL AND TORRES STRAIT ISLANDER POLICY	52	98.1	1	1.9	53
<b>DISABILITY SERVICES</b>					
DISABILITY SERVICES QUEENSLAND	9	69.2	4	30.8	13
<b>PORTFOLIO TOTAL</b>	<b>80</b>	<b>80.8</b>	<b>19</b>	<b>19.2</b>	<b>99</b>
<b>EDUCATION AND THE ARTS</b>					
DEPARTMENT OF EDUCATION AND THE ARTS	92	52.0	85	48.0	177
QUEENSLAND MUSEUM	0	0.0	1	100.0	1
UNIVERSITY OF QUEENSLAND	55	93.2	4	6.8	59
QUEENSLAND UNIVERSITY OF TECHNOLOGY	3	100.0	0	0.0	3

**Appendix 1.5**  
**Types of FOI Applications (State Government)**  
*Those agencies with nil returns have not been included*

Portfolio/Agency	Personal		Non-Personal		Total
	Number	%	Number	%	
QUEENSLAND COLLEGE OF TEACHERS	1	100.0	0	0.0	1
UNIVERSITY OF THE SUNSHINE COAST	1	33.3	2	66.7	3
UNIVERSITY OF SOUTHERN QUEENSLAND	6	46.2	7	53.8	13
QUEENSLAND STUDIES AUTHORITY	6	75.0	2	25.0	8
GRIFFITH UNIVERSITY	8	72.7	3	27.3	11
CENTRAL QUEENSLAND UNIVERSITY	2	66.7	1	33.3	3
JAMES COOK UNIVERSITY	16	76.2	5	23.8	21
LEARNING NETWORK QUEENSLAND	1	100.0	0	0.0	1
<b>PORTFOLIO TOTAL</b>	<b>191</b>	<b>63.5</b>	<b>110</b>	<b>36.5</b>	<b>301</b>
<b>EMERGENCY SERVICES</b>					
MINISTER FOR EMERGENCY SERVICES	0	0.0	0	0.0	0
DEPARTMENT OF EMERGENCY SERVICES	123	31.5	268	68.5	391
<b>PORTFOLIO TOTAL</b>	<b>123</b>	<b>31.5</b>	<b>268</b>	<b>68.5</b>	<b>391</b>
<b>EMPLOYMENT AND TRAINING</b>					
DEPARTMENT OF EMPLOYMENT AND TRAINING	78	33.2	157	66.8	235
<b>PORTFOLIO TOTAL</b>	<b>78</b>	<b>33.2</b>	<b>157</b>	<b>66.8</b>	<b>235</b>
<b>ENERGY</b>					
OFFICE OF THE MINISTER FOR ENERGY	0	0.0	0	0.0	0
DEPARTMENT OF ENERGY					
ENERGEX LIMITED	3	7.1	39	92.9	42
ERGON ENERGY CORPORATION LIMITED	1	16.7	5	83.3	6
POWERLINK QUEENSLAND	1	100.0	0	0.0	1
<b>PORTFOLIO TOTAL</b>	<b>5</b>	<b>10.2</b>	<b>44</b>	<b>89.8</b>	<b>49</b>
<b>ENVIRONMENT</b>					
ENVIRONMENTAL PROTECTION AGENCY	14	14.7	81	85.3	95
<b>PORTFOLIO TOTAL</b>	<b>14</b>	<b>14.7</b>	<b>81</b>	<b>85.3</b>	<b>95</b>

## Appendix 1.5: Types of FOI applications (state government)

**Appendix 1.5**  
**Types of FOI Applications (State Government)**  
*Those agencies with nil returns have not been included*

Portfolio/Agency	Personal		Non-Personal		Total Number
	Number	%	Number	%	
<b>HEALTH</b>					
MINISTER FOR HEALTH	0	0	2	100	2
SUB TOTAL - MINISTER FOR HEALTH	0	0.0	2	100.0	2
<b>QUEENSLAND HEALTH</b>					
CORPORATE OFFICE & STATEWIDE SERVICES	37	31.1	82	68.9	119
BAYSIDE HEALTH SERVICE DISTRICT	3	18.8	13	81.3	16
BOWEN HEALTH SERVICE DISTRICT	0	0.0	3	100.0	3
BUNDABERG HEALTH SERVICE DISTRICT	42	56.8	32	43.2	74
CAIRNS HEALTH SERVICE DISTRICT	34	72.3	13	27.7	47
CENTRAL HIGHLANDS HEALTH SERVICE DISTRICT	0	0.0	1	100.0	1
CENTRAL WEST HEALTH SERVICE DISTRICT	3	42.9	4	57.1	7
CHARLEVILLE HEALTH SERVICE DISTRICT	0	0.0	3	100.0	3
CHARTERS TOWERS HEALTH SERVICE DISTRICT	0	0.0	7	100.0	7
FRASER COAST HEALTH SERVICE DISTRICT	32	69.6	14	30.4	46
GLADSTONE HEALTH SERVICE DISTRICT	5	71.4	2	28.6	7
GOLD COAST HEALTH SERVICE DISTRICT	129	58.4	92	41.6	221
GYMPIE HEALTH SERVICE DISTRICT	1	16.7	5	83.3	6
INNISFAIL HEALTH SERVICE DISTRICT	2	28.6	5	71.4	7
LOGAN-BEAUDESERT HEALTH SERVICE DISTRICT	56	70.9	23	29.1	79
MACKAY HEALTH SERVICE DISTRICT	20	64.5	11	35.5	31
MOUNT ISA HEALTH SERVICE DISTRICT	8	80.0	2	20.0	10
NORTH BURNETT HEALTH SERVICE DISTRICT	0	0.0	1	100.0	1
NORTHERN DOWNS HEALTH SERVICE DISTRICT	0	0.0	5	100.0	5
PRINCESS ALEXANDRA HOSPITAL HEALTH SERVICE DISTRICT	232	52.1	213	47.9	445
QUEENSLAND HOSPITAL HEALTH SERVICE DISTRICT	41	68.3	19	31.7	60
REDCLIFFE-CABOOLTURE HEALTH SERVICE DISTRICT	22	41.5	31	58.5	53
ROMA HEALTH SERVICE DISTRICT	0	0.0	3	100.0	3
ROCKHAMPTON HEALTH SERVICE DISTRICT	23	71.9	9	28.1	32
ROYAL BRISBANE & WOMEN'S HOSPITAL HEALTH SERVICE DISTRICT	272	52.5	246	47.5	518
ROYAL CHILDREN'S HOSPITAL HEALTH SERVICE DISTRICT	42	91.3	4	8.7	46
SOUTH BURNETT HEALTH SERVICE DISTRICT	2	66.7	1	33.3	3
SOUTHERN DOWNS HEALTH SERVICE DISTRICT	1	25.0	3	75.0	4
SUNSHINE COAST HEALTH SERVICE DISTRICT	21	58.3	15	41.7	36
TABLELANDS HEALTH SERVICE DISTRICT	1	9.1	10	90.9	11
THE PRINCE CHARLES HOSPITAL HEALTH SERVICE DISTRICT	239	91.9	21	8.1	260
TOOWOOMBA HEALTH SERVICE DISTRICT	95	76.6	29	23.4	124
TOWNSVILLE HEALTH SERVICE DISTRICT	14	28.6	35	71.4	49

**Appendix 1.5**  
**Types of FOI Applications (State Government)**

*Those agencies with nil returns have not been included*

Portfolio/Agency	Personal		Non-Personal		Total
	Number	%	Number	%	
WEST MORETON HEALTH SERVICE DISTRICT	170	70.8	70	29.2	240
SUB TOTAL - QUEENSLAND HEALTH	1,547	60.1	1,027	39.9	2,574
<b>STATUTORY AUTHORITIES</b>					
HEALTH PRACTITIONER REGISTRATION BOARDS	32	47.8	35	52.2	67
HEALTH RIGHTS COMMISSION/HQCC	26	83.9	5	16.1	31
MENTAL HEALTH REVIEW TRIBUNAL	1	100.0	0	0.0	1
QUEENSLAND NURSING COUNCIL	1	12.5	7	87.5	8
SUB TOTAL - STATUTORY AUTHORITIES	60	56.1	47	43.9	107
<b>PORTFOLIO TOTAL</b>	<b>1,607</b>	<b>59.9</b>	<b>1,076</b>	<b>40.1</b>	<b>2,683</b>
<b>INDUSTRIAL RELATIONS</b>					
OFFICE OF THE MINISTER FOR INDUSTRIAL RELATIONS	0	0.0	1	100.0	1
DEPARTMENT OF INDUSTRIAL RELATIONS	426	44.1	539	55.9	965
WORKCOVER QUEENSLAND	1	0.3	303	99.7	304
QCOMP	3	3.9	73	96.1	76
<b>PORTFOLIO TOTAL</b>	<b>430</b>	<b>31.9</b>	<b>916</b>	<b>68.1</b>	<b>1346</b>
<b>JUSTICE AND ATTORNEY-GENERAL</b>					
DEPARTMENT OF JUSTICE AND ATTORNEY-GENERAL	90	59.6	61	40.4	151
PUBLIC TRUST OFFICE	13	44.8	16	55.2	29
LEGAL AID QUEENSLAND	100	100.0	0	0.0	100
LEGAL SERVICES COMMISSION	0	0.0	5	100.0	5
ANTI-DISCRIMINATION COMMISSION QUEENSLAND	0	0.0	3	100.0	3
<b>PORTFOLIO TOTAL</b>	<b>203</b>	<b>70.5</b>	<b>85</b>	<b>29.5</b>	<b>288</b>
<b>LOCAL GOVT, PLANNING, SPORT AND RECREATION</b>					
DEPARTMENT OF LOCAL GOVERNMENT, PLANNING, SPORT A	2	5.0	38	95.0	40
MAJOR SPORTS FACILITIES AUTHORITY	0	0.0	3	100.0	3
<b>PORTFOLIO TOTAL</b>	<b>2</b>	<b>4.7</b>	<b>41</b>	<b>95.3</b>	<b>43</b>

## Appendix 1.5: Types of FOI applications (state government)

**Appendix 1.5**  
**Types of FOI Applications (State Government)**  
*Those agencies with nil returns have not been included*

Portfolio/Agency	Personal		Non-Personal		Total Number
	Number	%	Number	%	
<b>NATURAL RESOURCES, MINES AND WATER</b>					
DEPARTMENT OF NATURAL RESOURCES, MINES AND WATER	28	10.2	247	89.8	275
<b>PORTFOLIO TOTAL</b>	<b>28</b>	<b>10.2</b>	<b>247</b>	<b>89.8</b>	<b>275</b>
<b>OMBUDSMAN</b>					
QUEENSLAND OMBUDSMAN	13	76.5	4	23.5	17
<b>PORTFOLIO TOTAL</b>	<b>13</b>	<b>76.5</b>	<b>4</b>	<b>23.5</b>	<b>17</b>
<b>POLICE</b>					
QUEENSLAND POLICE SERVICE	1008	41.3	1435	58.7	2443
<b>PORTFOLIO TOTAL</b>	<b>1008</b>	<b>41.3</b>	<b>1435</b>	<b>58.7</b>	<b>2443</b>
<b>PREMIER AND CABINET</b>					
OFFICE OF THE PREMIER	1	25.0	3	75.0	4
DEPARTMENT OF THE PREMIER AND CABINET	1	7.7	12	92.3	13
THE COORDINATOR-GENERAL	0	0.0	2	100.0	2
OFFICE OF URBAN MANAGEMENT	0	0.0	7	100.0	7
QUEENSLAND AUDIT OFFICE	2	66.7	1	33.3	3
SOUTH BANK CORPORATION	0	0.0	1	100.0	1
COMMISSION FOR CHILDREN AND YOUNG PEOPLE AND ADULT GUARDIAN	15	93.8	1	6.3	16
OFFICE OF PUBLIC SERVICE MERIT AND EQUITY	2	28.6	5	71.4	7
<b>PORTFOLIO TOTAL</b>	<b>21</b>	<b>39.6</b>	<b>32</b>	<b>60.4</b>	<b>53</b>
<b>PRIMARY INDUSTRIES AND FISHERIES</b>					
DEPARTMENT OF PRIMARY INDUSTRIES AND FISHERIES	12	15.2	67	84.8	79
QUEENSLAND RURAL ADJUSTMENT AUTHORITY	2	100.0	0	0.0	2
<b>PORTFOLIO TOTAL</b>	<b>14</b>	<b>17.3</b>	<b>67</b>	<b>82.7</b>	<b>81</b>

**Appendix 1.5**  
**Types of FOI Applications (State Government)**  
*Those agencies with nil returns have not been included*

Portfolio/Agency	Personal		Non-Personal		Total Number
	Number	%	Number	%	
<b>PUBLIC WORKS</b>					
DEPARTMENT OF PUBLIC WORKS	2	8.7	21	91.3	23
BOARD OF PROFESSIONAL ENGINEERS	0	0.0	2	100.0	2
QUEENSLAND RACING	1	33.3	2	66.7	3
DEPARTMENT OF HOUSING	36	83.7	7	16.3	43
BUILDING SERVICES AUTHORITY	87	73.1	32	26.9	119
ADJUDICATION REGISTRY (BUILDING AND CONSTRUCTION INDUSTRY PAYMENTS)	0	0	1	100.0	1
RESIDENTIAL TENANCIES AUTHORITY	7	100.0		0.0	7
<b>PORTFOLIO TOTAL</b>	<b>133</b>	<b>67.2</b>	<b>65</b>	<b>32.8</b>	<b>198</b>
<b>STATE DEVELOPMENT</b>					
DEPARTMENT OF STATE DEVELOPMENT, TRADE AND INNOVATION	2	13.3	13	86.7	15
<b>PORTFOLIO TOTAL</b>	<b>2</b>	<b>13.3</b>	<b>13</b>	<b>86.7</b>	<b>15</b>
<b>TOURISM, FAIR TRADING AND WINE INDUSTRY DEVELOPMENT</b>					
DEPARTMENT OF TOURISM FAIR TRADING AND WINE INDUSTRY DEVELOPMENT	15	18.8	65	81.3	80
TOURISM QUEENSLAND	0	0.0	3	100.0	3
<b>PORTFOLIO TOTAL</b>	<b>15</b>	<b>18.1</b>	<b>68</b>	<b>81.9</b>	<b>83</b>
<b>TRANSPORT</b>					
MAIN ROADS	0	0.0	88	100.0	88
OFFICE OF THE MINISTER	0	0.0	1	100.0	1
QUEENSLAND TRANSPORT	30	6.6	426	93.4	456
CENTRAL QUEENSLAND PORT AUTHORITY	0	0.0	1	100.0	1
PORT OF BRISBANE CORPORATION	1	100.0	0	0.0	1
QUEENSLAND RAIL	49	36.6	85	63.4	134
<b>PORTFOLIO TOTAL</b>	<b>80</b>	<b>11.7</b>	<b>601</b>	<b>88.3</b>	<b>681</b>

## Appendix 1.5: Types of FOI applications (state government)

**Appendix 1.5**  
**Types of FOI Applications (State Government)**  
*Those agencies with nil returns have not been included*

Portfolio/Agency	Personal		Non-Personal		Total
	Number	%	Number	%	
<b>TREASURY</b>					
BOARD OF TRUSTEES OF STATE PUBLIC SECTOR SUPER FUND	10	90.9	1	9.1	11
NOMINAL DEFENDANT	2	100.0	0	0.0	2
TREASURER	1	14.3	6	85.7	7
TREASURY DEPARTMENT	5	12.5	35	87.5	40
<b>PORTFOLIO TOTAL</b>	<b>18</b>	<b>30.0</b>	<b>42</b>	<b>70.0</b>	<b>60</b>
<b>GRAND TOTAL</b>	<b>5,372</b>	<b>49.7</b>	<b>5,443</b>	<b>50.3</b>	<b>10,815</b>

## Appendix 1.6: Types of FOI applications (local government)

### Appendix 1.6 Types of FOI Applications (Local Government)

Those agencies with nil returns have not been included

PORTFOLIO/AGENCY	Personal		Non-Personal		Total Number
	Number	%	Number	%	
<b>LOCAL GOVERNMENT</b>					
<b>Reporting period 1 July 2005 to 30 June 2006</b>					
Atherton Shire Council	0	0.0	3	100.0	3
Baahinia Shire Council	0	0.0	1	100.0	1
Beauesert Shire Council	4	14.3	24	85.7	28
Belyando Shire Council	0	0.0	2	100.0	2
Bowen Shire Council	0	0.0	1	100.0	1
Brisbane City Council	94	30.9	210	69.1	304
Burdekin Shire Council	0	0.0	5	100.0	5
Caboolture Shire Council	4	8.0	46	92.0	50
Cairns City Council	4	9.8	37	90.2	41
Caloundra City Council	1	1.2	88	98.8	89
Cambooya Shire Council	0	0.0	2	100.0	2
Cardwell Shire Council	0	0.0	1	100.0	1
Chinchilla Shire Council	0	0.0	1	100.0	1
Cook Shire Council	0	0.0	6	100.0	6
Cooolba Shire Council	0	0.0	11	100.0	11
Crows Nest Shire Council	0	0.0	9	100.0	9
Dalby Town Council	0	0.0	3	100.0	3
Douglas Shire Council	0	0.0	12	100.0	12
Eacham Shire Council	0	0.0	1	100.0	1
Emerald Shire Council	1	50.0	1	50.0	2
Esk Shire Council	1	25.0	3	75.0	4
Gatton Shire Council	1	5.0	19	95.0	20
Gayndah Shire Council	0	0.0	1	100.0	1
Gladstone City Council	0	0.0	2	100.0	2
Gold Coast City Council	58	24.7	177	75.3	235
Goondiwindi Town Council	0	0	1	100	1
Hervey Bay City Council	8	34	16	66	24
Hinchinbrook Shire Council	0	0	1	100	1
Inglewood Shire Council	1	0	0	0	1
Ipswich City Council	0	0	54	0	54



## Appendix 1.6: Types of FOI applications (local government)

### Appendix 1.6 Types of FOI Applications (Local Government)

Those agencies with nil returns have not been included

PORTFOLIO/AGENCY	Personal		Non-Personal		Total
	Number	%	Number	%	
Isis Shire Council	0	0	3	100	3
Kilcoy Shire Council	3	100	0	0	3
Kingaroy Shire Council	0	0	2	100	2
Kolan Shire Council	2	100	0	0	2
Laidley Shire Council	4	57	3	43	7
Livingstone Shire Council	4	57	3	43	7
Logan City Council	4	5.8	65	94.2	69
Mackay City Council	1	8.69	21	91.3	22
Mareeba Shire Council	0	0	3	100	3
Maroochy Shire Council	0	0	56	100	56
Maryborough City Council	0	0	6	100	6
Mirani Shire Council	4	80	1	20	5
Miriam Vale Shire Council	1	100	1	100	2
Monto Shire Council	0	0	1	100	1
Mount Isa City Council	0	0	1	100	1
Murweh Shire Council	0	0	7	100	7
Nanango Shire Council	0	0	2	100	2
Pine Rivers Shire Council	2	7.1	38	92.5	40
Redcliffe City Council	0	0	5	100	5
Redland Shire Council	3	5.5	52	94.55	55
Rockhampton City Council	0	0	7	100	7
Rosalie Shire Council	0	0	1	100	1
Sarina Shire Council	1	33.3	2	66.7	3
Thuringowa City Council	5	62.5	3	37.5	8
Tiaro Shire Council	1	100	0	0	1
Toowoomba City Council	4	18.2	18	81.8	22
Torres Shire Council	2	100	0	0	2
Townsville City Council	1	5.3	18	94.7	19
Warwick Shire Council	0	0	6	100	6
Whitsunday Shire Council	0	0	9	100	9
<b>TOTAL</b>	<b>219</b>	<b>17</b>	<b>1072</b>	<b>83</b>	<b>1291</b>

## Appendix 1.7: Action taken on documents (state government)

### Appendix 1.7 - s.108(4)(c) Action taken on documents (State Government)

Those agencies with nil returns have not been included

PORTFOLIO/AGENCY	Applic. Type Personal / Non- Personal	No. of Pages considered	Access in Full	Access in Part	Access Refused	% of Pages Released in Full or Part	Provisions	
							Invoked	No. of Times
<b>CHILD SAFETY</b>								
Reporting period September 2005 - June 2006								
OFFICE OF THE MINISTER		0	0	0	0	0		0
DEPARTMENT OF CHILD SAFETY	P	168785	79493	68076	21216	87.4	42(1)(b)	3962
							43(1)	357
							44(1)	82214
							46(1)(b)	445
							42(1)(a)	778
							42(1)(e)	127
							46(1)(a)	177
							27(3)	155
							42(1)(h)	35
							50(c)(i)	128
							50(a)	54
							35(1)	4
							42(3A)	91
	N	2453	1933	480	40	98.3	42(1)(b)	22
							44(1)	443
							42(1)(a)	26
							46(1)(b)	6
							27(3)	13
<b>TOTAL</b>		<b>171238</b>	<b>81426</b>	<b>68556</b>	<b>21256</b>	<b>87.6</b>		
<b>COMMUNITIES</b>								
Reporting period 1 July 2005 to 31 August 2005.								
DEPARTMENT OF COMMUNITIES								
Noel Ryan	P	817	694	100	23	97.1	22(a)	10
							22(b)	10
							44(1)	103

Appendix 1.7: Action taken on documents (state government)

**Appendix 1.7 - s.108(4)(c)**  
**Action taken on documents (State Government)**  
 Those agencies with nil returns have not been included

PORTFOLIO/AGENCY	Applic. Type Personal / Non- Personal	No. of Pages considered	Access in Full	Access in Part	Access Refused	% of Pages Released in Full or Part	Provisions	
							Invoked	No. of Times
	N	103	54	49	0	96.3	42(1)(a)	3
							44(1)	2
							45(1)(c)	44
<b>Reporting period September 2005 - June 2006</b>								
	P	2093	1907	169	17	99.1	42(1)(h)	2
							44(1)	154
							45(1)(c)	30
	N	184	128	53	3	98.3	40(c)	2
							42(1)(b)	7
							43	3
							44(1)	39
							45(1)(c)	12
<b>DATSIP</b>								
<b>DEPARTMENT OF ABORIGINAL AND TORRES STRAIT ISLANDER POLICY</b>								
<b>Reporting period September 2005 - June 2006</b>	N	21	20	1	0	100	44(1)	1
	P	4327	3784	525	18	99.5	36(1)(a)	3
							42(1)(b)	6
							44(1)	525
							45(1)(c)	4
							46(1)(b)	5
<b>DISABILITY SERVICES</b>								
<b>DISABILITY SERVICES QUEENSLAND</b>								
<b>Reporting period 1 July 2005 to 31 August 2005.</b>								
Noel Ryan	P	601	576	25	0	100	44(1)	25

**Appendix 1.7 - s.108(4)(c)**  
**Action taken on documents (State Government)**

Those agencies with nil returns have not been included

PORTFOLIO/AGENCY	Applic. Type Personal / Non- Personal	No. of Pages considered	Access in Full	Access in Part	Access Refused	% of Pages Released in Full or Part	Provisions	
							Invoked	No. of Times
<b>Reporting period September 2005 - June 2006</b>								
	P	2523	2378	57	88	96.5	43	6
							44(1)	40
							45(1)(b)	72
							45(1)(c)	17
							46(1)(b)	10
	N	585	477	82	26	95.5	40 (c)	26
							41	3
							43	5
							44(1)	61
							45(1)(c)	5
							46(1)(b)	8
<b>PORTFOLIO TOTAL</b>		<b>11254</b>	<b>10018</b>	<b>1061</b>	<b>175</b>	<b>98.4</b>		
<b>CORRECTIVE SERVICES</b>								
<b>DEPARTMENT OF CORRECTIVE SERVICES</b>								
BLAKE K, A/FOI officer	P	6008	5694	235	79	98.6	22(a)	36
							22(b)	47
							42(1)(b)	10
							42(1)(h)	4
							44(1)	223
							46(1)(a)	2
JONES M, FOI officer	P	7283	6691	385	207	97.1	11E	43
							22(a)	22
							22(b)	163
							29(2)	2
							42(1)(h)	71
							43(1)	13
							44(1)	372

Appendix 1.7: Action taken on documents (state government)

**Appendix 1.7 - s.108(4)(c)**  
**Action taken on documents (State Government)**  
 Those agencies with nil returns have not been included

PORTFOLIO/AGENCY	Applic. Type Personal / Non- Personal	No. of Pages considered	Access in Full	Access in Part	Access Refused	% of Pages Released in Full or Part	Provisions	
							Invoked	No. of Times
LAW P, Senior FOI & Privacy officer	P	1809	1500	156	153	91.5	11E	4
							22(a)	28
							22(b)	59
							42(1)(h)	33
							44(1)	110
							44(3)	1
THOMAS C, Manager, FOI & Privacy	P	17	17	0	0	100		
Young V, FOI officer	N	308	307	1	0	100	44(1)	1
	P	1531	1421	71	39	97.4	11E	40
							21	2
							42(1)(h)	9
							44(1)	64
<b>Reporting Period 1 September 2005 to 30 June 2006</b>								
DEPARTMENT OF CORRECTIVE SERVICES	P	73803	62399	2771	8633	88.3	11(1)(e)	62
							11E	6771
							22(a)	1920
							28A(1)	22
							28A(2)	13
							29(4)	2
							29B(3)	1
							30(3)(c)	9
							42(1)(b)	4
							42(1)(g)	1
							42(1)(h)	237
							43(1)	31
							44(1)	2757
							46(1)(a)	1

**Appendix 1.7 - s.108(4)(c)**  
**Action taken on documents (State Government)**

Those agencies with nil returns have not been included

PORTFOLIO/AGENCY	Applic. Type Personal / Non- Personal	No. of Pages considered	Access in Full	Access in Part	Access Refused	% of Pages Released in Full or Part	Provisions	
							Invoked	No. of Times
	N	4719	4404	188	127	97.3	11E	32
							22(a)	59
							28A(1)	1
							29B(3)	2
							40(d)	10
							43(1)	12
							44(1)	191
<b>TOTAL</b>		<b>95478</b>	<b>82433</b>	<b>3807</b>	<b>9238</b>	<b>90.3</b>		
<b>CRIME AND MISCONDUCT COMMISSION</b>								
Reporting period September 2005 - June 2006								
CRIME AND MISCONDUCT COMMISSION	N	1047	748	76	223	78.7	36(1)(a)	5
							36(1)(c)	17
							36(1)(f)	28
							36(1)(g)	4
							41(1)	7
							42(1)(b)	44
							42(1)(e)	6
							42(3A)	103
							43(1)	12
							44(1)	36
							50(c)(i)	37
	P	3745	3502	169	74	98	42(1)(e)	72
							42(3A)	30
							44(1)	109
<b>TOTAL</b>		<b>4792</b>	<b>4250</b>	<b>245</b>	<b>297</b>	<b>93.8</b>	<b>50(c)(1)</b>	<b>32</b>

## Appendix 1.7: Action taken on documents (state government)

### Appendix 1.7 - s.108(4)(c) Action taken on documents (State Government)

Those agencies with nil returns have not been included

PORTFOLIO/AGENCY	Applic. Type Personal / Non- Personal	No. of Pages considered	Access in Full	Access in Part	Access Refused	% of Pages Released in Full or Part	Provisions	
							Invoked	No. of Times
<b>EDUCATION AND THE ARTS</b>								
<b>Reporting period 1 July 2005 to 31 August 2005.</b>								
DEPARTMENT OF EDUCATION AND THE ARTS								
KALAS S - SENIOR POLICY OFFICER	N	162	160	2	0	100	44(1)	2
	P	41	0	0	41	0	44(1)	13
O'Meara, L - A/Senior Policy Officer	P	1012	920	90	2	99.8	44(1)	23
							40(a)	68
							40(b)	68
Woodforth, M - Senior Policy Officer	N	479	237	160	82	82.9	44(1)	227
	P	393	319	43	31	92.1	44(1)	52
							42(1)(b)	6
							40(a)	10
							40(b)	10
							11(1)(y)(iv)	12
Smith, A - Senior Policy Officer	N	1053	194	8	851	19.2	44(1)	8
	P	2230	1996	208	26	98.8	44(1)	221
							11(1)(y)(iv)	10
University of Southern Queensland								
Turner, D - FOI Coordinator	P	7	1	0	6	14.3	44(1)	6
James Cook University								
Robinson, A - FOI Coordinator	P	63	61	0	2	96.8	46(1)(a)	2
<b>Reporting period September 2005 - June 2006</b>								
DEPARTMENT OF EDUCATION AND THE ARTS	N	10222	8067	641	1514	85.2	44(1)	516
							45(1)(b)	20
							45(1)(c)	103

**Appendix 1.7 - s.108(4)(c)**  
**Action taken on documents (State Government)**

Those agencies with nil returns have not been included

PORTFOLIO/AGENCY	Applic. Type Personal / Non- Personal	No. of Pages considered	Access in Full	Access in Part	Access Refused	% of Pages Released in Full or Part	Provisions	
							Invoked	No. of Times
							43(1)	320
							40(c)	9
							42(3A)	487
							36(1)(c)	2
							36(1)(e)	6
							50(c)(f)	197
							41(1)	6
							49	2
	P	13999	11111	1940	948	93.2	44(1)	1622
							43(1)	62
							42(1)(b)	4
							42(1)(c)	12
							42(1)(ca)	12
							40(a)	287
							40(b)	287
							46(1)(a)	26
							11(1)(v)(iv)	86
QUEENSLAND MUSEUM	N	33	33	0	0	100		
UNIVERSITY OF QUEENSLAND	N	63	10	53	0	100	44(1)	53
	P	7488	6930	406	152	98	40(c)	48
							44(1)	344
							44(3)	34
							43(1)	94
							45(c)	2
							46(1)	89
QUEENSLAND UNIVERSITY OF TECHNOLOGY	P	157	152	5	0	100	44(1)	5
QUEENSLAND COLLEGE OF TEACHERS	P	7	2	0	5	28.6	45(1)	5



## Appendix 1.7: Action taken on documents (state government)

### Appendix 1.7 - s.108(4)(c) Action taken on documents (State Government)

Those agencies with nil returns have not been included

PORTFOLIO/AGENCY	Applic. Type Personal / Non- Personal	No. of Pages considered	Access in Full	Access in Part	Access Refused	% of Pages Released in Full or Part	Provisions	
							Invoked	No. of Times
UNIVERSITY OF THE SUNSHINE COAST	N	10	10	0	0	100		
	P	241	216	18	7	97.1	40(b)	16
UNIVERSITY OF SOUTHERN QUEENSLAND QUEENSLAND STUDIES AUTHORITY	P	10	9	1	0	100		
	N	705	705	0	0	100		
Stuart Tasker of QSA advises that there is no record of what was released with regard to the 6 personal applications that QSA received.	P							
	N	80	80	0	0	100		
GRIFFITH UNIVERSITY	P	2200	2009	61	130	94.1	40(c)	3
							42(1)(a)	93
							42(1)(e)	93
							44(1)	40
							46(1)(a)	3
							46(1)(b)	17
CENTRAL QUEENSLAND UNIVERSITY	N	6	6	0	0	100		
	P	86	86	0	0	100		
JAMES COOK UNIVERSITY	N	303	236	0	67	77.9	45(1)	30
	P	88	88	0	0	100		
LEARNING NETWORK QUEENSLAND	P	100	90	0	10	90	44(1)	5
							42(1)	5
<b>PORTFOLIO TOTAL</b>		<b>41238</b>	<b>33728</b>	<b>3636</b>	<b>3874</b>	<b>90.6</b>		

**Appendix 1.7 - s.108(4)(c)**  
**Action taken on documents (State Government)**

Those agencies with nil returns have not been included

PORTFOLIO/AGENCY	Applic. Type Personal / Non- Personal	No. of Pages considered	Access in Full	Access in Part	Access Refused	% of Pages Released in Full or Part	Provisions	
							Invoked	No. of Times
<b>EMPLOYMENT AND TRAINING</b>								
Reporting period 1 July 2005 to 31 August 2005.								
DEPARTMENT OF EMPLOYMENT AND TRAINING								
MERKOURIOU, E - MANAGER FOI	P	405	291	114	0	100	44(1)	114
	N	851	404	437	10	98.8	21	1
							44(1)	447
Reporting period September 2005 - June 2006								
DEPARTMENT OF EMPLOYMENT AND TRAINING	P	6347	5427	896	24	99.6	36(1)(a)	2
							36(1)(c)(i)	9
							44(1)	909
	N	10382	7542	2607	233	97.8	27(c)	197
							41(1)	4
							42(1)(ca)	8
							43(1)	86
							44(1)	3356
							50(c)	21
<b>PORTFOLIO TOTAL</b>		<b>17985</b>	<b>13664</b>	<b>4054</b>	<b>267</b>	<b>98.5</b>		
<b>EMERGENCY SERVICES</b>								
Reporting period July 2005 - August 2005								
MINISTER FOR EMERGENCY SERVICES	-	-	-	-	-	-	-	-
DEPARTMENT OF EMERGENCY SERVICES								
THORPE, E	N	189	171	18	0	100	44(1)	9

Appendix 1.7: Action taken on documents (state government)

**Appendix 1.7 - s.108(4)(c)**  
**Action taken on documents (State Government)**

Those agencies with nil returns have not been included

PORTFOLIO/AGENCY	Applic. Type Personal / Non- Personal	No. of Pages considered	Access in Full	Access in Part	Access Refused	% of Pages Released in Full or Part	Provisions	
							Invoked	No. of Times
OUGLITCHININ, G	N	388	355	33	0	100	43(1) 44(1)	2 31
VASTA, L	N	918	495	97	326	64.4	43(1) 44(1) 50(c)	280 51 22
VASTA, L	P	60	53	7		100		
<b>Reporting period September 2005 - June 2006</b>								
MINISTER FOR EMERGENCY SERVICES	-	-	-	-	-	-	-	-
DEPARTMENT OF EMERGENCY SERVICES	N	9412	8079	705	628	93.4	27(3) 36(1)(b) 36(1)(c)	1 92 10
							36(1)(e) 36(1)(f)	115 92
							37(1)(e)	1
							40(a)	80
							40(c)	105
							41(1)	86
							43(1)	36
							44(1)	431
							45(1)(c)	165
							45(3)	3
							46(1)(a) 46(1)(b)	128 60
							50(c)	91
	P	1230	1119	108	3	99.9	27(3)	9
							43(1)	3
							44(1)	97
<b>PORTFOLIO TOTAL</b>		<b>12197</b>	<b>10272</b>	<b>968</b>	<b>957</b>	<b>92.1</b>		

**Appendix 1.7 - s.108(4)(c)**  
**Action taken on documents (State Government)**  
Those agencies with nil returns have not been included

PORTFOLIO/AGENCY	Applic. Type Personal / Non- Personal	No. of Pages considered	Access in Full	Access in Part	Access Refused	% of Pages Released in Full or Part	Provisions	
							Invoked	No. of Times
<b>ENERGY</b>								
Reporting period July 2005 - August 2005								
ENERGEX								
WATKINS, B - SENIOR LEGAL COUNSEL	N	3	3	0	0	100		
METCALF, K - ADMINISTRATION MANAGER	N	7	7	0	0	100		
<b>Reporting period September 2005 - June 2006</b>								
ENERGEX	P	20	20	0	0	100		
	N	288	248	5	35	87.8	44(1)	9
							45(1)(c)	1
							46(1)(a)	5
							43(1)	25
ERGON ENERGY LIMITED	N	108	104	3	1	99.1	44(1)	15
							43(1)	1
POWERLINK QUEENSLAND	P	274	232	42	0	100	40(C)	42
							44(1)	42
							46(1)(b)	42
<b>PORTFOLIO TOTAL</b>		<b>700</b>	<b>614</b>	<b>50</b>	<b>36</b>	<b>94.9</b>		
<b>ENVIRONMENT</b>								
Reporting period July 2005 - August 2005								
ENVIRONMENTAL PROTECTION AGENCY								
ABBOTTS, J - FOI AND PARLIAMENT OFFICER	N	1225	1126	37	62	94.9	42(1)(b)	19

Appendix 1.7: Action taken on documents (state government)

**Appendix 1.7 - s.108(4)(c)**  
**Action taken on documents (State Government)**  
 Those agencies with nil returns have not been included

PORTFOLIO/AGENCY	Applic. Type Personal / Non- Personal	No. of Pages considered	Access in Full	Access in Part	Access Refused	% of Pages Released in Full or Part	Provisions	
							Invoked	No. of Times
							43(1)	65
							44(1)	13
	P	3	3	0	0	100		
CLARKE, L - SENIOR FOIOFFICER	N	1193	1128	23	42	96.5	42(1)(b)	7
							43(1)	42
							44(1)	16
	P	123	120	3	0	100	44(1)	3
<b>Reporting period September 2005 - June 2006</b>								
ENVIRONMENTAL PROTECTION AGENCY	N	18298	13685	825	3788	79.3	22(a)	3
							22(d)(ii)	6
							36(1)(b)	197
							36(1)(c)	28
							36(1)(d)	11
							36(1)(e)	13
							36(1)(f)	11
							42(1)(a)	6
							42(1)(b)	45
							43(1)	1911
							44(1)	689
							45(1)(b)	2
							46(1)(b)	4
							50(c)(1)	9
	P	1210	930	280	0	100	42(1)(c)	243
<b>PORTFOLIO TOTAL</b>		<b>22052</b>	<b>16992</b>	<b>1168</b>	<b>3892</b>	<b>82.4</b>		<b>34</b>

**Appendix 1.7 - s.108(4)(c)**  
**Action taken on documents (State Government)**

Those agencies with nil returns have not been included

PORTFOLIO/AGENCY	Applic. Type Personal / Non- Personal	No. of Pages considered	Access in Full	Access in Part	Access Refused	% of Pages Released in Full or Part	Provisions	
							Invoked	No. of Times
<b>HEALTH</b>								
Reporting period July 2005 - August 2005								
<b>QUEENSLAND HEALTH</b>								
CORPORATE OFFICE & STATEWIDE SERVICES								
RAMSDEN, K - TEAM LEADER	N	830	782	19	29	96.5	43(1) 44(1)	37 11
BRUJNSMA, C - A/SENIOR POLICY OFFICER	N	2704	2700	4	0	100	36(1)(e) 44(1)	2 2
BUNDABERG HEALTH SERVICE DISTRICT	P	160	151	7	2	98.75	42(1)(e)	9
CHANDLER, G - MANAGER, HEALTH INFO	P	1058	1007	46	5	99.5	44(1) 46(1)(b)	24 49
CAIRNS HEALTH SERVICE DISTRICT	N	4409	4408	1	0	100	44(1)	1
WILSON, L - SENIOR HIM - FOI / MEDICO- LEGAL	N P	129 25	129 0	0 0	0 25	100 0	44(3)	25
CENTRAL WEST HEALTH SERVICE DISTRICT								
ABBOTT, R - DECISION MAKER	P	191	163	7	21	89	44(1) 44(5)	26 1
CHARLEVILLE HEALTH SERVICE DISTRICT							46 (1)(b)	5
LOGAN, K - FOI DECISION-MAKER	N	17	2	0	15	11.7	44(1)	15
CHARTERS TOWERS HEALTH SERVICE DISTRICT								
WEBSTER, J - FOI DECISION MAKER	N	4	0	0	4	0	44(1)	4

## Appendix 1.7: Action taken on documents (state government)

**Appendix 1.7 - s.108(4)(c)**  
**Action taken on documents (State Government)**  
 Those agencies with nil returns have not been included

PORTFOLIO/AGENCY	Applic. Type Personal / Non- Personal	No. of Pages considered	Access in Full	Access in Part	Access Refused	% of Pages Released in Full or Part	Provisions	
							Invoked	No. of Times
LANYON, M - BACK-UP DECISION MAKER FRASER COAST HEALTH SERVICE DISTRICT	N	8	8	0	0	100		
GASKIN, C - ADMIN OFFICER (EXECUTIVE SERVICES)	P	626	625	1	0	100	42(1)(h)	1
GARRIGAN, M - DIR HEALTH INFORMATION MANAGEMENT	P	320	320	0	0	100		
LONG, P - ADMIN OFF (EXECUTIVE SERVICES)	P	81	81	0	0	100		
GLADSTONE HEALTH SERVICE DISTRICT								
MARTIN, E - FOI DECISION-MAKER	P	438	438	0	0	100		
GYMPIE HEALTH SERVICE DISTRICT								
WARHURST, T - FOI DECISION-MAKER	N	27	27	0	0	100		
INNISFAIL HEALTH SERVICE DISTRICT								
CALLEJA, A - FOI DECISION-MAKER THE PRINCE CHARLES HOSPITAL HEALTH SERVICE DISTRICT	N	0	0	0	0		28A(2)	1
COUSAR, D - DECISION MAKER	N	1234	1135	99	0	100	44(1)	44
							46(1)(b)	41
							42(1)(b)	10
							21(a)	0
							43(1)	3
	P	6402	6383	19	0	100	44(1)	4
							46(1)(b)	12
							21(1)(b)	6
PRINCESS ALEXANDRA HOSPITAL HEALTH SERVICE DISTRICT								
BOEL, B - MGR, MEDICO LEGAL UNIT	N	6002	5534	42	426	92.9	42(1)(b)	7
							42(1)(f)	8
							42(1)(h)	4
							44(1)	434

**Appendix 1.7 - s.108(4)(c)**  
**Action taken on documents (State Government)**

Those agencies with nil returns have not been included

PORTFOLIO/AGENCY	Applic. Type Personal / Non- Personal	No. of Pages considered	Access in Full	Access in Part	Access Refused	% of Pages Released in Full or Part	Provisions	
							Invoked	No. of Times
							46(1)(a)	7
							46(1)(b)	8
	P	7141	6884	248	9	99	42(1)(b)	2
							42(1)(f)	8
							42(1)(h)	5
							44(1)	233
							46(1)(a)	4
							46(1)(b)	5
QEII HOSPITAL HEALTH SERVICE DISTRICT	N	132	95	29	8	93.9	28(a)(1)	1
BAZLEY, P - CLIENT LIAISON OFFICER							40(c)	16
							42(1)(c)	6
							44(1)	37
REDCLIFFE-CABOOLTURE HEALTH SERVICE DISTRICT								
RILEY, C - DECISION MAKER	N	1102	1102	0	0	100		
	P	1149	1076	23	50	95.6	42(1)(h)	10
							46(1)(b)	63
ROCKHAMPTON HEALTH SERVICE DISTRICT								
ROSENBLATT, N - FOI COORDINATOR	N	6	1	2	3	50	40 (c)	5
							44(1)	2
	P	393	150	2	241	38.7	44(3)	216
							46(1)(a)	5
							46(1)(b)	5
ROYAL BRISBANE & WOMEN'S HOSPITAL HEALTH SERVICE DISTRICT								
EVANS, W	N	4242	2981	59	1202	71.7	44(1)	1261
	P	5945	5911	34	0	100	44(1)	25
							42(1)(b)	8
SOUTH BURNETT HEALTH SERVICE DISTRICT								



## Appendix 1.7: Action taken on documents (state government)

### Appendix 1.7 - s.108(4)(c) Action taken on documents (State Government)

Those agencies with nil returns have not been included

PORTFOLIO/AGENCY	Applic. Type Personal / Non- Personal	No. of Pages considered	Access in Full	Access in Part	Access Refused	% of Pages Released in Full or Part	Provisions	
							Invoked	No. of Times
HOWARD, J - FOI DECISION-MAKER	N	11	11	0	0	100		
SOUTHERN DOWNS HEALTH SERVICE DISTRICT								
HAYWARD, M - FOI DECISION-MAKER	P	50	50	0	0	100		
SUNSHINE COAST HEALTH SERVICE DISTRICT								
JOHNSON, C - MANAGER, EX SERVICES	N	105	44	0	61	41.9	44(1)	61
	P	184	168	10	6	69.7	44(1)	16
TOOWOOMBA HEALTH SERVICE DISTRICT								
BAINES, J - DECISION MAKER	N	761	271	1	489	35.7	44(1)	489
	P	1402	1332	48	22	98.4	42(1)(b)	2
							44(1)	30
							46(1)(b)	38
TOWNSVILLE HEALTH SERVICE DISTRICT								
WEBSTER, J - FOI DECISION MAKER	N	1388	206	0	1182	14.8	44(1)	1182
	P	66	66	0	0	100		
LANYON, M - BACK-UP DECISION MAKER	N	284	284	0	0	100		
	P	35	35	0	0	100		
WEST MORETON HEALTH SERVICE DISTRICT								
PRIEST, J - HEALTH INFORMATION MANAGER	N	649	586	45	18	97.2	44(1)	61
	P	6476	1959	4057	460	92.8	46(1)(b)	7
							22(1)	6
							22(b)	313
							22(c)	16
							22(d)(ii)	6
							42(1)(c)	3584
							42(1)(h)	1
							44(1)	665
							46(1)(b)	91

**Appendix 1.7 - s.108(4)(c)**  
**Action taken on documents (State Government)**

Those agencies with nil returns have not been included

PORTFOLIO/AGENCY	Applic. Type Personal / Non- Personal	No. of Pages considered	Access in Full	Access in Part	Access Refused	% of Pages Released in Full or Part	Provisions	
							Invoked	No. of Times
<b>STATUTORY AUTHORITIES</b>								
OFFICE OF HEALTH PRACTITIONER REGISTRATION BOARDS (OHPRB)								
POSNER, J - FOI DECISION-MAKER	N	1477	491	488	498	66.2	43(1)	20
							44(1)	920
							45(1)(c)	132
	P	1215	1104	87	24	98	41(1)	1
							42(1)(h)	43
							43(1)	31
							44(1)	40
							45(1)(c)	12
HEALTH RIGHTS COMMISSION/HEALTH QUALITY COMPLAINTS COMMISSION								
ADCOCK, H	N	963	151	64	748	22.3	41(1)	104
							44(1)	750
							45(1)(c)	106
							46(1)(a)	2
							46(1)(b)	22
	P	782	743	21	18	97.6	44(1)	18
							46(1)(a)	21
							46(1)(b)	18
QUEENSLAND NURSING COUNCIL								
MULLHOLLAND, P	N	80	72	8	0	100	46(1)	8
FOX-YOUNG, S	N	3	0	0	3	0	46(1)(b)	3
<b>Reporting period September 2005 - June 2006</b>								
<b>QUEENSLAND HEALTH</b>								
CORPORATE OFFICE & STATEWIDE SERVICES	N	5534	5291	103	140	97.4	36(1)(c)	30
	P	1020	860	138	22	97.8	36(1)(e)	4
							36(1)(f)	5
							40(a)	32
							40(c)	43

## Appendix 1.7: Action taken on documents (state government)

### Appendix 1.7 - s.108(4)(c) Action taken on documents (State Government)

Those agencies with nil returns have not been included

PORTFOLIO/AGENCY	Applic. Type Personal / Non- Personal	No. of Pages considered	Access in Full	Access in Part	Access Refused	% of Pages Released in Full or Part	Provisions	
							Invoked	No. of Times
							42(1)(b)	1
							42(1)(ca)	32
							42(1)(e)	138
							44(1)	124
							45(1)(a)	2
							46(1)(a)	2
							50(c)	7
BAYSIDE HEALTH SERVICE DISTRICT	N	301	299	2	0	100	44(1)	2
	P	256	250	0	6	97.6	42(1)(c)	3
BOWEN HEALTH SERVICE DISTRICT	N	7	7	0	0	100	42(1)(h)	3
BUNDABERG HEALTH SERVICE DISTRICT	P	4918	4548	356	14	99.7	42(1)(c)	371
							42(1)(h)	11
							44(1)	46
							46(1)(b)	37
CAIRNS HEALTH SERVICE DISTRICT	N	7076	6005	467	604	91.4	44(1)	1096
	N	366	253	1	112	69.3	44(1)	113
	P	297	297	0	0	100		
CENTRAL HIGHLANDS	N	5	5	0	0	100		
CENTRAL WEST HEALTH SERVICE DISTRICT	N	6	5	1	0	100	44(1)	1
CHARLEVILLE HEALTH SERVICE DISTRICT	N	23	0	3	20	13	44(1)	23
CHARTERS TOWERS HEALTH SERVICE DISTRICT	N	88	83	0	5	94.3	44(1)	5
							44(3)	5
FRASER COAST HEALTH SERVICE DISTRICT	N	1996	1411	22	563	71.7	44(1)	585
	P	4215	4157	6	52	98.7	40(a)	52
							42(1)(h)	4
							44(1)	2

**Appendix 1.7 - s.108(4)(c)  
Action taken on documents (State Government)**

Those agencies with nil returns have not been included

PORTFOLIO/AGENCY	Applic. Type Personal / Non- Personal	No. of Pages considered	Access in Full	Access in Part	Access Refused	% of Pages Released in Full or Part	Provisions	
							Invoked	No. of Times
GLADSTONE HEALTH SERVICE DISTRICT	N	83	81	2	0	100	46(1)(b)	2
GOLD COAST HEALTH SERVICE DISTRICT	N	4270	1297	32	2941	0.3	21(a)	1
	P	14747	11325	692	2730	0.8	44(1)	2958
							44(1)	1043
							44(3)	2179
							46(1)(b)	352
							42(1)(h)	44
							42(1)(ca)	251
GYMPIE HEALTH SERVICE DISTRICT	N	231	229	0	2	99.1	44(1)	2
	P	144	135	9	0	100	46(1)(b)	9
LOGAN-BEAUDESERT HEALTH SERVICE DISTRICT	P	3769	3700	46	23	98.8	42(1)(h)	17
							44(1)	1
							46(1)(a)	60
							46(1)(b)	56
	N	1198	1194	4	0	99.7	44(1)	4
INNISFAIL HEALTH SERVICE DISTRICT	P	0	0	0	0		28A(1)	1
	N	611	5	0	606	0.8	44(1)	606
							28A(1)	1
MACKAY HEALTH SERVICE DISTRICT	P	4031	3981	7	43	98.9	41(1)	1
	N	408	406	1	1	99.7	44(1)	2
							46(1)(b)	34
NORTH BURNETT HEALTH SERVICE DISTRICT	N	24	24	0	0	100		
THE PRINCE CHARLES HOSPITAL HEALTH SERVICE DISTRICT	N	1378	826	52	500	63.7	44(1)	512
							46(1)(b)	40
	P	13112	13012	100	0	100	44(1)	44
							46(1)(b)	46
							42(1)(h)	6
							42(1)(b)	4
PRINCESS ALEXANDRA HOSPITAL HEALTH SERVICE DISTRICT	N	30010	27670	209	2131	92.8	42(1)(b)	37
							42(1)(f)	40

## Appendix 1.7: Action taken on documents (state government)

### Appendix 1.7 - s.108(4)(c) Action taken on documents (State Government)

Those agencies with nil returns have not been included

PORTFOLIO/AGENCY	Applic. Type Personal / Non- Personal	No. of Pages considered	Access in Full	Access in Part	Access Refused	% of Pages Released in Full or Part	Provisions	
							Invoked	No. of Times
							42(1)(h)	20
							44(1)	2166
							46(1)(a)	34
							46(1)(b)	43
	P	37011	35922	1042	47	99.8	42(1)(b)	11
							42(1)(c)	3
							42(1)(f)	40
							42(1)(h)	27
							44(1)	963
							46(1)(a)	20
							46(1)(b)	25
QEII HOSPITAL HEALTH SERVICE DISTRICT	N	497	82	75	340	31.5	44(1)	415
	P	2251	2249	1	1	99.9	28(a)(1)	1
REDCLIFFE-CABOOLTURE HEALTH SERVICE DISTRICT	N	2529	2478	46	5	99.8	42(1)(b)	4
							44(1)	26
							46(1)(b)	21
	P	1822	1661	84	77	95.7	42(1)(h)	36
							44(1)	1
							46(1)(b)	124
ROCKHAMPTON HEALTH SERVICE DISTRICT	N	443	441	2	0	100	44(1)	2
	P	3779	3735	31	13	99.7	44(1)	13
							44(3)	11
	N	8	0	0	8	0	46(1)(b)	25
ROMA HEALTH SERVICE DISTRICT	N	8	0	0	8	0	44(1)	8
ROYAL BRISBANE & WOMEN'S HOSPITAL HEALTH SERVICE DISTRICT	N	8423	8255	102	66	99.2	44(1)	157
							42(1)(d)	10
							40(c)	10

**Appendix 1.7 - s.108(4)(c)**  
**Action taken on documents (State Government)**

Those agencies with nil returns have not been included

PORTFOLIO/AGENCY	Applic. Type Personal / Non- Personal	No. of Pages considered	Access in Full	Access in Part	Access Refused	% of Pages Released in Full or Part	Provisions	
							Invoked	No. of Times
	P	34923	29946	390	4587	86.9	44(1)	437
							44(3)	4587
							42(1) (a)	58
							42(1) (b)	52
							42(1)(c)	14
							42(1) (h)	7
							46(1) (a)	45
							46(1) (b)	45
							48(1)	14
ROYAL CHILDREN'S HOSPITAL	N	648	608	40	0	100	44(1)	40
	P	7010	6604	104	302	95.6	44(1)	104
							50(a)3	302
SOUTH BURNETT HEALTH SERVICE DISTRICT	P	18	18	0	0	100		
SOUTHERN DOWNS HEALTH SERVICE DISTRICT	N	16	15	0	1	93.75	44(1)	1
SUNSHINE COAST HEALTH SERVICE DISTRICT	N	483	471	8	4	99.1	44(1)	12
	P	5677	5142	491	44	99.2	44(3)	32
							46(1)(a)	338
							46(1)(b)	338
TABLELANDS HEALTH SERVICE DISTRICT	N	157	157	0	0	100		
	P	250	250	0	0	100		
TOOWOOMBA HEALTH SERVICE DISTRICT	N	5559	2533	736	2290	58.8	27(3)	14
							40(d)	8
							42(1)(h)	654
							44(1)	2489
	P	14917	12837	445	1635	89	22(a)	2
							27(3)	556
							27(4)	142
							41(1)	5
							42(1)(b)	19

## Appendix 1.7: Action taken on documents (state government)

### Appendix 1.7 - s.108(4)(c) Action taken on documents (State Government)

Those agencies with nil returns have not been included

PORTFOLIO/AGENCY	Applic. Type Personal / Non- Personal	No. of Pages considered	Access in Full	Access in Part	Access Refused	% of Pages Released in Full or Part	Provisions	
							Invoked	No. of Times
							42(1)(c)	210
							42(1)(h)	35
							44(1)	323
							44(3)	845
							46(1)(a)	3
							46(1)(b)	27
TOWNSVILLE HEALTH SERVICE DISTRICT	N	3036	2431	37	568	81.2	40(a)	75
							43(1)	41
							44(1)	141
							44(3)	63
							46(1)(b)	75
							48(1)	9
	P	2094	1965	39	90	95.7	42(1)(b)	11
							42(1)(e)	2
							42(1)(h)	57
							44(1)	34
							46(1)(b)	31
							50c	4
							54	14
WEST MORETON HEALTH SERVICE DISTRICT	N	3617	2658	57	902	75	42(1)(h)	5
							44(1)	942
							46(1)(b)	13
	P	30619	18816	9854	1949	93.6	22(a)	133
							22(b)	407
							22(c)	3
							22(d)(ii)	6
							42(1)(c)	7712
							42(1)(h)	14
							44(1)	2129
							44(3)	1800
							46(1)(b)	580

**Appendix 1.7 - s.108(4)(c)**  
**Action taken on documents (State Government)**

Those agencies with nil returns have not been included

PORTFOLIO/AGENCY	Applic. Type Personal / Non- Personal	No. of Pages considered	Access in Full	Access in Part	Access Refused	% of Pages Released in Full or Part	Provisions	
							Invoked	No. of Times
<b>STATUTORY AUTHORITIES</b>								
OFFICE OF HEALTH PRACTITIONER REGISTRATION BOARDS (OHPRB)	N	5780	2644	168	2968	48.6	38(1)(b)	451
							42(1)(a)	999
							42(1)(b)	25
							43(1)	107
							44(1)	1658
							45(1)(c)	38
	P	8671	6340	940	1391	83.9	36(1)(a)	51
							41(1)	4
							42(1)(a)	916
							42(1)(b)	15
							42(1)(e)	7
							43(1)	68
							44(1)	575
							45(1)(c)	69
							46(1)(b)	45
							48(1)	14
HEALTH RIGHTS COMMISSION/HEALTH QUALITY COMPLAINTS COMMISSION	N	1021	657	128	236	76.8	42(1)(a)	23
							43(1)	1
							44(1)	227
							45(1)(c)	69
							46(1)(a)	49
	P	5703	5360	133	210	96.3	43(1)	12
							44(1)	216
							45(1)(c)	25
							46(1)(a)	98
							46(1)(b)	16
QUEENSLAND NURSING COUNCIL	N	1599	1388	158	53	96.6	42(1)(e)	7
							43(1)	202
							44(1)	2
<b>PORTFOLIO TOTAL</b>		<b>349682</b>	<b>292976</b>	<b>22835</b>	<b>33871</b>	<b>90.3</b>		



Appendix 1.7: Action taken on documents (state government)

Appendix 1.7 - s.108(4)(c)  
Action taken on documents (State Government)

Those agencies with nil returns have not been included

PORTFOLIO/AGENCY	Applic. Type Personal / Non- Personal	No. of Pages considered	Access in Full	Access in Part	Access Refused	% of Pages Released in Full or Part	Provisions	
							Invoked	No. of Times
<b>INDUSTRIAL RELATIONS</b>								
<b>Reporting period July 2005 - August 2005</b>								
DEPARTMENT OF INDUSTRIAL RELATIONS								
CROFT, P - FOI COORDINATOR	N	702	507	80	115	83.6	42(1)(a)	10
							43(1)	6
							44(1)	179
	P	649	573	68	8	98.8	43(1)	6
							44(1)	69
							45(1)(b)	1
SHARMA, N - SENIOR ADMIN LAW OFFICER	N	8995	7443	746	806	91	42(1)(b)	11
							43(1)	82
							44(1)	1418
							45(1)(a)	1
							45(1)(b)	43
THORNTON, P - PRINCIPAL ADMIN LAW OFFICER	P	123	116	7	0	100	44(1)	7
	N	177	159	17	1	99.4	42(1)(b)	11
							43(1)	1
							44(1)	6
WILLIAMS, M - MANAGER ADMIN LAW UNIT	N	111	84	11	16	85.6	43(1)	10
							44(1)	8
							45(1)(b)	9
WINDOW, A - SENIOR ADMIN LAW OFFICER	N	2691	2306	307	78	97.1	43(1)	115
							44(1)	270
							43(1)	32
							44(1)	44

**Appendix 1.7 - s.108(4)(c)**  
**Action taken on documents (State Government)**

Those agencies with nil returns have not been included

PORTFOLIO/AGENCY	Applic. Type Personal / Non- Personal	No. of Pages considered	Access in Full	Access in Part	Access Refused	% of Pages Released in Full or Part	Provisions	
							Invoked	No. of Times
WORKCOVER QUEENSLAND								
SHULTZ, K - INFORMATION RELEASE OFFICER	N	448	336	84	28	93.8	44	112
HIND, J - INFORMATION RELEASE OFFICER QCOMP	N	992	736	111	145	85.4	44	256
COKELY, S - SENIOR ADMIN LAW ADVISOR	N	257	257	0	0	100		
FERGUSON - EXECUTIVE SERVICES ADVISOR	N	104	104	0	0	100		
<b>Reporting period September 2005 - June 2006</b>								
DEPARTMENT OF INDUSTRIAL RELATIONS	N	101936	80058	7604	14274	84.8	36(1)(a)	6
							42(1)(a)	14
							42(1)(b)	45
							43(1)	3278
							44(1)	13350
							45(1)(a)	305
							45(1)(b)	5051
							454(1)(c)	10
							46(1)(a)	87
							46(1)(b)	140
	P	2861	2598	166	97	95.8	42(1)(a)	2
							42(1)(b)	2
							43(1)	51
							44(1)	144
							45(1)(b)	66
WORKCOVER QUEENSLAND	N	14845	9767	3818	1260	91.5	44	5078
	P	500	500	0	0	100		
QCOMP	N	2558	2259	66	233	91	43(1)	299
	P	167	43	0	124	25.7	43(1)	124
<b>PORTFOLIO TOTAL</b>		<b>138599</b>	<b>108354</b>	<b>13154</b>	<b>17191</b>	<b>87.6</b>		

Appendix 1.7: Action taken on documents (state government)

Appendix 1.7 - s.108(4)(c)  
Action taken on documents (State Government)

Those agencies with nil returns have not been included

PORTFOLIO/AGENCY	Applic. Type Personal / Non- Personal	No. of Pages considered	Access in Full	Access in Part	Access Refused	% of Pages Released in Full or Part	Provisions	
							Invoked	No. of Times
<b>JUSTICE AND ATTORNEY-GENERAL</b>								
<b>Reporting period July 2005 - August 2005</b>								
DEPARTMENT OF JUSTICE AND ATTORNEY- GENERAL								
TIERNEY, C - A/SENIOR INFORMATION OFFICER	N	32	0	13	19	40.6	22(a)	4
							44(1)	15
	P	5529	1872	894	2763	50	22(a)	2112
							22(c)	77
							43(1)	3
							44(1)	1466
MCKEMMISH, K - MANAGER FOI	N	171	113	57	1	99.4	36(1)(e)	1
							44(1)	150
	P						41(1)	13
							44(1)	32
LEGAL AID QUEENSLAND								
MOSS, M - FOI COORDINATOR	P	959	877	34	48	95	43(1)	1
							44(1)	74
							46(1)(b)	22
<b>Reporting period September 2005 - June 2006</b>								
DEPARTMENT OF JUSTICE AND ATTORNEY- GENERAL	P	32357	4146	3450	24761	23.4	11(1)(e)	3
							11(1)(f)	1
							22(a)	15379
							22(c)	217
							42(1)(b)	4
							42(1)(d)	133
							42(1)(e)	20
							42(1)(h)	14
							43(1)	2438
							44(1)	9685

**Appendix 1.7 - s.108(4)(c)**  
**Action taken on documents (State Government)**

Those agencies with nil returns have not been included

PORTFOLIO/AGENCY	Applic. Type Personal / Non- Personal	No. of Pages considered	Access in Full	Access in Part	Access Refused	% of Pages Released in Full or Part	Provisions	
							Invoked	No. of Times
							46(1)(a)	138
							46(1)(b)	1
							41(1)	77
	N	8156	2315	915	4926	39.6	21	1
							22(a)	3150
							41(1)	216
							43(1)	82
							44(1)	1805
							48(1)	421
							27(3)	7
							36(1)(f)	5
							36(1)(g)	1
							37(1)(f)	21
							37(1)(g)	38
							36(1)(a)	406
							37(1)(c)	5
							45(1)(c)	3
							46(1)(b)	2
PUBLIC TRUST OFFICE	P	508	459	31	18	96.5	44(1)	31
							43(1)	18
	N	57	51	1	5	91.2	44(1)	5
							46(1)(b)	2
LEGAL AID QUEENSLAND	P	3691	3412	178	101	97.3	22(a)	1
							22(b)	1
							40(c)	21
							43(1)	3
							44(1)	262
							44(3)	12
							45(1)(c)	2
							46(1)(b)	6
LEGAL SERVICES COMMISSION	N	698	668	9	21	97	42(1)(a)	30

## Appendix 1.7: Action taken on documents (state government)

### Appendix 1.7 - s.108(4)(c) Action taken on documents (State Government)

Those agencies with nil returns have not been included

PORTFOLIO/AGENCY	Applic. Type Personal / Non- Personal	No. of Pages considered	Access in Full	Access in Part	Access Refused	% of Pages Released in Full or Part	Provisions	
							Invoked	No. of Times
ANTI-DISCRIMINATION COMMISSION QUEENSLAND	N	398	392	0	6	98.5	42(1)(i)	6
<b>PORTFOLIO TOTAL</b>		<b>52556</b>	<b>14305</b>	<b>5582</b>	<b>32669</b>	<b>37.8</b>		
<b>LOCAL GOVERNMENT, PLANNING, SPORT AND RECREATION</b>								
<b>Reporting period July 2005 - August 2005</b>								
DEPARTMENT OF LOCAL GOVERNMENT, PLANNING SPORT AND RECREATION								
CROSS, L - MANAGER, LEGAL AND ADMIN REVIEW SERVICES	N	26	13	0	13	50	36	13
CROSS, L - MANAGER, LEGAL AND ADMIN REVIEW SERVICES	N	16	15	1	0	100	43	1
<b>Reporting period September 2005 - June 2006</b>								
DEPARTMENT OF LOCAL GOVERNMENT, PLANNING, SPORT AND RECREATION	P	139	93	0	46	66.9	36	46
	N	4497	2926	660	911	79.7	36(1)(a)	727
							36(1)(c)	18
							36(1)(e)	38
							36(1)(f)	9
							45(1)(c)	1
							22(a)	58
							43(1)	256
							44(1)	190
							31	27
							42	28
							45(1)(b)	8
							46(1)	3
MAJOR SPORTS FACILITIES AUTHORITY	N	947	245	0	702	25.9	46(1)(a)	344

**Appendix 1.7 - s.108(4)(c)**  
**Action taken on documents (State Government)**  
 Those agencies with nil returns have not been included

PORTFOLIO/AGENCY	Applic. Type Personal / Non- Personal	No. of Pages considered	Access in Full	Access in Part	Access Refused	% of Pages Released in Full or Part	Provisions	
							Invoked	No. of Times
							45(1)(b)	242
							45(1)(c)	242
<b>PORTFOLIO TOTAL</b>		<b>5625</b>	<b>3292</b>	<b>661</b>	<b>1672</b>	<b>70.3</b>		
<b>NATURAL RESOURCES, MINES AND WATER</b>								
<b>Reporting period July 2005 - August 2005</b>								
DEPARTMENT OF NATURAL RESOURCES, MINES AND WATER								
ZUBRINICH, R - MANAGER, ADMIN REVIEW	N	3259	2772	109	378	88.4	22(a)	155
							43(1)	252
							44(1)	23
							46(1)(a)	2
							50(c)	16
	P	76	69	7	0	100	44(1)	7
<b>Reporting period September 2005 - June 2006</b>								
DEPARTMENT OF NATURAL RESOURCES, MINES AND WATER	N	50928	36512	2242	12174	76.1	22(a)	797
							36(1)(e)	183
							37(1)(a)	17
							43(1)	14595
							44(1)	971
							45(1)(c)	85
							31	1

## Appendix 1.7: Action taken on documents (state government)

### Appendix 1.7 - s.108(4)(c) Action taken on documents (State Government)

Those agencies with nil returns have not been included

PORTFOLIO/AGENCY	Applic. Type Personal / Non- Personal	No. of Pages considered	Access in Full	Access in Part	Access Refused	% of Pages Released in Full or Part	Provisions	
							Invoked	No. of Times
							42(1)(a)	656
							35	3
							36(1)(a)	1197
							36(1)(b)	147
							36(1)(c)	1022
							36(1)(f)	452
							36(1)(g)	1184
							45(1)(b)	2
							46(1)(a)	30
							50(c)	269
							12	14
							37(1)(c)	1
							37(1)(g)	4
							38(b)	48
							42(1)(b)	18
	P	315	245	0	70	77.8	12	17
							42(1)(a)	13
							43(1)	49
<b>PORTFOLIO TOTAL</b>		<b>54578</b>	<b>39598</b>	<b>2358</b>	<b>12622</b>	<b>76.9</b>		
<b>POLICE</b>								
<b>QUEENSLAND POLICE SERVICE</b>								
TRAPPETT, S- MANAGER FOI&P UNIT	N	560	489	10	61	89.1	s44(1)	36
							s42(1)(a)	35
KILPATRICK, D - INSPECTOR FOI&P UNIT	N	2006	1351	596	59	97	s44(1)	639
							s42(1)(a)	1
							s42(1)(d)	5
							s48(1)	6
	P	353	203	97	53	84.9	s44(1)	99
							s42(1)(a)	1
							s42(1)(d)	7

**Appendix 1.7 - s.108(4)(c)**  
**Action taken on documents (State Government)**

Those agencies with nil returns have not been included

PORTFOLIO/AGENCY	Applic. Type Personal / Non- Personal	No. of Pages considered	Access in Full	Access in Part	Access Refused	% of Pages Released in Full or Part	Provisions	
							Invoked	No. of Times
							s42(1)(e)	50
							s11(1)(e)	3
REYNOLDS, R - SENIOR SERGEANT	N	342	287	35	20	94.1	s21	1
							s42(1)(a)	1
							s44(1)	224
	P	112	59	53	0	100	s21	1
							s44(1)	52
							s28a(1)	1
SHILLINGTON, R - A/SENIOR ADMIN OFFICER	N	94	39	35	20	78.7	s44(1)	52
							s42(1)(a)	1
							s21	1
	P	73	35	20	18	75.3	s44(1)	17
							s42(1)(a)	1
MARMO, A - SENIOR ADIN OFFICER	N	248	193	35	20	91.9	s21	1
							s42(1)(a)	26
							s44(1)	53
							s42(1)(d)	26
							s42(1)(e)	8
	p	397	239	140	18	95.4		
							s44(1)	26
							s42(1)(a)	1
							s42(1)(d)	1
MCGHIE, M - A/SENIOR SERGEANT	N	5	4	1	0	100	s44(1)	1
ROBINSON, P - SENIOR SERGEANT	N	625	435	180	10	98.4	s42(1)(a)	1
							s44(1)	183
							s42(1)(d)	1
							s42(1)(b)	6
	P	500	178	255	67	86.6	s42(1)(a)	8
							s44(1)	273
							s42(1)(d)	34
							s21	1



## Appendix 1.7: Action taken on documents (state government)

### Appendix 1.7 - s.108(4)(c) Action taken on documents (State Government)

Those agencies with nil returns have not been included

PORTFOLIO/AGENCY	Applic. Type Personal / Non- Personal	No. of Pages considered	Access in Full	Access in Part	Access Refused	% of Pages Released in Full or Part	Provisions	
							Invoked	No. of Times
OWEN, O - SENIOR SERGEANT	N	148	117	1	30	79.7	s42(1)(a)	31
							s44(1)	1
							s44(1)	1
							s42(1)(a)	11
1 September 2005 to 30 June 2006 QUEENSLAND POLICE SERVICE	N	20793	12951	5316	2526	87.8	s21	0
							s27(3)	108
							s28A(1)	5
							s28A(2)(a)	1
							s29(1)(a)	3
							s29(4)	1
							s29B(1)	1
							s29B(4)(a)	1
							s31(a)	1
							s35(2)(a)	1
							s37(1)(c)	50
							s40(c)	51
							s41(1)(a)	21
							s42(1)(a)	627
							s42(1)(b)	32
s42(1)(ca)	14							
s42(1)(d)	228							
s42(1)(e)	50							
s42(1)(h)	4							
s42(3A)	38							
s43(1)	59							
s44(1)	5372							
s46(1)(a)	1							
s48(1)	76							
s50(a)	6							
s21	1							
s27(3)	169							
s27(4)	51							

**Appendix 1.7 - s.108(4)(c)**  
**Action taken on documents (State Government)**

Those agencies with nil returns have not been included

PORTFOLIO/AGENCY	Applic. Type Personal / Non-Personal	No. of Pages considered	Access in Full	Access in Part	Access Refused	% of Pages Released in Full or Part	Provisions	
							Invoked	No. of Times
							s28(5)	1
							s28A(1)	3
							s28A(2)(a)	1
							s29(1)(a)	1
							s29B(1)	1
							s35(2)(a)	1
							s41(1)(a)	3
							s42(1)(a)	102
							s42(1)(b)	14
							s42(1)(ca)	1
							s42(1)(d)	144
							s42(1)(e)	14
							s42(1)(g)	4
							s42(1)(i)	4
							s42(1A)	1
							s43(1)	7
							s44(1)	4496
							s44(3)(a)	41
							s44(3)(b)	10
							s46(1)(a)	1
							s46(1)(b)	13
							s48(1)	9
<b>PORTFOLIO TOTAL</b>		<b>38628</b>	<b>22774</b>	<b>11416</b>	<b>4438</b>	<b>88.5</b>		

N.B. Please note that documents exempted under s42(1)(a) & s42(1)(d) do not always show a figure for the number of times used, this is because the FOI Unit has policies in place that allow direct confirmation with investigating officers that matters are not finalised or are pending for court. In these instances the decision makers do not need to have possession of the documents to exempt them.

<b>PREMIER AND CABINET</b>								
<b>Reporting period July 2005 - August 2005</b>								
<b>OFFICE OF THE PREMIER</b>								
<b>LYE, J - POLICY OFFICER</b>	N	49	41	8	0	100	44(1)	8
							21	2

Appendix 1.7: Action taken on documents (state government)

Appendix 1.7 - s.108(4)(c)  
**Action taken on documents (State Government)**  
 Those agencies with nil returns have not been included

PORTFOLIO/AGENCY	Applic. Type Personal / Non- Personal	No. of Pages considered	Access in Full	Access in Part	Access Refused	% of Pages Released in Full or Part	Provisions	
							Invoked	No. of Times
DEPARTMENT OF THE PREMIER AND CABINET								
CONWAY, C - FOI COORDINATOR	N	343	305	27	11	96.8	36(1)(e)	1
							36(1)(g)	1
							43(1)	5
							44(1)	14
							45(1)(c)	22
							21	1
SOUTH BANK CORPORATION								
MILLS, C - ORPORATE SERVICES MANAGER	N	108	108	0	0	100		
COMMISSION FOR CHILDREN AND YOUNG PEOPLE AND CHILD GUARDIAN								
REDELL, T - A/EXECUTIVE MANAGER	N	351	323	28	0	100	44(1)	28
KIDD, J - A/PRINCIPAL POLICY OFFICER	P	11	9	0	2	81.8	44(1)	2
OFFICE OF PUBLIC SERVICE MERIT AND EQUITY								
POPE, S - MANAGER BUSINESS SERVICES	N	103	40	16	47	54.4	36(1)(c)	10
							36(1)(f)	7
							36(1)(g)	8
							37(1)(c)	10
							37(1)(f)	3
							43(1)	4
							44(1)	12
<b>Reporting period September 2005 - June 2006</b>								
OFFICE OF THE PREMIER	N	116	106	0	10	91.4	43(1)	6
							50(c)	4
	P	2	1	1	0	100	44(1)	1

**Appendix 1.7 - s.108(4)(c)  
Action taken on documents (State Government)**

Those agencies with nil returns have not been included

PORTFOLIO/AGENCY	Applic. Type Personal / Non- Personal	No. of Pages considered	Access in Full	Access in Part	Access Refused	% of Pages Released in Full or Part	Provisions	
							Invoked	No. of Times
DEPARTMENT OF THE PREMIER AND CABINET	N	872	297	32	543	37.7	36(1)(a)	36
							36(1)(b)	4
							36(1)(c)	470
							36(1)(e)	14
							36(1)(g)	13
							43(1)	9
							44(1)	29
							45(1)(c)	4
								21
	P	61	61	0	0	100		2
THE COORDINATOR-GENERAL	N	443	443	0	0	100		
OFFICE OF URBAN MANAGEMENT	N	1656	995	4	657	60.3	36(1)(a)	551
							36(1)(f)	7
							36(1)(g)	619
							43(1)	20
								21
QUEENSLAND AUDIT OFFICE	P	4	1	3	0	100	39(2)	3
COMMISSION FOR CHILDREN AND YOUNG PEOPLE AND CHILD GUARDIAN	N	3	0	0	3	0	44(1)	3
	P	185	115	62	8	95.7	42(1)(b)	17
							43(1)	10
							44(1)	60
							46(1)(b)	2
							28A(1)	1
OFFICE OF PUBLIC SERVICE MERIT AND EQUITY	P	613	611	0	2	99.7	43(1)	2
<b>PORTFOLIO TOTAL</b>		<b>4920</b>	<b>3456</b>	<b>181</b>	<b>1283</b>	<b>73.9</b>		

Appendix 1.7: Action taken on documents (state government)

Appendix 1.7 - s.108(4)(c)  
 Action taken on documents (State Government)  
 Those agencies with nil returns have not been included

PORTFOLIO/AGENCY	Applic. Type Personal / Non- Personal	No. of Pages considered	Access in Full	Access in Part	Access Refused	% of Pages Released in Full or Part	Provisions	
							Invoked	No. of Times
<b>PRIMARY INDUSTRIES AND FISHERIES</b>								
Reporting period July-August 2005								
DEPARTMENT OF PRIMARY INDUSTRIES AND FISHERIES								
CASSON, N - A/SENIOR REVIEW OFFICER	N	1456	1105	88	263	81.9	41(1)	5
							42(1)(a)	1
							43(1)	7
							44(1)	5
							45(1)(a)	16
							45(1)(b)	5
							45(1)(c)	57
							46(1)(a)	4
	P	2	2	0	0	100		
Reporting period September 2005 - June 2006								
DEPARTMENT OF PRIMARY INDUSTRIES AND FISHERIES	N	6111	4338	365	1408	77	36(1)(a)	256
							36(1)(c)	1
							36(1)(e)	147
							37(1)(a)	15
							38(a)	13
							38(b)	475
							40(c)	557
							41(1)	7
							42(1)(a)	7
							42(1)(b)	48
							44(1)	227
							45(1)(b)	5
							45(1)(c)	271
							46(1)(b)	10
							50(c)	16
	P	1339	1195	44	100	92.5	40(c)	6
							41(1)	7

**Appendix 1.7 - s.108(4)(c)**  
**Action taken on documents (State Government)**  
 Those agencies with nil returns have not been included

PORTFOLIO/AGENCY	Applic. Type Personal / Non- Personal	No. of Pages considered	Access in Full	Access in Part	Access Refused	% of Pages Released in Full or Part	Provisions	
							Invoked	No. of Times
							42(1)(a)	6
							42(1)(b)	9
							44(1)	87
							44(3)	25
							46(1)(a)	9
							50(c)	2
QUEENSLAND RURAL ADJUSTMENT AUTHORITY	P	81	81	0	0	100		
<b>PORTFOLIO TOTAL</b>		<b>8989</b>	<b>6721</b>	<b>497</b>	<b>1771</b>	<b>80.3</b>		
<b>PUBLIC WORKS</b>								
<b>Reporting period July-August 2005</b>								
DEPARTMENT OF PUBLIC WORKS								
FELSMAN, K - FOI COORDINATOR	N	153	144	9	0	100	44(1)	9
FELSMAN, K - FOI COORDINATOR	N	315	296	4	15	95.2	46(1)(b)	19
FELSMAN, K - FOI COORDINATOR	N	540	540	0	0	100		
FELSMAN, K - FOI COORDINATOR	N	18	18	0	0	100		
FELSMAN, K - FOI COORDINATOR	P	1	1	0	0	100		
DEPARTMENT OF HOUSING								
CABANIUK, P - FOI OFFICER	N	6	6	0	0	100		
CABANIUK, P - FOI OFFICER	P	134	131	3	0	100	44(1)	3
CABANIUK, P - FOI OFFICER	P	7	7	0	0	100		
CABANIUK, P - FOI OFFICER	P	1	0	0	1	0	44(1)	1
BUILDING SERVICES AUTHORITY								
HAYES, L - FOI OFFICER	P	6216	5955	145	116	98.1	22(b)	4
							42(1)(a)	22
							42(1)(b)	9
							42(1)(e)	22
							43(1)	38
							44(1)	166
							45(1)(c)	4
							46(1)(a)	5
							46(1)(b)	5

## Appendix 1.7: Action taken on documents (state government)

### Appendix 1.7 - s.108(4)(c) Action taken on documents (State Government)

Those agencies with nil returns have not been included

PORTFOLIO/AGENCY	Applic. Type Personal / Non- Personal	No. of Pages considered	Access in Full	Access in Part	Access Refused	% of Pages Released in Full or Part	Provisions	
							Invoked	No. of Times
	N	2790	2588	158	44	98.4	22(b)	7
							43(1)	3
							44(1)	153
							45(1)(c)	3
RESIDENTIAL TENANCIES AUTHORITY								
DAVIDSON, P	P	71	71	0	0	100		
Reporting period - September 2005 - June 2006								
DEPARTMENT OF PUBLIC WORKS	N	1588	1065	455	68	95.7	36(1)(b)	3
							36(1)(c)	11
							36(1)(g)	10
							36(1)(a)	39
							36(1)(f)	43
							45(1)(c)	443
							41(1)	7
							50(c)	14
							42(1)(c)	1
							42(1)(e)	11
							42(1)(h)	1
							44(1)	96
	P	149	147	2	0	100	46(1)(a)	441
							44(1)	2
BOARD OF PROFESSIONAL ENGINEERS	N	126	109	3	14	88	43	14
							44(1)	3
QUEENSLAND RACING	N	20	20	0	0	100		
	P	113	0	45	68	39.8	28A(1)	6
							46(1)(a)	2
							41(1)	3
							43(1)	1
							42(1)(a)	1
							27(3)	1

**Appendix 1.7 - s.108(4)(c)**  
**Action taken on documents (State Government)**

Those agencies with nil returns have not been included

PORTFOLIO/AGENCY	Applic. Type Personal / Non- Personal	No. of Pages considered	Access in Full	Access in Part	Access Refused	% of Pages Released in Full or Part	Provisions	
							Invoked	No. of Times
DEPARTMENT OF HOUSING	N	527	75	2	450	14.61	21	3
							45(1)(c)	386
							40(a)	5
							40(b)	5
							45(1)(b)	334
							46(1)(b)	396
							44(1)	50
							44(1)	78
							46(1)(a)	1
							46(1)(b)	45
							45(1)(c)	24
							28A(1)	1
							28A(2)	1
							28B(1)	1
28B(2)	1							
45(1)(b)	23							
43(1)	24							
42(1)(e)	12							
BUILDING SERVICES AUTHORITY	P	36575	33266	1285	2024	94.5	22(a)	138
							42(1)(a)	3
							42(1)(b)	5
							42(1)(e)	303
							43(1)	1399
							44(1)	1330
							45(1)(b)	2
							45(1)(c)	10
							46(1)(a)	126
							46(1)(b)	37
							22(a)	89
							41(1)	3
							42(1)(e)	58
							43(1)	2020
44(1)	649							
45(1)(b)	14							



Appendix 1.7: Action taken on documents (state government)

**Appendix 1.7 - s.108(4)(c)**  
**Action taken on documents (State Government)**  
 Those agencies with nil returns have not been included

PORTFOLIO/AGENCY	Applic. Type Personal / Non- Personal	No. of Pages considered	Access in Full	Access in Part	Access Refused	% of Pages Released in Full or Part	Provisions	
							Invoked	No. of Times
							45(1)(c)	18
							46(1)(a)	263
							46(1)(b)	1
ADJUDICATION REGISTRY (BUILDING AND CONSTRUCTION INDUSTRY PAYMENTS ACT)	N	1075	944	28	103	90.4	44(1)	28
							45(1)(b)	8
							46(1)(a)	103
RESIDENTIAL TENANCIES AUTHORITY	N	9	0	4	5	44.4	44(1)	9
							46(1)(b)	9
<b>PORTFOLIO TOTAL</b>		444	444	2796	5374	100		
		<b>65368</b>	<b>57198</b>			<b>91.8</b>		
<b>QUEENSLAND OMBUDSMAN</b>								
Reporting period July-August 2005								
OMBUDSMAN								
O'NEILL, M	P	3	3			100	0	0
Reporting period - September 2005 - June 2006								
OMBUDSMAN	P	1090	1032	34	24	97.7	46(1)(b)	9
	N	398	327	71	0	100	45(1)(c)	7
							22	24
							42(1)(b) & 44(1)	71
<b>PORTFOLIO TOTAL</b>		<b>1491</b>	<b>1362</b>	<b>105</b>	<b>24</b>	<b>98.4</b>		
<b>STATE DEVELOPMENT</b>								
Reporting period July-August 2005								
DEPARTMENT OF STATE DEVELOPMENT, TRADE AND INNOVATION								
HIGGINS, L - ADMIN LAW COORDINATOR	P	8	6	2	0	100	44(1)	2
	N	1489	202	211	1076	27.7	45(1)(a)	1141

**Appendix 1.7 - s.108(4)(c)**  
**Action taken on documents (State Government)**

Those agencies with nil returns have not been included

PORTFOLIO/AGENCY	Applic. Type Personal / Non- Personal	No. of Pages considered	Access in Full	Access in Part	Access Refused	% of Pages Released in Full or Part	Provisions	
							Invoked	No. of Times
							45(1)(b)	1141
							45(1)(c)	1141
							43(1)	3
							44(1)	143
<b>Reporting period - September 2005 - June 2006</b>								
DEPARTMENT OF STATE DEVELOPMENT, TRADE AND INNOVATION	N	1202	756	78	368	69.4	37(1)(a)	83
							37(1)(c)	83
							37(1)(d)	83
							37(1)(e)	83
							37(1)(g)	83
							45(1)(b)	83
							45(1)(c)	217
							36(1)(a)	201
							36(1)(b)	82
							36(1)(e)	220
							36(1)(c)	201
							36(1)(g)	201
<b>PORTFOLIO TOTAL</b>		<b>2699</b>	<b>964</b>	<b>291</b>	<b>1444</b>	<b>46.5</b>		
<b>TOURISM, FAIR TRADING AND WINE INDUSTRY DEVELOPMENT</b>								
<b>Reporting period July-August 2005</b>								
DEPARTMENT OF TOURISM, FAIR TRADING AND WINE INDUSTRY DEVELOPMENT	N	3210	2642	496	72	97.7	41(1)	10
TOOHEY, S							42(1)(a)	17
							42(1)(d)	17
							42(1)(e)	39
							43(1)	11

Appendix 1.7: Action taken on documents (state government)

Appendix 1.7 - s.108(4)(c)  
Action taken on documents (State Government)

Those agencies with nil returns have not been included

PORTFOLIO/AGENCY	Applic. Type Personal / Non- Personal	No. of Pages considered	Access in Full	Access in Part	Access Refused	% of Pages Released in Full or Part	Provisions	
							Invoked	No. of Times
							44(1)	464
							45(1)(b)	1
							45(1)(c)	67
							46(1)(b)	24
	P	120	92	22	6	95	40(c)	5
							42(1)(e)	2
							43(1)	6
							44(1)	12
							45(1)(c)	5
<b>Reporting period - September 2005 - June 2006</b>								
<b>TOURISM, FAIR TRADING AND WINE INDUSTRY DEVELOPMENT</b>	N	7568	5741	1227	600	92	38(b)	11
							41(1)	19
							42(1)(a)	2
							42(1)(b)	9
							42(1)(c)	4
							42(1)(d)	4
							42(1)(e)	163
							43(1)	308
							44(1)	891
							45(1)(b)	41
							45(1)(c)	88
							45(3)	1
							46(1)(b)	4
	P	600	546	38	16	97.3	50(c)	7
							43(1)	1
	N	110	96		14	87.2	44(1)	53
							s45(1)(c)	14
<b>PORTFOLIO TOTAL</b>		<b>11608</b>	<b>9117</b>	<b>1783</b>	<b>708</b>	<b>93.9</b>		

**Appendix 1.7 - s.108(4)(c)**  
**Action taken on documents (State Government)**

Those agencies with nil returns have not been included

PORTFOLIO/AGENCY	Applic. Type Personal / Non- Personal	No. of Pages considered	Access in Full	Access in Part	Access Refused	% of Pages Released in Full or Part	Provisions	
							Invoked	No. of Times
<b>TRANSPORT</b>								
<b>Reporting period July-August 2005</b>								
MAIN ROADS								
BURNS, B	N	654	608	46	0	100	44(1)	44
BERMINGHAM, L	N	910	688	221	1	99.9	45(1)(c)	2
DAY, P	N	190	188	2	0	100	44(1)	222
DANDO, R	N	80	80			100	44(1)	2
							21	1
QUEENSLAND TRANSPORT								
BURNS, B	N	305	265	40	0	100	21	1
BURNS, B	P	12	12	0	0	100	44(1)	40
HEALEY, G	N	41	41			100		
BERMINGHAM, L	N	67	36	31	0	100	21	2
DAY, P	N	348	326	21	1	99.7	44(1)	31
							21	3
							42(1)(e)	1
DAY, P	P	6	6	0	0	100	44(1)	21
DANDO, R	N	1229	1189	36	4	99.7	21	1
							36(1)(e)	2
							44(1)	38
<b>Reporting period - September 2005 - June 2006</b>								
MAIN ROADS	N	14501	13172	1026	303	97.9	21	2
							28A(1)	5
							36(1)(g)	2
							40(c)	21
							43(1)	49
							44(1)	359
							45(1)(c)	650
							46(1)(a)	202

Appendix 1.7: Action taken on documents (state government)

**Appendix 1.7 - s.108(4)(c)**  
**Action taken on documents (State Government)**  
 Those agencies with nil returns have not been included

PORTFOLIO/AGENCY	Applic. Type Personal / Non- Personal	No. of Pages considered	Access in Full	Access in Part	Access Refused	% of Pages Released in Full or Part	Provisions	
							Invoked	No. of Times
							46(1)(b)	2
							50(c)	65
QUEENSLAND TRANSPORT	N	8973	8059	794	120	98.7	21	8
							25(2)	2
							28A(1)	15
							28A(2)	1
							29B(4)(d)(i)	1
							36(1)(e)	2
							36(1)(g)	2
							41(1)	5
							42(1)(a)	14
							42(1)(b)	1
							42(1)(e)	1
							43(1)	9
							44(1)	757
							45(1)(b)	16
							45(1)(c)	8
							46(1)(a)	1
							46(1)(b)	2
							50(b)	4
	P	129	116	4	9	93	42(1)(b)	5
							44(1)	5
							46(1)(b)	1
QUEENSLAND RAIL	N	6321	5183	232	906	85.7	11A	295
							21	1
							40(a)	257
							44(1)	622
	P	4665	2374	383	1908	59.1	11A	1
							27(3)	26
							42(1)(a)	6
							43(1)	8
							44(1)	2681
							53	15

**Appendix 1.7 - s.108(4)(c)**  
**Action taken on documents (State Government)**

Those agencies with nil returns have not been included

PORTFOLIO/AGENCY	Applic. Type Personal / Non- Personal	No. of Pages considered	Access in Full	Access in Part	Access Refused	% of Pages Released in Full or Part	Provisions	
							Invoked	No. of Times
CENTRAL QUEENSLAND PORT AUTHORITY	N	2	2	0	0	100		
PORT OF BRISBANE CORPORATION	P	8	8	0	0	100		
<b>PORTFOLIO TOTAL</b>		<b>38441</b>	<b>32353</b>	<b>2836</b>	<b>3252</b>	<b>91.5</b>		
<b>QUEENSLAND TREASURY</b>								
<b>Reporting period July-August 2005</b>								
BOARD OF TRUSTEES OF STATE PUBLIC SECTOR SUPER FUND								
TUNNEY, R - FOI OFFICER	P	265	265	0	0	100	0	0
TREASURER								
LYE, J - FOI DECISION MAKER	N	5	1	4	0	100	45(1)(c)	2
TREASURY DEPARTMENT								
TUNNEY, R - FOI OFFICER	N	499	127	161	211	57.7	36(1)(c) 44(1)	13 92
							45(1)(b)	248
WALKER, A - SENIOR POLICY OFFICER	N	9	0	0	9	0	45(1)(c) 48	9
<b>Reporting period September 2005 - June 2006</b>								
BOARD OF TRUSTEES OF STATE PUBLIC SECTOR SUPER FUND	P	1036	1020	16	0	100	44(1)	16
	N	50	50	0	0	100	0	0
NOMINAL DEFENDANT	P	2370	2011	359	0	100	43(1) 44(1)	72 287
Treasurer	N	15	12	3	0	100	36(1)(c)	3
TREASURY DEPARTMENT	N	6459	3996	2360	103	98.4	29(4)	96

## Appendix 1.7: Action taken on documents (state government)

### Appendix 1.7 - s.108(4)(c) Action taken on documents (State Government)

Those agencies with nil returns have not been included

PORTFOLIO/AGENCY	Applic. Type Personal / Non- Personal	No. of Pages considered	Access in Full	Access in Part	Access Refused	% of Pages Released in Full or Part	Provisions	
							Invoked	No. of Times
							36(1)(c)	29
							36(1)(e)	9
							36(1)(f)	6
							36(1)(g)	12
							43	18
							44(1)	1570
							45(1)(b)	517
							45(1)(c)	238
							48	5
	P	18	18	0	0	100	0	0
<b>PORTFOLIO TOTAL</b>		<b>10726</b>	<b>7500</b>	<b>2903</b>	<b>323</b>	<b>97</b>		
<b>GRAND TOTAL</b>		<b>1160944</b>	<b>853367</b>	<b>150943</b>	<b>156634</b>	<b>86.5</b>		

## Appendix 1.8: Action taken on documents (local government)

### Appendix 1.8 - S.108(4)(c) Action taken on Documents (Local Government)

Those agencies with nil returns have not been included

PORTFOLIO/AGENCY	Applic. Type Personal/ Non-Personal	No. of Pages considered	Access in Full	Access in Part	Access Refused	% of Pages Released in Full or Part	Provisions	
							Invoked	No. of Times
<b>Reporting period 1 July 2005 to 31 August 2005</b>								
<b>LOCAL GOVERNMENT</b>								
ATHERTON SHIRE COUNCIL								
STARK P - CEO, DECISION MAKER	N	409	409	0	0	100		
BEAUDESERT SHIRE COUNCIL								
HEAD Z - GOVERNANCE OFFICER	N	736	648	88	0	100	44(1)	72
							42(1)(b)	14
							49	2
BELYANDO SHIRE COUNCIL	P	138	138	0	0	100		
THOMPSON K - RECORDS MANAGER	N	28	28	0	0	100		
BRISBANE CITY COUNCIL								
WESNER P - FOI MANAGER	N	11,546	11,434	105	7	99.9	42(1)(b)	78
							43(1)	5
							44(1)	107
	P	1,224	683	31	510	58.3	42(1)(b)	23
							43(1)	510
							44(1)	39
BURDEKIN SHIRE COUNCIL								
MULCAHY D - DIRECTOR, ADMINISTRATIVE SERVICES	N	435	432	0	3	99.3	No details supplied by council	3
CABOOLTURE SHIRE COUNCIL								
MILES G - FOI DECISION MAKER	N	150	40	5	105	30	22(a)	105
							27(3)	1
							42(1)(b)	4
							44(1)	3
	P	206	5	0	201	2.4	22(a)	201
CAIRNS CITY COUNCIL								
KIRCHNER L - MANAGER, CORPORATE SERVICE	P	2	1	1	0	0	s.44(1)	1
CALOUNDRA CITY COUNCIL	N	152	149	3	0	0	s.44(1)	3
WOODLEY R - FOI DECISION MAKER	N	398	247	68	83	79.1	41(1)(a)(i)	20
							43(1)	56
DRIVER K - FOI DECISION MAKER	N	2	0	2		100	49	48
							42(1)(b)	2



Appendix 1.8: Action taken on documents (local government)

Appendix 1.8 - S.108(4)(c)  
Action taken on Documents (Local Government)  
Those agencies with nil returns have not been included

PORTFOLIO/AGENCY	Applic. Type Personal / Non-Personal	No. of Pages considered	Access in Full	Access in Part	Access Refused	% of Pages Released in Full or Part	Provisions	
							Invoked	No. of Times
CAMBOOYA SHIRE COUNCIL								
SLADER I - CEO	N	39	39	0	0	100		
SLADER I - CEO	N	51	47	4	0	100	No details provided by council	4
COOLOOLA SHIRE COUNCIL								
MANSON C - DIRECTOR, CORPORATE SERVICES	N	10	0	0	10	0	s.46(1)(a) s.46(1)(b)	10 10
CROWS NEST SHIRE COUNCIL								
REYNOLDS P - FOI DECISION MAKER	N	109	109	0	0	100		
GATTON SHIRE COUNCIL								
SELLERS D - FOI DECISION MAKER -	N	403	403	0	0	100		
SELLERS D - FOI DECISION MAKER	N	14	14	0	0	100		
GAYNDAH SHIRE COUNCIL								
GREENWOOD T -	N	115	49	0	66	42.6	45(1)	66
	N	269	269	0	0	100		
	N	1053	921	0	132	87.4	S 41	132
GLADSTONE CITY COUNCIL								
REITANO J - CEO	N	88	88	0	0	100		
GOLD COAST CITY COUNCIL	N	7,137	6,975	19	143	98	42(1)(b)	9
WEBBER, B - FOI DECISION MAKER							43(1)	110
							44(1)	33
							45(1)(c)	20
JOHNSON, K - A/FOI DECISION MAKER	P	136	81	36	19	86	42(1)(b)	77
	N	236	233	1	2	99.2	42(1)(b)	1
	P	3	3	0	0	100	44(1)	2
HERVEY BAY CITY COUNCIL								
MELMEL S - IS COORDINATOR	P	5	5	0	0	100		
	N	5	5	0	0	100		
	N	10	10	0	0	100		
INGLEWOOD SHIRE COUNCIL								
HAYWARD M - CEO	P	4	4	0	0	100		
IPSWICH CITY COUNCIL								
FOX S -	N	2265	2225	40	0	100	s.44(1)	42
FOX S -	N	20	20	0	0	100		

**Appendix 1.8 - S.108(4)(c)**  
**Action taken on Documents (Local Government)**  
Those agencies with nil returns have not been included

PORTFOLIO/AGENCY	Applic. Type Personal / Non-Personal	No. of Pages considered	Access in Full	Access in Part	Access Refused	% of Pages Released in Full or Part	Provisions	
							Invoked	No. of Times
CLEARY P -	N	84	84	0	0	100		
FOX S -	N	6	6	0	0	100		
FOX S -	N	59	59	0	0	100		
CLEARY P -	N	11	6	5	0	100	s.44(1)	25
CLEARY P -	N	6	6	0	0	100		
CLEARY P -	N	30	6	24	0	100	s.44(1)	144
CLEARY P -	N	43	43	0	0	100		
CLEARY P -	N	32	31	1	0	100	s.44(1)	1
KILCOY SHIRE COUNCIL								
GAEDTKE C -	P	6	0	0	6	0	42(1)	6
GAEDTKE C -	P	10	8	0	2	80	42(1)	2
GAEDTKE C -	P	4	0	0	4	0	42(1)	4
LAIDLEY SHIRE COUNCIL								
MILTON A - MANAGER, CORPORATE GOVERNANCE	P	195	162	4	29		43(1)	29
							42(1) b	4
LIVINGSTONE SHIRE COUNCIL								
HINE L - FOI DECISION MAKER	N	0	0	0	0		28A	1
DAVIES B - FOI DECISION MAKER	P	74	74	0	0	100		
LOGAN CITY COUNCIL								
LAWSON C - FOI DECISION MAKER	N	105	105	0	0	100		
BENHAM S - FOI COORDINATOR	N	2966	2705	69	192	93.5	43(1)	192
							44(1)	69
BENHAM S - FOI COORDINATOR	P	19	19	0	0	100		
IMACKAY CITY COUNCIL								
MCKENDRY D - MANAGER, ADMINISTRATIVE SERVICES	P	220	220	0	0	100		
	N	8	7	0	1	87.5	45(1)(c)(i)	1
MAROOCHY SHIRE COUNCIL								
FERGUSON M - FOI DECISION MAKER	N	1063	976	47	40	96.2	28(2)	1
							43(1)	7
							44(1)	40
							46(1)(a)	37
MARYBOROUGH CITY COUNCIL								
COCHRANE P - CORPORATE & COMMUNITY S	N	1	0	1	0	100	42(1)(b)	1
MIRANI SHIRE COUNCIL								

## Appendix 1.8: Action taken on documents (local government)

### Appendix 1.8 - S.108(4)(c) Action taken on Documents (Local Government)

Those agencies with nil returns have not been included

PORTFOLIO/AGENCY	Applic. Type Personal/ Non-Personal	No. of Pages considered	Access in Full	Access in Part	Access Refused	% of Pages Released in Full or Part	Provisions	
							Invoked	No. of Times
GERAGHTY R -	P	6	0	3	3	50	42(1)(b)	5
	P	19	5	14	0	100	42(1)(b)	12
							44(1)	12
PIKE RIVERS SHIRE COUNCIL								
GARSLER R - EXECUTIVE ASSISTANT	N	859	784	0	75	91.2	44(1)	75
REDLAND SHIRE COUNCIL								
MEYERS G - FOI COORDINATOR	N	3235	2144	99	992	69.3	s41(1)	529
							s43(1)	54
	P	3	0	3	0	100	s44(1)	31
							s46(1)	4
ROCKHAMPTON CITY COUNCIL								
LAFFY M - RECORDS PROJECT OFFICER	N	96	96	0	0	100		
	N	9	9	0	0	100		
WILSON J - RECORDS TEAM LEADER	N	0	0	0	0	0	28A(1)	1
	N	37	37	0	0	100		
SARINA SHIRE COUNCIL								
GIBBS A - FOI DECISION MAKER	P	80	80	0	0	100		
SCARCE J - FOI DECISION MAKER	N	2	2	0	0	100		
TOOWOOMBA CITY COUNCIL								
BERGHOFER S - FOI DECISION MAKER	P	20	14	6	0	100	s44(1)	2
	N	2	2	0	0	100	s 46(1)(b)	4
	N	10	10	0	0	100		
TOWNSVILLE CITY COUNCIL								
GREENWOOD T - RISK MANAGEMENT & WPH&S	N	115	49	0	66	42.6	s45(1)	66
	N	269	269	0	0	100		
ANDREJIC M -	N	1053	921	0	132	87.4	s41(1)	132
WARWICK SHIRE COUNCIL								
CLARKE K - FOI DECISION MAKER	N	236	236	0	0	100		
<b>Reporting period 1 September 2005 to 30 June 2006</b>								
ATHERTON SHIRE COUNCIL	N	27	27	0	0	100	0	0
BAUHINIA SHIRE COUNCIL	N	49	49	0	0	100	0	0
BEAUDESERT SHIRE COUNCIL	P	31	10	21	0	100	42(1)(b)	18
							29(4)	3
	N	3724	3442	91	191	94.8	44(1)	22

**Appendix 1.8 - S.108(4)(c)**  
**Action taken on Documents (Local Government)**  
Those agencies with nil returns have not been included

PORTFOLIO/AGENCY	Applic. Type Personal / Non-Personal	No. of Pages considered	Access in Full	Access in Part	Access Refused	% of Pages Released in Full or Part	Provisions	
							Invoked	No. of Times
							49	18
							41(1)(a)	6
							46(1)(b)	137
							45(1)(b)	7
							39(1)(a)	2
							45(1)(c)	5
							27(3)	20
							42(1)(b)	56
							43(1)	9
							0	0
BOWEN SHIRE COUNCIL	N	7	7	0	0	100	36(1)(a)	12
BRISBANE CITY COUNCIL	N	55334	52475	443	2416	95.6	36(1)(e)	2
							41(1)	500
							42(1)(a)	25
							42(1)(b)	142
							43(1)	1160
							44(1)	418
							45(1)(b)	1125
							45(1)(c)	1225
							46(1)(a)	1236
							46(1)(b)	36
							49	1000
	P	2920	2255	631	34	98.8	29B	2
							42(1)(b)	546
							43(1)	27
							44(1)	633
							46(1)(a)	4
BURDEKIN SHIRE COUNCIL	N	24	24	0	0	100		
CABOOLTURE SHIRE COUNCIL	N	1,708	1,470	68	170	90	22(a)	24
							29B	1
							44(1)	200
							42(1)(b)	1
							42(1)(c)	1
							46(1)(b)	1
	P	3	1	0	2	33.3	22(a)	2
	P	50	26	0	24	52	s.44(1)	24
CAIRNS CITY COUNCIL	N	5411	5319	83	9	99.8	s.44(1),	92

## Appendix 1.8: Action taken on documents (local government)

### Appendix 1.8 - S.108(4)(c) Action taken on Documents (Local Government)

Those agencies with nil returns have not been included

PORTFOLIO/AGENCY	Applic. Type Personal / Non-Personal	No. of Pages considered	Access in Full	Access in Part	Access Refused	% of Pages Released in Full or Part	Provisions	
							Invoked	No. of Times
CALOUNDRA CITY COUNCIL	N	13,289	10994	1747	548	95.8	s.45(1) 45(1)(c)	3 2946
							49 44(1)	2934 49
							45(1)(c) 41(1)	5 18
							42(1)(b)	17
CARDWELL SHIRE COUNCIL	P	196	196	0	0	100		
COOK SHIRE COUNCIL	N	2	2	0	0	100		
	N	53	33	2	18	66	46(1)(a)	2
							43(1)	1
							42(1)(c)	2
COOLOOLA SHIRE COUNCIL	N	663	625	7	31	95.3	42(1)(ca) 46(1)(b)	1 38
CROWS NEST SHIRE COUNCIL	N	588	588	0	0	100		
DALBY TOWN COUNCIL	N	195	183	8	4	97.9	s 44(1)	12
DOUGLAS SHIRE COUNCIL		1079	922	131	26	97.5	46(1)(b)	131
							44(1)	131
							43(1)	20
							22(a)	16
							35(2)	12
EACHAM SHIRE COUNCIL	N	55	55	0	0	100		
EMERALD SHIRE COUNCIL	N	21	0	21	0	100	s.44	21
	P	63	63	0	0	100	0	0
ESK SHIRE COUNCIL	N	715	76	92	547	23.4	s22(a)	529
							s41(1)(a)(i)	19
	N	92	35	46	11	88	s42(1)(b)	45
	P	11	11	0	0	100	s42(1)(b)	91
GATTON SHIRE COUNCIL (No details supplied by this council)								
GLADSTONE CITY COUNCIL	N	43	43	0	0	100		
GOLD COAST CITY COUNCIL	N	48,624	42,267	410	5,947	87.7	36(1)(d)	2
							40(c)	5
							42(1)(b)	217
							43(1)	3,313
							44(1)	1,117

**Appendix 1.8 - S.108(4)(c)**  
**Action taken on Documents (Local Government)**  
Those agencies with nil returns have not been included

PORTFOLIO/AGENCY	Applic. Type Personal / Non-Personal	No. of Pages considered	Access in Full	Access in Part	Access Refused	% of Pages Released in Full or Part	Provisions	
							Invoked	No. of Times
							45(1)(b)	1
							45(1)(c)	4,792
							46(1)(a)	13
							46(1)(b)	5
							49	9
	P	1,442	1,300	105	37	97.4	42(1)(b)	127
							43(1)	19
GOONDIWINDI TOWN COUNCIL	N	49	49	0	0	100		
HERVEY BAY CITY COUNCIL	P	45	37	8	0	100	44(1)	10
							43(1)	3
	N	704	649	35	20	97.1	39(1)	4
							44(1)	3
IPSWICH CITY COUNCIL	N	2651	2546	105	0	100	45(1)(c)	4
							42(1)(b)	33
							44(1)	178
							46(1)	32
							28A	5
							s.44(1)	1
							28A	1
ISIS SHIRE COUNCIL	2	60	60	0	0	100		
KINGAROY SHIRE COUNCIL	N	123	62	61	0	100	s44(1)	61
KOLAN SHIRE COUNCIL	P	105	105	0	0	100		
LAIDLEY SHIRE COUNCIL	P	53	45	8	0	100	42(1)(b)	8
	N	485	468	0	17	96.49	43(1)	17
LIVINGSTONE SHIRE COUNCIL	N	275	275	0	0	100		
	P	10	10	0	0	100		
LOGAN CITY COUNCIL	N	25181	2606	134	22441	10.8	44(1)	133
							46(1)(b)	46
							11(1)(a)	1
							22(a)	74
							42(1)(b)	82
							43(1)	76
							46(1)(a)	39
							46(1)(b)	42
	P	21	19	2	0	100	42(1)(b)	2
							44(1)	2
							46(1)(b)	2

## Appendix 1.8: Action taken on documents (local government)

### Appendix 1.8 - S.108(4)(c) Action taken on Documents (Local Government)

Those agencies with nil returns have not been included

PORTFOLIO/AGENCY	Applic. Type Personal / Non-Personal	No. of Pages considered	Access in Full	Access in Part	Access Refused	% of Pages Released in Full or Part	Provisions	
							Invoked	No. of Times
MACKAY CITY COUNCIL	N	545	527	16	2	99.6	22(a)	98
							42(1)(a)	23
							42(1)(b)	80
							42(1)(ca)	24
							45(3)(b)	2
MAROOCHY SHIRE COUNCIL	N	8798	8659	128	11	99.8	44(1)	128
							45(1)(c)	1
MARYBOROUGH CITY COUNCIL	N	111	82	29	0	100	42(1)(b)	29
MIRANI SHIRE COUNCIL	P	8	2	6	0		42(1)(b)	3
							44(1)	3
MIRIAM VALE SHIRE COUNCIL	N	1	1	0	0	100	42(1)(a)	1
	P	8	8	0	0	100		
	N	5	5	0	0	100		
MONTO SHIRE COUNCIL	N	33	11	2	20	100	45(1)(c)	15
						39.3	43(1)	8
MURWEH SHIRE COUNCIL	N	76	11	0	65	14.4	29B(1)	30
	0	0	0	0	0		29(1)(a)	35
PINE RIVERS SHIRE COUNCIL	P	157	157	0	0	100		
	N	27265	27255	3	7	99.9	41(1)(a)	37
							41(1)(b)	37
							44(1)	75
							46(1)	3
REDCLIFFE CITY COUNCIL	N	204	159	28	17	91.6	22(a)	17
							42(1)(b)	14
							45(1)(b)	14
REDLAND SHIRE COUNCIL	N	5510	4140	399	971	93.7	41(1)(a)(i)	554
							s42(1)(b)	3
							43(1)	429
							44(1)	343
							45(1)(b)(i)	41
ROCKHAMPTON CITY COUNCIL	P	29	29	0	0	100		
	N	2	0	0	2	0	s.44(1)	2
	N	0	0	0	0		28A(1)	1
	N	0	0	0	0		28A(1)	1
ROSALIE SHIRE COUNCIL	N	2	2	0	0	100		
TIARO SHIRE COUNCIL	P	2	2	0	0	100		
TOOWOOMBA CITY COUNCIL	N	587	528	28	31	94.7	44(1)	18

## Appendix 1.8: Action taken on documents (local government)

### Appendix 1.8 - S.108(4)(c) Action taken on Documents (Local Government)

Those agencies with nil returns have not been included

PORTFOLIO/AGENCY	Applic. Type Personal / Non-Personal	No. of Pages considered	Access in Full	Access in Part	Access Refused	% of Pages Released in Full or Part	Provisions	
							Invoked	No. of Times
							45(1)(b)	7
							45(1)(c)	6
							45(3)(a)	1
							45(3)(b)	1
							46(1)(a)	8
							46(1)(b)	7
							43(1)	32
							49	7
	P	61	53	8	0	100	44(1)	6
							46(1)(b)	2
TORRES SHIRE COUNCIL	P	44	44	0	0	100		
TOWNSVILLE CITY COUNCIL	N	670	539	102	29	95.6	22(a)	24
							38(b)	41
							42(1)(c)	41
							42(1)(ca)	41
							46(1)(b)	106
							45(c)(ii)	57
							44(1)	1
	P	101	100	1	0	100	22(a)	1
WARWICK SHIRE COUNCIL	N	273	273	0	0	100		
WHITSUNDAY SHIRE COUNCIL	N	189	189	0	0	100		
<b>GRAND TOTAL</b>		<b>249253</b>	<b>207094</b>	<b>5688</b>	<b>36471</b>	<b>85.4</b>		



## Appendix 1.9: Internal review applicants and internal review outcomes (state government)

**Appendix 1.9**  
**Internal Review Decisions (State Government)**  
Those agencies with nil returns have not been included

PORTFOLIO/AGENCY	Decision Officer	Review Officer	Decision	Act Provision
<b>Reporting period 1 July 2005 to 31 August 2005</b>				
<b>CHILD SAFETY</b>				
DEPARTMENT OF CHILD SAFETY				
5998 - REFUSED ACCESS	PELTOLA A	DONOVAN H	WITHDRAWN	
6410	MCVEIGH J	DUCKWORTH M	DECISION VARIED ON REVIEW	44(1)
<b>TOTAL</b>	<b>2</b>			
<b>CORRECTIVE SERVICES</b>				
DEPARTMENT OF CORRECTIVE SERVICES				
05/0258	BLAKE K	THOMAS C MANAGER, FOI & PRIVACY	DECISION VARIED ON REVIEW	46(1)(a)
05/0392	JONES M	LAW P SNR FOI & PRIVACY OFFICER	DECISION UPHELD ON REVIEW	22(a) 22(b)
<b>TOTAL</b>	<b>2</b>			
<b>CRIME AND MISCONDUCT COMMISSION</b>				
CRIME AND MISCONDUCT COMMISSION				
789 - ACCESS REFUSED	KENZLER R	EVANS R OFFICIAL SOLICITOR	DECISION UPHELD ON REVIEW	43(1)
798 - ACCESS REFUSED	KENZLER R	EVANS R OFFICIAL SOLICITOR	DECISION UPHELD ON REVIEW	36(1)(f)
800 - APPLICATION FEE	KENZLER R	EVANS R OFFICIAL SOLICITOR	DECISION UPHELD ON REVIEW	44(1)
808	KENZLER R		DEEMED CONFIRMED	
<b>TOTAL</b>	<b>4</b>			
<b>EDUCATION AND THE ARTS</b>				
DEPARTMENT OF EDUCATION AND THE ARTS				
2656 - THIRD PARTY	SMITH A	DAVIES J A/FOI COORDINATOR	DECISION UPHELD ON REVIEW	40(c), 40(d)
UNIVERSITY OF SOUTHERN QUEENSLAND				
May-80	TURNER D	Prof LOVEGROVE W	DEEMED AFFIRMATION	52(6)

**Appendix 1.9**  
**Internal Review Decisions (State Government)**  
 Those agencies with nil returns have not been included

PORTFOLIO/AGENCY	Decision Officer	Review Officer	Decision	Act Provision
GRIFFITH UNIVERSITY				
L-3	MCANDREW, A	Prof L JOHNSON DEPT VICE CHANCELLOR	DECISION VARIED ON REVIEW	44(1) 46(1)(b)
<b>TOTAL</b>	<b>3</b>			
<b>ENVIRONMENT</b>				
ENVIRONMENTAL PROTECTION AGENCY				
05/0018	CLARKE L, SENIOR FOI OFFICER	SKIPPINGTON C - ASSISTANT DIRECTOR-GENERAL	DECISION UPHHELD ON REVIEW	
<b>TOTAL</b>	<b>1</b>			
<b>HEALTH</b>				
<b>QUEENSLAND HEALTH</b>				
INNISFAIL HEALTH SERVICE DISTRICT				
FOI/2004 - 9 REFUSED ACCESS	CALLEJA, A PATIENT INFORMATION OFFICER	DONILY, KAIN A/DISTRICT MANAGER	DECISION UPHHELD ON REVIEW	44(1)
FOI/2004 - 10 REFUSED ACCESS	CALLEJA, A PATIENT INFORMATION OFFICER	DONILY, KAIN A/DISTRICT MANAGER	DECISION UPHHELD ON REVIEW	44(1)
ROCKHAMPTON HEALTH SERVICE DISTRICT				
05/014A - REFUSED AMENDMENT	ROSENBLATT, N	THOMSON, S DISTRICT MANAGER	DECISION UPHHELD ON REVIEW	54E(2)(a)(i)
<b>STATUTORY AUTHORITIES</b>				
OFFICE OF HEALTH PRACTITIONER REGISTRATION BOARDS				
2005021 REFUSED ACCESS	POSNER, J	O'DEMPSEY, J EXECUTIVE OFFICER	DECISION UPHHELD ON REVIEW	44(1)
2005037 REFUSED ACCESS	POSNER, J	O'DEMPSEY, J EXECUTIVE OFFICER	DECISION UPHHELD ON REVIEW	44(1)

## Appendix 1.9: Internal review applicants and internal review outcomes (state government)

### Appendix 1.9 Internal Review Decisions (State Government)

Those agencies with nil returns have not been included

PORTFOLIO/AGENCY	Decision Officer	Review Officer	Decision	Act Provision
2005037 REFUSED ACCESS	POSNER, J	O'DEMPSEY, J EXECUTIVE OFFICER	DECISION UPHELD ON REVIEW	25(A)
QUEENSLAND NURSING COUNCIL				
05-002 REFUSED ACCESS	MULHOLLAND, P	ENTRIKEN, C	DECISION UPHELD ON REVIEW	46(1)(b)
<b>TOTAL</b>	<b>7</b>			
<b>INDUSTRIAL RELATIONS</b>				
QCOMP				
REFUSED ACCESS - 240605	FERGUSON S	COKLEY S	DECISION VARIED ON REVIEW	43
<b>TOTAL</b>	<b>1</b>			
<b>JUSTICE</b>				
DEPARTMENT OF JUSTICE AND ATTORNEY- GENERAL				
05/0004 - REFUSED ACCESS	A/SENIOR INFORMATION	MCKEMMISH K - MANAGER	DECISION VARIED ON REVIEW	FULL ACCESS
<b>TOTAL</b>	<b>1</b>			
<b>NATURAL RESOURCES, MINES AND WATER</b>				
DEPARTMENT OF NATURAL RESOURCES, MINES AND WATER				
2413 - THIRD PARTY	ZUBRINICH R	PATTERSON S	DECISION UPHELD ON REVIEW	
		A/DIRECTOR, EXECUTIVE & ADMINISTRATIVE SERVICES		
2533 - REFUSED ACCESS	ZUBRINICH R	PATTERSON S	DECISION UPHELD ON REVIEW	
		A/DIRECTOR, EXECUTIVE & ADMINISTRATIVE SERVICES		
2554 - FEES	ZUBRINICH R	FANNING F	DECISION UPHELD ON REVIEW	
		DIRECTOR, EXECUTIVE & ADMINISTRATIVE SERVICES		
<b>TOTAL</b>	<b>3</b>			

**Appendix 1.9**  
**Internal Review Decisions (State Government)**  
Those agencies with nil returns have not been included

PORTFOLIO/AGENCY	Decision Officer	Review Officer	Decision	Act Provision
<b>POLICE</b>				
QUEENSLAND POLICE SERVICE				
1/20397 REFUSED ACCESS	KILPATRICK D	NOLAN G A ASSISTANT COMMISSIONER	DECISION UPHELD ON REVIEW	s44(1)
1/20550 REFUSED ACCESS	OWEN J	STEWART I D ASSISTANT COMMISSIONER	DECISION UPHELD ON REVIEW	s40(c)
1/20449 REFUSED ACCESS	OWEN J	RYNDERS K ASSISTANT COMMISSIONER	DECISION UPHELD ON REVIEW	s44(1)
1/20724 REFUSED ACCESS	ROBINSON P	BARRON P J ASSISTANT COMMISSIONER	DECISION UPHELD ON REVIEW	s42(1)(a)
1/20878 REFUSED ACCESS	ROBINSON P	NOLAN G A ASSISTANT COMMISSIONER	DECISION UPHELD ON REVIEW	s22(b)
1/19823 REFUSED ACCESS	ROBINSON P	MCCALLUM C M ASSISTANT COMMISSIONER	DECISION UPHELD ON REVIEW	s44(1)
<b>TOTAL</b>	<b>6</b>			
<b>PREMIER AND CABINET</b>				
OFFICE OF THE PREMIER				
Y72IR	LYE J	WHIDDON R - CHIEF OF STAFF	DECISION UPHELD ON REVIEW	44(1)
<b>TOTAL</b>	<b>1</b>			
<b>PUBLIC WORKS</b>				
DEPARTMENT OF HOUSING				
	CABANIUK P	SCRIVENS J - DIRECTOR, LEGAL & CONTRACTUAL	DECISION VARIED ON REVIEW	FURTHER DOCUMENTS LOCATED
<b>TOTAL</b>	<b>1</b>			
<b>TRANSPORT</b>				
QUEENSLAND TRANSPORT				
700/01266	BURNS B	BULLOCK W - DIRECTOR	DECISION UPHELD ON REVIEW	
700/1278	DANDO R	BULLOCK W - DIRECTOR	DECISION UPHELD ON REVIEW	44(1)
700/1403	DAY P	BULLOCK W - DIRECTOR	DECISION UPHELD ON REVIEW	41(1)(e)
700/1498	BURNS B	HEALEY G - A/DIRECTOR	DECISION UPHELD ON REVIEW	29(2)
<b>TOTAL</b>	<b>4</b>			
<b>GRAND TOTAL</b>	<b>36</b>			

Appendix 1.9: Internal review applicants and internal review outcomes  
(state government)

**Appendix 1.9 - s.108(4)(d)**  
**Number of Internal Review Applications and Internal Review outcomes (State Government)**

Those agencies with nil returns have not been included

<b>PORTFOLIO/AGENCY</b>	<b>No. of Internal Reviews Received</b>	<b>Decision</b>	<b>Act Provision</b>
<b>Reporting period 1 September 2005 to 30 June 2006</b>			
<b>CHILD SAFETY</b>	1	DECISION VARIED ON REVIEW	42(1)(b), 44(1)
	1	DECISION UPHELD ON REVIEW	44(1)
	1	DECISION VARIED ON REVIEW	42(1)(b), 43(1), 44(1), 46(1)(b)
	1	DECISION VARIED ON REVIEW	44(1)
	1	DECISION UPHELD ON REVIEW	44(1), 42(1)(b)
	1	DECISION UPHELD ON REVIEW	44(1), 42(1)(b)
	1	DECISION VARIED ON REVIEW	44(1)
	1	DECISION VARIED ON REVIEW	44(1), 43(1)
<b>PORTFOLIO TOTAL</b>	<b>8</b>		
<b>COMMUNITIES</b>			
<b>DEPARTMENT OF COMMUNITIES</b>			
FOI0031	1	DECISION VARIED ON REVIEW	42(1)(a)
	1		44(1)
			45(1)(c)
<b>PORTFOLIO TOTAL</b>	<b>1</b>		
<b>CORRECTIVE SERVICES</b>			
<b>DEPARTMENT OF CORRECTIVE SERVICES</b>	9	DECISION UPHELD ON REVIEW	11E
	1	DECISION VARIED ON REVIEW	28(1)
	1	DECISION VARIED ON REVIEW	29B
<b>PORTFOLIO TOTAL</b>	<b>11</b>		

**Appendix 1.9 - s.108(4)(d)**  
**Number of Internal Review Applications and Internal Review outcomes (State Government)**

Those agencies with nil returns have not been included

<b>PORTFOLIO/AGENCY</b>	<b>No. of Internal Reviews Received</b>	<b>Decision</b>	<b>Act Provision</b>
<b>CRIME AND MISCONDUCT COMMISSION</b>			
CRIME AND MISCONDUCT COMMISSION	1	DEEMED CONFIRMED	
	1	DECISION UPHELD ON REVIEW	42(1)(b)
	1	DECISION UPHELD ON REVIEW	12
SUFFICIENCY OF SEARCH	1	DECISION VARIED ON REVIEW	FULL ACCESS
SUFFICIENCY OF SEARCH	1	DECISION UPHELD ON REVIEW	NO FURTHER DOCUMENTS LOCATED
THIRD PARTY OBJECTION	1	DECISION UPHELD ON REVIEW	
<b>PORTFOLIO TOTAL</b>	<b>6</b>		
<b>EDUCATION AND THE ARTS</b>			
DEPARTMENT OF EDUCATION AND THE ARTS			
	1	DECISION VARIED ON REVIEW	40(c)
	1	DECISION UPHELD ON REVIEW	44(1)
	2	DECISION UPHELD ON REVIEW	42(1)(c), 42(1)(ca)
	2	DECISION UPHELD ON REVIEW	35B
UNIVERSITY OF THE SUNSHINE COAST	1	DECISION UPHELD ON REVIEW	44(1)
GRIFFITH UNIVERSITY	1	DECISION UPHELD ON REVIEW	29(1)
	1	DECISION UPHELD ON REVIEW	53(1)
UNIVERSITY OF QUEENSLAND	2	DECISION UPHELD ON REVIEW	43(1)
	2	DECISION VARIED ON REVIEW	43(1)
	6	DECISION VARIED ON REVIEW	21, 40(c)
	5	DECISION UPHELD ON REVIEW	21, 40(c)

**Appendix 1.9: Internal review applicants and internal review outcomes  
(state government)**

**Appendix 1.9 - s.108(4)(d)  
Number of Internal Review Applications and Internal Review outcomes (State Government)**

Those agencies with nil returns have not been included

<b>PORTFOLIO/AGENCY</b>	<b>No. of Internal Reviews Received</b>	<b>Decision</b>	<b>Act Provision</b>
JAMES COOK UNIVERSITY	1	DECISION VARIED ON REVIEW	44(1)
	1	DECISION UPHELD ON REVIEW	45(1), 46(1)
<b>PORTFOLIO TOTAL</b>	<b>26</b>		
<b>EMERGENCY SERVICES</b>			
MINISTER FOR EMERGENCY SERVICES	0		
DEPARTMENT OF EMERGENCY SERVICES	1	SUFFICIENCY ISSUES ONLY	N/A
	1	DECISION UPHELD ON REVIEW	42(1)(ca)
	1	DECISION VARIED ON REVIEW	44(1)
	1	DECISION UPHELD ON REVIEW	43(1)
	1	DECISION UPHELD ON REVIEW	37(1)(g), 44(1), 45(1)(c)
	1	DECISION VARIED ON REVIEW	44(1)
	1	DECISION STILL TO BE MADE AS AT 30/6/06	N/A
<b>PORTFOLIO TOTAL</b>	<b>7</b>		
<b>ENERGY</b>			
ENERGEX LIMITED	1	DECISION UPHELD ON REVIEW	27(3)
<b>PORTFOLIO TOTAL</b>	<b>1</b>		
<b>ENVIRONMENT</b>			
ENVIRONMENTAL PROTECTION AGENCY	2	DECISION VARIED ON REVIEW	44(1)
	3	DECISION UPHELD ON REVIEW	
<b>PORTFOLIO TOTAL</b>	<b>5</b>		

**Appendix 1.9 - s.108(4)(d)  
Number of Internal Review Applications and Internal Review outcomes (State Government)**

Those agencies with nil returns have not been included

<b>PORTFOLIO/AGENCY</b>	<b>No. of Internal Reviews Received</b>	<b>Decision</b>	<b>Act Provision</b>
<b>HEALTH</b>			
CORPORATE OFFICE & SHARED SERVICES	1	DECISION UPHELD ON REVIEW	Sufficiency of search
	1	DECISION UPHELD ON REVIEW	42(1)(e)
	1	DECISION UPHELD ON REVIEW	44(1)
	7	DECISION DEEMED CONFIRMED	
	1	DECISION VARIED ON REVIEW	42(1)(a), 44(1)
	1	DECISION UPHELD ON REVIEW	21(b)
	1	DECISION UPHELD ON REVIEW	35B
CAIRNS HEALTH SERVICE DISTRICT	1	DECISION UPHELD ON REVIEW	44(1)
GOLD COAST HEALTH SERVICE DISTRICT	1	AMENDMENT REFUSED	53
	1	DECISION UPHELD ON REVIEW	42(1)(h)
	1	DECISION UPHELD ON REVIEW	44(3)
	1	DECISION UPHELD ON REVIEW	TP objected to release
INNISFAIL HEALTH SERVICE DISTRICT	1	DECISION UPHELD ON REVIEW	22(1)
	1	DECISION UPHELD ON REVIEW	44(1)
MACKAY HEALTH SERVICE DISTRICT	1	DECISION UPHELD ON REVIEW	45(1)(c)
PRINCESS ALEXANDRA HOSPITAL HEALTH SE	1	OUT OF TIME	s52(2)(c)
TOOWOOMBA	1	DECISION UPHELD ON REVIEW	Sufficiency of search
TOWNSVILLE	1	DECISION UPHELD ON REVIEW	42(1)(h)
	1	DECISION UPHELD ON REVIEW	44(1)
	1	DECISION VARIED ON REVIEW	44(1) decision was overturned and full access given
	1	DECISION UPHELD ON REVIEW	40(a),
			43(1)
			44(1)
			46(1)(b)
			48(1)



Appendix 1.9: Internal review applicants and internal review outcomes  
(state government)

Appendix 1.9 - s.108(4)(d)  
Number of Internal Review Applications and Internal Review outcomes (State Government)

Those agencies with nil returns have not been included

PORTFOLIO/AGENCY	No. of Internal Reviews Received	Decision	Act Provision
WEST MORETON	1	DECISION UPHELD ON REVIEW	44(1)
	1	DECISION VARIED ON REVIEW	44(1) decision was overturned and full access given
	1	DECISION UPHELD ON REVIEW	46(1)(b)
<b>STATUTORY AUTHORITIES</b>			
OFFICE OF HEALTH PRACTITIONER REGISTRATION BOARDS	1	DECISION UPHELD ON REVIEW	41(1)
	1	DECISION UPHELD ON REVIEW	44(1), 48(1)
	2	DECISION UPHELD ON REVIEW	42(1)(a), 44(1)
	1	DECISION VARIED ON REVIEW	42(1)(a)
	1	DECISION UPHELD ON REVIEW	43(1)
	1	DECISION UPHELD ON REVIEW	36(1)(a)
HEALTH RIGHTS COMMISSION	1	DECISION UPHELD ON REVIEW	42(1)(a)
	1	DECISION VARIED ON REVIEW	44(1), 46(1)(a)
QUEENSLAND NURSING COUNCIL	1	DECISION UPHELD ON REVIEW	43(1)
QUEENSLAND NURSING COUNCIL	1	DECISION UPHELD ON REVIEW	43(1)
<b>PORTFOLIO TOTAL</b>	<b>41</b>		
<b>INDUSTRIAL RELATIONS</b>			
DEPARTMENT OF INDUSTRIAL RELATIONS			
0506/27/149	1	DECISION VARIED ON REVIEW	28A
0506/27/307	1	DECISION UPHELD ON REVIEW	42(1)(A)
0506/27/097	1	DECISION UPHELD ON REVIEW	43(1)
WORKCOVER QUEENSLAND			
80/05	1	Applicant withdrew review	
94/05	1	DECISION UPHELD ON REVIEW	44(1)
103/05	1	DECISION UPHELD ON REVIEW	44(1)
122/05	1	DECISION UPHELD ON REVIEW	44(1)

**Appendix 1.9 - s.108(4)(d)**  
**Number of Internal Review Applications and Internal Review outcomes (State Government)**  
 Those agencies with nil returns have not been included

<b>PORTFOLIO/AGENCY</b>	<b>No. of Internal Reviews Received</b>	<b>Decision</b>	<b>Act Provision</b>
138/05	1	DECISION UPHELD ON REVIEW	44(1)
125/05	1	Set Aside	44(1)
169/05	1	DECISION UPHELD ON REVIEW	44(1)
166/05	1	Decision Pending	44(1)
210/05	1	Decision Pending	44(1)
242/05	1	DECISION UPHELD ON REVIEW	44(1)
292/05	1	Set Aside	44(1)
CSA	1	DECISION UPHELD ON REVIEW	47
<b>PORTFOLIO TOTAL</b>	<b>15</b>		
<b>JUSTICE AND ATTORNEY-GENERAL</b>			
DEPARTMENT OF JUSTICE AND ATTORNEY-GENERAL	3	DECISION UPHELD ON REVIEW	44(1), 43(1), 22(a)
	2	DECISION VARIED ON REVIEW	Full Access given
	1	DECISION UPHELD ON REVIEW	43(1), 45(1)(c)
PUBLIC TRUST OFFICE	1	DECISION UPHELD ON REVIEW	44(1)
LEGAL AID QUEENSLAND	2	DECISION UPHELD ON REVIEW	44(1)
<b>PORTFOLIO TOTAL</b>	<b>9</b>		
<b>LOCAL GOVT, PLANNING, SPORT AND RECREATION</b>			
DEPARTMENT OF LOCAL GOVERNMENT, PLANNING, SPORT AND RECREATION	1	DECISION UPHELD ON REVIEW	43(1), 36(1)(a)
	1	DECISION VARIED ON REVIEW	43(1) - Further documents located
	1	DECISION UPHELD ON REVIEW	43(1)
	1	DECISION UPHELD ON REVIEW	No further documents located
MAJOR SPORTS FACILITIES AUTHORITY	1	DECISION UPHELD ON REVIEW	44(1)
<b>PORTFOLIO TOTAL</b>	<b>5</b>		

Appendix 1.9: Internal review applicants and internal review outcomes  
(state government)

**Appendix 1.9 - s.108(4)(d)**  
**Number of Internal Review Applications and Internal Review outcomes (State Government)**  
Those agencies with nil returns have not been included

PORTFOLIO/AGENCY	No. of Internal Reviews Received	Decision	Act Provision
<b>NATURAL RESOURCES, MINES AND WATER</b>			
DEPARTMENT OF NATURAL RESOURCES, MINES AND WATER	1	DECISION UPHELD ON REVIEW	50(c)
	3	DECISION VARIED ON REVIEW	43(1)
	1	DECISION UPHELD ON REVIEW	22(a)
	2	DECISION VARIED ON REVIEW	22(a)
	4	DECISION VARIED ON REVIEW	44(1)
	1	DECISION UPHELD ON REVIEW	35(B)
	1	DECISION UPHELD ON REVIEW	43(1), 44(1)
	2	DECISION UPHELD ON REVIEW	43(1)
	1	DECISION VARIED ON REVIEW	44(1), 12(1), 22(a)
	1	DECISION UPHELD ON REVIEW	35(2)
	1	DECISION VARIED ON REVIEW	43(1), 44(1), 45(1)(c)
	1	DECISION UPHELD ON REVIEW	12(1), 43(1)
	2	DECISION UPHELD ON REVIEW	28(A)(1)
	1	DECISION UPHELD ON REVIEW	44(1)
	4	DECISION UPHELD ON REVIEW	22(a), 43(1)
	1	DECISION UPHELD ON REVIEW	36(1)(c), 43(1), 44(1), 50
	1	DECISION UPHELD ON REVIEW	42(1)(a)
	1	DECISION UPHELD ON REVIEW	43(1), 38(b)
<b>PORTFOLIO TOTAL</b>	<b>29</b>		
<b>POLICE</b>			
QUEENSLAND POLICE SERVICE	48	DECISIONS UPHELD ON REVIEW	s21
			s22(a)
			s25(1)
			s27(3)
			s28A(1)
			s28A(2)
			s28A(2)(a)

**Appendix 1.9 - s.108(4)(d)**  
**Number of Internal Review Applications and Internal Review outcomes (State Government)**

Those agencies with nil returns have not been included

<b>PORTFOLIO/AGENCY</b>	<b>No. of Internal Reviews Received</b>	<b>Decision</b>	<b>Act Provision</b>
			s29(1)(a)
			s29(4)
			s29B(1)
			s35(1)
			s37(1)(b)
			s37(1)(c)(ii)
			s42(1)(a)
			s42(1)(ca)
			s42(1)(e)
			s42(1)(g)
			s42(1)(i)
			s43(1)
			s44(1)
			Sufficiency of search
	6	DECISIONS VARIED ON REVIEW	s41(1)(a)
			s42(1)(a)
			s42(1)(e)
			s44(1)
<b>PORTFOLIO TOTAL</b>	<b>54</b>		
<b>PREMIER AND CABINET</b>			
<b>OFFICE OF THE PREMIER</b>			
Y74IR	1	DECISION UPHELD ON REVIEW	43(1), 50(c)
Y75IR	1	DECISION UPHELD ON REVIEW	44(1)
<b>DEPARTMENT OF THE PREMIER AND CABINET</b>			
X5091R	1	DECISION UPHELD ON REVIEW	36(1)(a), 36(1)(b), 36(1)(c)
X5101R	1	DECISION UPHELD ON REVIEW	44(1)

Appendix 1.9: Internal review applicants and internal review outcomes (state government)

Appendix 1.9 - s.108(4)(d)  
 Number of Internal Review Applications and Internal Review outcomes (State Government)

Those agencies with nil returns have not been included

PORTFOLIO/AGENCY	No. of Internal Reviews Received	Decision	Act Provision
OFFICE OF URBAN MANAGEMENT			
U1IR	1	DECISION VARIED ON REVIEW	36(1)(e), 36(1)(g), 43(1)
U4IR	1	DECISION UPHHELD ON REVIEW	36(1)(a), 36(1)(g)
QUEENSLAND AUDIT OFFICE			
1/2005-06	1	DECISION UPHHELD ON REVIEW	39(2)
COMMISSION FOR CHILDREN AND YOUNG PEOPLE AND CHILD GUARDIAN			
FOI0602D	1	DECISION VARIED ON REVIEW	42(1)(b)
OFFICE OF PUBLIC SERVICE MERIT AND EQUITY			
OPSFOI0003	1	DECISION UPHHELD ON REVIEW	43(1)
<b>PORTFOLIO TOTAL</b>	<b>9</b>		
<b>PRIMARY INDUSTRIES AND FISHERIES</b>			
DEPARTMENT OF PRIMARY INDUSTRIES AND FISHERIES	1	DECISION UPHHELD ON REVIEW	43(1)
	1	DECISION UPHHELD ON REVIEW	45(1)(c)
	1	DECISION UPHHELD ON REVIEW	38(b)
	1	DECISION VARIED ON REVIEW	29(1)
	2	DECISION VARIED ON REVIEW	Sufficiency of Search
	1	DECISION VARIED ON REVIEW	36(1)(e), 44(1)
	1	DECISION VARIED ON REVIEW	44(1)
	1	DECISION VARIED ON REVIEW	40(c), 44(1)
	1	DECISION VARIED ON REVIEW	40(c)

**Appendix 1.9 - s.108(4)(d)**  
**Number of Internal Review Applications and Internal Review outcomes (State Government)**  
 Those agencies with nil returns have not been included

<b>PORTFOLIO/AGENCY</b>	<b>No. of Internal Reviews Received</b>	<b>Decision</b>	<b>Act Provision</b>
<b>PORTFOLIO TOTAL</b>	<b>10</b>		
<b>PUBLIC WORKS</b>			
<b>DEPARTMENT OF PUBLIC WORKS</b>			
05019P-IR	1	DECISION UPHHELD ON REVIEW	36(1)(a), 36(1)(b), 36(1)(c), 36(1)(f), 36(1)(g), 41(1), 45(1)(c), 50(c)
05020P-IR	1	DECISION UPHHELD ON REVIEW	42(1)(c), 42(1)(e), 42(1)(h), 44(1), 45(1)(c), 46(1)(a),
05021P-IR	1	DECISION UPHHELD ON REVIEW	44(1), 45(1)(c), 46(1)(a)
05026P-IR	1	DECISION UPHHELD ON REVIEW	45(1)(c)
Agency total	4		46(1)(a)
<b>QUEENSLAND RACING</b>			
	1	DECISION VARIED ON REVIEW	28A(1), 46(1)(a), 41(1), 43(1), 42(1)(a), 42(1)(b), 27(3), 41(1)(a)(ii), 41(1)(a)(i)
			46(1)(a)
			41(1)
			43(1)
			42(1)(a)(b)
			27(3)
			41(1)(a)(ii)
			41(1)(a)(i)
<b>AGENCY TOTAL</b>	<b>1</b>		

Appendix 1.9: Internal review applicants and internal review outcomes  
(state government)

**Appendix 1.9 - s.108(4)(d)**  
**Number of Internal Review Applications and Internal Review outcomes (State Government)**

Those agencies with nil returns have not been included

<b>PORTFOLIO/AGENCY</b>	<b>No. of Internal Reviews Received</b>	<b>Decision</b>	<b>Act Provision</b>
<b>HOUSING</b>			
DEPARTMENT OF HOUSING			
05028H-IR	1	DECISION VARIED ON REVIEW	45(1)(b)
05030H-IR	1	DECISION VARIED ON REVIEW	45(1)(b)
05039H-IR	1	DECISION VARIED ON REVIEW	44(1), 45(1)(b), 46(1)(b)
05041H-IR	1	DECISION UPHELD ON REVIEW	44(1), 46(1)(b)
06001H-IR	1	DECISION VARIED ON REVIEW	43(1)
06002H-IR	1	DECISION VARIED ON REVIEW	43(1), 44(1), 46(1)(A), 46(1)(b)
06009H-IR	1	DECISION UPHELD ON REVIEW	46(1)(b)
AGENCY TOTAL	7		
BUILDING SERVICES AUTHORITY	6	DECISION UPHELD ON REVIEW	22(a), 41(1), 42(1)(e), 43(1), 44(1), 46(1)(a), 46(1)(b)
AGENCY TOTAL	6		
<b>PORTFOLIO TOTAL</b>	<b>18</b>		
<b>TOURISM, FAIR TRADING AND WINE INDUSTRY DEVELOPMENT</b>			
DEPARTMENT OF TOURISM, FAIR TRADING AND WINE INDUSTRY DEVELOPMENT	1	LODGED OUT OF TIME	
	1	DECISION VARIED ON REVIEW	44(1), 45(1)(c), 43(1), 46(1)
	1	DECISION UPHELD ON REVIEW	44(1), 43(1), 45(1)(c), 50(c)(i)
<b>PORTFOLIO TOTAL</b>	<b>3</b>		

## Appendix 1.9: Internal review applicants and internal review outcomes (state government)

### Appendix 1.9 - s.108(4)(d) Number of Internal Review Applications and Internal Review outcomes (State Government)

Those agencies with nil returns have not been included

PORTFOLIO/AGENCY	No. of Internal Reviews Received	Decision	Act Provision
<b>TRANSPORT</b>			
MAIN ROADS	2	DECISION VARIED ON REVIEW	44(1), 45(1)(c), 43(1), 46(1)(a)
	3	DECISION UPHELD ON REVIEW	44(1), 43(1)
QUEENSLAND TRANSPORT	6	DECISION UPHELD ON REVIEW	42(1)(b), 44(1), 46(1)(a)
	4	DECISION VARIED ON REVIEW	46(1)(a), 45(1)(b)
QUEENSLAND RAIL	7	DECISIONS UPHELD ON REVIEW	11A, 43(1), 53, 46(1)(a)
	1	DECISION VARIED ON REVIEW	
<b>PORTFOLIO TOTAL</b>	<b>23</b>		
<b>TREASURY</b>			
BOARD OF TRUSTEES STATE PUBLIC SECTOR SUPER FUND	1	DECISION UPHELD ON REVIEW	No documents located
NOMINAL DEFENDANT	1	DEEMED REFUSAL	43(1), 44(1)
TREASURER	1	DECISION UPHELD ON REVIEW	No documents located
TREASURY DEPARTMENT	1	DECISION UPHELD ON REVIEW	29(4)
	1	DECISION VARIED ON REVIEW	31
	1	DECISION VARIED ON REVIEW	36(1)(e), 43(1)
	1	DECISION UPHELD ON REVIEW	44(1)
	1	DECISION UPHELD ON REVIEW	44(1)
	1	DECISION UPHELD ON REVIEW	45(1)(c)
	1	DECISION UPHELD ON REVIEW	44(1)
	1	DECISION UPHELD ON REVIEW	45(1)(c)
<b>PORTFOLIO TOTAL</b>	<b>9</b>		
<b>GRAND TOTAL</b>	<b>290</b>		



## Appendix 1.10: Internal review decisions (local government)

### Appendix 1.10 Internal Review Decisions (Local Government)

Those agencies with nil returns have not been included

PORTFOLIO/AGENCY	Decision Officer	Review Officer	Decision	Act Provision
Reporting period 1 July 2005 to 31 August 2005				
<b>LOCAL GOVERNMENT</b>				
Brisbane City Council	P Wesener, FOI Manager	D Askern, Manager	Decision upheld on review	21
	P Wesener, FOI Manager	D Askern, Manager	Decision upheld on review	43(1)
	P Wesener, FOI Manager	D Askern, Manager	Decision upheld on review	43(1)
	P Wesener, FOI Manager	D Askern, Manager	Decision upheld on review	44(1)
	P Wesener, FOI Manager	D Askern, Manager	Decision upheld on review	43(1)
	P Wesener, FOI Manager	D Askern, Manager	Decision upheld on review	43(1)
	P Wesener, FOI Manager	D Askern, Manager	Decision upheld on review	43(1)
	P Wesener, FOI Manager	D Askern, Manager	Decision upheld on review	21
	P Wesener, FOI Manager	D Askern, Manager	Decision upheld on review	43(1)
Caboorture Shire Council	Greg Milles	Kelvin Tytherleigh, Internal Review Officer	Decision upheld on review	No details supplied by council
	Greg Milles	Kelvin Tytherleigh, Internal Review Officer	Decision upheld on review	27(3)
	Greg Milles	Kelvin Tytherleigh, Internal Review Officer	Deemed Confirmed	52(2)(6)
Caloundra City Council	R Woodley	G. Storch	Decision varied on review (release 75 documents)	41 (1)(a)(i)
	R Woodley	G. Storch	Decision upheld on review	41(1)(a)(ii)
Cooloola Shire Council	C Manson	R Faulkner, CEO	Decision varied on review	Full release
Ipswich City Council	S. Fox	R. Rapinette	Upheld on review	No details supplied by council
	S. Fox	R. Rapinette	Upheld on review	No details supplied by council
	P. Cleary	D. Lacey	Upheld on review	S.44(1)
	P. Cleary	R. Rapinette	Upheld on review	No details supplied by council
	P. Cleary		Withdrawn	
Logan City Council	Simon Benham	Chris Rose	decision varied on review	22(a), 43(1), 44(1)
	Simon Benham	Simon Benham	Deemed Confirmed	43(1)
Pine Rivers Shire Council	Russell Garske	Roley Forbes	Upheld on review	No details supplied by council
	Russell Garske	Roley Forbes	Upheld on review	No details supplied by council
	Russell Garske	Roley Forbes	Decision varied on review	44 & 45 - No details supplied by council
Redland Shire Council	Glenn Meyers	Warren Van Wyk	Decision varied on review	41(1)
			Decision varied on review	43(1)
				46(1)(a)
				46(1)(b)
Toowoomba City Council	Sue Berghofer	Mike Stalley	Decision upheld on review	35B
<b>GRAND TOTAL</b>	<b>27</b>			

**Appendix 1.10 - s.108(4)(d)**  
**Number of Internal Review Applications and Internal Review outcomes (Local Government)**

Those agencies with nil returns have not been included

<b>PORTFOLIO/AGENCY</b>	<b>No. of Internal Reviews Received</b>	<b>Decision</b>	<b>Act Provision</b>
<b>Reporting period 1 September 2005 to 30 June 2006</b>			
Beaudesert Shire Council	2	Decision Upheld on Review	s29(4), s42(1)(b)
Brisbane City Council	2	Decision Upheld on Review	29B
	2	Decision Upheld on Review	42(1)(b) & 44(1)
	9	Decision Upheld on Review	43(1)
	1	Decision Upheld on Review	45(1)(b)
	11	Decision Upheld on Review	No details supplied by council
	1	Decision Upheld on Review	35B
	1	Decision Varied on Review	35B
Cairns City Council	1	Decision Upheld on Review	45(1)
Calliope Shire Council	0		
Caloundra City Council	1	Decision Varied on Review - more documents released	44(1)
	1	Decision Varied on Review - more documents released	41 (1)(a)(i)
	10	Decision Upheld on Review	49
Cook Shire Council	1	No details supplied by council	No details supplied by council
Douglas Shire Council	1	Decision Upheld on Review	46(1)(b)
			40(a)
			41(1)
			42(1)(a)
			44 (1)
Gatton Shire Council	8	No details supplied by council	No details supplied by council
Hervey Bay City Council	5	Decision Upheld on Review	44(1), 43(1)
Laidley Shire Council	1	Decision Upheld on Review	43(1)
Logan City Council	1	Decision varied on review	22(a)
			43(1)
			44(1)
	1	Decision Upheld on Review	43(1)
Mackay City Council	1	Decision Upheld on Review	35(b)(2)

## Appendix 1.10: Internal review decisions (local government)

### Appendix 1.10 - s.108(4)(d) Number of Internal Review Applications and Internal Review outcomes (Local Government)

Those agencies with nil returns have not been included

PORTFOLIO/AGENCY	No. of Internal Reviews Received	Decision	Act Provision
Maroochy Shire Council	2	Decision Upheld on Review	44(1)
Redland Shire Council	4	Decision Upheld on Review	s30
			s28A(1)
			s44(1)
			s45(1) (b)(i)
			s46(1)(b)
	3	Decision Upheld on Review	s41(1)(a)(i)
			s43(1)
			s44(1)
			s46(1)(b)
Thuringowa City Council	1	Decision Varied on Review	44(1)
			41(1)
	1		42(1)
			44(1)
			43(1)
Toowoomba City Council	1	Decision Upheld on Review	s 43(1)
Townsville City Council	1	Decision Varied on Review	Full release
Whitsunday Shire Council	1	Decision Upheld on Review	29(1)(a)
<b>TOTAL</b>	<b>75</b>		

## Appendix 1.11: Fees and charges collected (state government)

### Appendix 1.11 - s.108(4)(i) Fees and Charges collected (State Government)

PORTFOLIO/AGENCY	Fees Collected	Charges Collected		Total Collected
	\$	\$		\$
<b>CHILD SAFETY</b>				
DEPARTMENT OF CHILD SAFETY	413.45	1,796.40		2,209.85
<b>PORTFOLIO TOTAL</b>	<b>413.45</b>	<b>1,796.40</b>		<b>2,209.85</b>
<b>COMMUNITIES</b>				
DEPARTMENT OF COMMUNITIES	490.9	211.4		702.30
<b>DATSIP</b>				
DEPARTMENT OF ABORIGINAL AND TORRES STRAIT ISLANDER POLICY	35.25	0.00		35.25
<b>DISABILITY SERVICES</b>				
DISABILITY SERVICES QUEENSLAND	175.4	671		846.40
<b>PORTFOLIO TOTAL</b>	<b>701.55</b>	<b>882.40</b>		<b>1,583.95</b>
<b>CORRECTIVE SERVICES</b>				
DEPARTMENT OF CORRECTIVE SERVICES	971.70	1,289.60		2,261.30
<b>PORTFOLIO TOTAL</b>	<b>971.70</b>	<b>1,289.60</b>		<b>2,261.30</b>
<b>CRIME AND MISCONDUCT COMMISSION</b>				
CRIME AND MISCONDUCT COMMISSION	385.2	1,142.20		1,527.40
<b>PORTFOLIO TOTAL</b>	<b>385.2</b>	<b>1,142.20</b>		<b>1,527.40</b>

Appendix 1.11: Fees and charges collected (state government)

Appendix 1.11 - s.108(4)(i)  
Fees and Charges collected (State Government)

PORTFOLIO/AGENCY	Fees Collected		Charges Collected		Total Collected	
	\$		\$		\$	
<b>EDUCATION AND THE ARTS</b>						
DEPARTMENT OF EDUCATION AND THE ARTS	2,542.40		5,963.58		8,505.98	
QUEENSLAND MUSEUM	34.4		6.6		41	
UNIVERSITY OF QUEENSLAND	209.8		104.2		314	
UNIVERSITY OF THE SUNSHINE COAST	35.25		0		35.25	
UNIVERSITY OF SOUTHERN QUEENSLAND	105.75		30		135.75	
QUEENSLAND STUDIES AUTHORITY	0		505.25		505.25	
GRIFFITH UNIVERSITY	34.4		414.7		449.1	
CENTRAL QUEENSLAND UNIVERSITY	35.25		0		35.25	
JAMES COOK UNIVERSITY	104.05		1,157.80		1,261.85	
<b>PORTFOLIO TOTAL</b>	<b>3,101.30</b>		<b>8,182.13</b>		<b>11,283.43</b>	
<b>EMERGENCY SERVICES</b>						
MINISTER FOR EMERGENCY SERVICES	0		0		0.00	
DEPARTMENT OF EMERGENCY SERVICES	7,877.00		8,166.49		16,043.49	
<b>PORTFOLIO TOTAL</b>	<b>7,877.00</b>		<b>8,166.49</b>		<b>16,043.49</b>	
<b>EMPLOYMENT AND TRAINING</b>						
DEPARTMENT OF EMPLOYMENT AND TRAINING	5,724.45		11,334.20		17,058.65	
<b>PORTFOLIO TOTAL</b>	<b>5,724.45</b>		<b>11,334.20</b>		<b>17,058.65</b>	
<b>ENERGY</b>						
ENERGEX LIMITED	1,280.20		197.10		1,477.30	
ERGON ENERGY CORPORATION LIMITED	172.85				172.85	
<b>PORTFOLIO TOTAL</b>	<b>1,453.05</b>		<b>197.10</b>		<b>1,650.15</b>	

**Appendix 1.11 - s.108(4)(i)  
Fees and Charges collected (State Government)**

PORTFOLIO/AGENCY	Fees Collected		Charges Collected		Total Collected	
		\$		\$		\$
<b>ENVIRONMENT</b>						
ENVIRONMENTAL PROTECTION AGENCY		2,571.10		9,072.65		11,643.75
<b>PORTFOLIO TOTAL</b>		<b>2,571.10</b>		<b>9,072.65</b>		<b>11,643.75</b>
<b>HEALTH</b>						
MINISTER FOR HEALTH		\$70.50		\$73.70		\$144.20
<b>SUB TOTAL - MINISTER FOR HEALTH</b>		<b>\$70.50</b>		<b>\$73.70</b>		<b>\$144.20</b>
<b>QUEENSLAND HEALTH</b>						
CORPORATE OFFICE & STATEWIDE		\$2,059.10		\$3,273.00		\$5,332.10
BAYSIDE HEALTH SERVICE DISTRICT		\$311.30		\$442.30		\$753.60
BOWEN HEALTH SERVICE DISTRICT		\$34.40		\$0.00		\$34.40
BUNDABERG HEALTH SERVICE DISTRICT		\$207.95		\$70.40		\$278.35
CAIRNS HEALTH SERVICE DISTRICT		\$326.25		\$662.00		\$988.25
CENTRAL HIGHLANDS HEALTH SERVICE DISTRICT		\$34.40		\$0.00		\$34.40
CENTRAL WEST HEALTH SERVICE DISTRICT		\$139.30		\$98.80		\$238.10
CHARLEVILLE HEALTH SERVICE DISTRICT		\$104.05		\$0.00		\$104.05
CHARTERS TOWERS HEALTH SERVICE DISTRICT		\$34.40		\$0.00		\$34.40
FRASER COAST HEALTH SERVICE DISTRICT		\$453.15		\$83.60		\$536.75
GLADSTONE HEALTH SERVICE DISTRICT		\$35.25		\$0.00		\$35.25
GOLD COAST HEALTH SERVICE DISTRICT		\$1,188.30		\$361.00		\$1,549.30
GYMPIE HEALTH SERVICE DISTRICT		\$137.60		\$0.00		\$137.60
INNISFAIL HEALTH SERVICE DISTRICT		\$138.45		\$0.00		\$138.45
LOGAN-BEAUDESERT HEALTH SERVICE DISTRICT		\$415.35		\$42.40		\$457.75
MACKAY HEALTH SERVICE DISTRICT		\$164.05		\$0.00		\$164.05
MOUNT ISA HEALTH SERVICE DISTRICT		\$188.00		\$0.00		\$188.00
NORTH BURNETT HEALTH SERVICE DISTRICT		\$34.40		\$0.00		\$34.40
NORTHERN DOWNS HEALTH SERVICE DISTRICT		\$75.25		\$0.00		\$75.25
PRINCESS ALEXANDRA HOSPITAL HEALTH SERVICE DISTRICT		\$3,933.95		\$10,791.95		\$14,725.90

Appendix 1.11: Fees and charges collected (state government)

Appendix 1.11 - s.108(4)(i)  
Fees and Charges collected (State Government)

PORTFOLIO/AGENCY	Fees Collected	Charges Collected	Total Collected
	\$	\$	\$
QEII HOSPITAL HEALTH SERVICE DISTRICT	\$346.55	\$231.60	\$578.15
REDCLIFFE-CABOOLTURE HEALTH SERVICE DISTRICT	\$798.00	\$73.00	\$871.00
ROCKHAMPTON HEALTH SERVICE DISTRICT	\$245.05	\$0.00	\$245.05
ROMA HEALTH SERVICE DISTRICT	\$70.50	\$0.00	\$70.50
ROYAL BRISBANE & WOMEN'S HOSPITAL HEALTH SERVICE DISTRICT	\$5,030.50	\$2,285.87	\$7,316.37
ROYAL CHILDREN'S HOSPITAL HEALTH SERVICE DISTRICT	\$70.50	\$291.19	\$361.69
SOUTH BURNETT HEALTH SERVICE DISTRICT	\$34.40	\$0.00	\$34.40
SOUTHERN DOWNS HEALTH SERVICE DISTRICT	\$75.75	\$0.00	\$75.75
SUNSHINE COAST HEALTH SERVICE DISTRICT	\$481.60	\$0.00	\$481.60
TABLELANDS HEALTH SERVICE DISTRICT	\$349.10	\$31.40	\$380.50
THE PRINCE CHARLES HOSPITAL HEALTH SERVICE DISTRICT	\$686.50	\$823.10	\$1,509.60
TOOWOOMBA HEALTH SERVICE DISTRICT	\$834.10	\$713.80	\$1,547.90
TOWNSVILLE HEALTH SERVICE DISTRICT	\$206.40	\$0.00	\$206.40
WEST MORETON HEALTH SERVICE DISTRICT	\$780.00	\$632.15	\$1,412.15
<b>SUB TOTAL - QUEENSLAND HEALTH</b>	<b>\$20,023.85</b>	<b>\$20,907.56</b>	<b>\$40,931.41</b>
<b>STATUTORY AUTHORITIES</b>			
HEALTH PRACTITIONER REGISTRATION BOARDS	\$868.50	\$2,077.84	\$2,946.34
HEALTH RIGHTS COMMISSION	\$172.85	\$0.00	\$172.85
QUEENSLAND NURSING COUNCIL	\$207.25	\$12.40	\$219.65
<b>SUB TOTAL - STATUTORY AUTHORITIES</b>	<b>\$1,248.60</b>	<b>\$2,090.24</b>	<b>\$3,338.84</b>
<b>PORTFOLIO TOTAL</b>	<b>\$21,342.95</b>	<b>\$23,071.50</b>	<b>\$44,414.45</b>
<b>INDUSTRIAL RELATIONS</b>			
OFFICE OF THE MINISTER FOR INDUSTRIAL RELATIONS	35.25	0.00	35.25
DEPARTMENT OF INDUSTRIAL RELATIONS	20,615.70	35,151.03	55,766.73
WORKCOVER QUEENSLAND	10,122.51	1,744.85	11,867.36
QCOMP	2,126.05	313.00	2,439.05
<b>PORTFOLIO TOTAL</b>	<b>32,899.51</b>	<b>37,208.88</b>	<b>70,108.39</b>

**Appendix 1.11 - s.108(4)(i)  
Fees and Charges collected (State Government)**

PORTFOLIO/AGENCY	Fees Collected	Charges Collected		Total Collected
	\$	\$		\$
<b>JUSTICE AND ATTORNEY-GENERAL</b>				
DEPARTMENT OF JUSTICE AND ATTORNEY-GENERAL	1,595.90	2,365.40		3,961.30
PUBLIC TRUST OFFICE	244.00	1.00		245.00
LEGAL SERVICES COMMISSION	70.50	95.00		165.50
ANTI-DISCRIMINATION COMMISSION QUEENSLAND	105.75	291.20		396.95
<b>PORTFOLIO TOTAL</b>	<b>2,016.15</b>	<b>2,752.60</b>		<b>4,768.75</b>
<b>LOCAL GOVT, PLANNING SPORT AND RECREATION</b>				
DEPARTMENT OF LOCAL GOVERNMENT, PLANNING SPORT AND RECREATION	1,046.45	2,581.45		3,627.90
MAJOR SPORTS FACILITIES AUTHORITY	105.75	197.70		303.45
<b>PORTFOLIO TOTAL</b>	<b>1,152.20</b>	<b>2,779.15</b>		<b>3,931.35</b>
<b>NATURAL RESOURCES, MINES AND WATER</b>				
DEPARTMENT OF NATURAL RESOURCES, MINES AND WATER	7,208.80	15,305.46		22,514.26
<b>PORTFOLIO TOTAL</b>	<b>7,208.80</b>	<b>15,305.46</b>		<b>22,514.26</b>
<b>POLICE</b>				
QUEENSLAND POLICE SERVICE	27345.02	10805.24		38,150.26
<b>PORTFOLIO TOTAL</b>	<b>27345.02</b>	<b>10805.24</b>		<b>38,150.26</b>
<b>PREMIER AND CABINET</b>				
OFFICE OF THE PREMIER	104.05	125.30		229.35
DEPARTMENT OF THE PREMIER AND CABINET	350.75	449.70		800.45



Appendix 1.11: Fees and charges collected (state government)

Appendix 1.11 - s.108(4)(i)  
Fees and Charges collected (State Government)

PORTFOLIO/AGENCY	Fees Collected	Charges Collected		Total Collected
	\$	\$	\$	\$
THE COORDINATOR-GENERAL	69.65	0.00		69.65
OFFICE OF URBAN MANAGEMENT	211.50	204.80		416.30
SOUTH BANK CORPORATION	34.40	23.75		58.15
COMMISSION FOR CHILDREN AND YOUNG PEOPLE AND CHILD GUARDIAN	67.00	0.00		67.00
OFFICE OF PUBLIC SERVICE MERIT AND EQUITY	138.45	290.70		429.15
<b>PORTFOLIO TOTAL</b>	<b>975.80</b>	<b>1,094.25</b>		<b>2,070.05</b>
<b>PRIMARY INDUSTRIES AND FISHERIES</b>				
DEPARTMENT OF PRIMARY INDUSTRIES AND FISHERIES	1,867.80	3,465.29		5,333.09
<b>PORTFOLIO TOTAL</b>	<b>1,867.80</b>	<b>3,465.29</b>		<b>5,333.09</b>
<b>PUBLIC WORKS</b>				
DEPARTMENT OF PUBLIC WORKS	623.45	2,223.12		2,846.57
BOARD OF PROFESSIONAL ENGINEERS	68.80	112.19		180.99
QUEENSLAND RACING	68.80			68.80
DEPARTMENT OF HOUSING	174.55	0.00		174.55
BUILDING SERVICES AUTHORITY	868.50	2,383.09		3,251.59
ADJUDICATION REGISTRY (BUILDING AND CONSTRUCTION INDUSTRY PAYMENTS ACT)	34.40	747.24		781.64
<b>PORTFOLIO TOTAL</b>	<b>1,838.50</b>	<b>5,465.64</b>		<b>7,304.14</b>
<b>QUEENSLAND OMBUDSMAN</b>				
OMBUDSMAN	172.85	136.40		309.25
<b>PORTFOLIO TOTAL</b>	<b>172.85</b>	<b>136.40</b>		<b>309.25</b>

Appendix 1.11: Fees and charges collected (state government)

Appendix 1.11 - s.108(4)(i)  
Fees and Charges collected (State Government)

PORTFOLIO/AGENCY	Fees Collected		Charges Collected		Total Collected	
		\$		\$		\$
<b>STATE DEVELOPMENT</b>						
DEPARTMENT OF STATE DEVELOPMENT, TRADE AND INNOVATION		414.50		930.70		1,345.20
<b>PORTFOLIO TOTAL</b>		<b>414.50</b>		<b>930.70</b>		<b>1,345.20</b>
<b>TOURISM, FAIR TRADING AND WINE INDUSTRY DEVELOPMENT</b>						
DEPARTMENT OF TOURISM, FAIR TRADING AND WINE INDUSTRY DEVELOPMENT		1,492.65		2,839.50		4,332.15
TOURISM QUEENSLAND		35.25				35.25
<b>PORTFOLIO TOTAL</b>		<b>1,527.90</b>		<b>2,839.50</b>		<b>4,367.40</b>
<b>TRANSPORT</b>						
MAIN ROADS		2,292.85		7,957.50		10,250.35
QUEENSLAND TRANSPORT		11,706.98		13,939.11		25,646.09
QUEENSLAND RAIL		2,155.75		787.20		2,942.95
<b>PORTFOLIO TOTAL</b>		<b>16,155.58</b>		<b>22,683.81</b>		<b>38,839.39</b>
<b>TREASURY</b>						
BOARD OF TRUSTEES STATE PUBLIC SECTOR SUPER FUND		34.40		5.00		39.40
TREASURER		174.55		0.00		174.55
TREASURY DEPARTMENT		1,250.30		2,970.43		4,220.73
<b>PORTFOLIO TOTAL</b>		<b>1,459.25</b>		<b>2,975.43</b>		<b>4,434.68</b>
<b>GRAND TOTAL</b>		<b>139,575.61</b>		<b>173,577.02</b>		<b>313,152.63</b>

## Appendix 1.12: Fees and charges notified and collected (local government)

### Appendix 1.12 - s.108(4)(i) Fees and Charges collected (Local Government)

Those agencies with nil returns have not been included

PORTFOLIO/AGENCY	Fees Collected \$	Charges Collected \$	Total Collected \$
<b>LOCAL GOVERNMENT</b>			
Atherton Shire Council	103.20	477.30	580.50
Bauhinia Shire Council	40.80	9.80	50.60
Beaudesert Shire Council	771.40	4,256.00	5,027.40
Belyando Shire Council	34.40	30.00	64.40
Bowen Shire Council	34.40	0.00	34.40
Brisbane City Council	6,398.50	8,715.04	15,113.54
Burdekin Shire Council	134.90	73.60	208.50
Caboolture Shire Council	960.35	1,176.80	2,137.15
Cairns City Council	1,147.95	1,561.22	2,709.17
Caloundra City Council	3,008.55	254.10	3,262.65
Cambooya Shire Council	34.40	10.65	45.05
Cardwell Shire Council	34.40	0.00	34.40
Chinchilla Shire Council	35.25	0.00	35.25
Cook Shire Council	172.60	1.25	173.85
Cooloola Shire Council	417.90	491.85	909.75
Crows Nest Shire Council	172.85	267.20	440.05
Dalby Town Council	69.95	201.40	271.35
Douglas Shire Council	417.15	898.95	1,316.10
Eacham Shire Council	34.40	0.00	34.40
Emerald Shire Council	35.25	0.00	35.25
Esk Shire Council	103.20	0.00	103.20
Gatton Shire Council	68.80	7.00	75.80
Gayndah Shire Council	35.25	0.00	35.25
Gladstone City Council	68.80	0.00	68.80
Gold Coast City Council	6,050.20	18,282.10	24,332.30
Goondiwindi Town Council	34.40	0.00	34.40
Hervey Bay City Council	550.00	750.00	1,300.00
Hinchinbrook Shire Council	35.00	0.00	35.00
Inglewood Shire Council	34.40	0.00	34.40

Appendix 1.12: Fees and charges notified and collected (local government)

**Appendix 1.12 - s.108(4)(i)**  
**Fees and Charges collected (Local Government)**  
 Those agencies with nil returns have not been included

PORTFOLIO/AGENCY	Fees Collected	Charges Collected	Total Collected
	\$	\$	\$
Ipswich City Council	1,498.75	3,324.70	4,823.45
Isis Shire Council	62.00	71.00	133.00
Kingaroy Shire Council	69.65	25.60	95.25
Kolan Shire Council	0.00	50.00	50.00
Laidley Shire Council	138.90	0.00	138.90
Livingstone Shire Council	105.75	64.40	170.15
Mackay City Council	338.30	171.60	509.90
Mareeba Shire Council	104.90	154.70	259.60
Maroochy Shire Council	1,840.05	934.50	2,774.55
Maryborough City Council	209.75	23.20	232.95
Mirani Shire Council	35.25	0.00	35.25
Miriam Vale Shire Council	35.25	0.00	35.25
Monto Shire Council	34.40	301.60	336.00
Mount Isa City Council	34.40	0.00	34.40
Murweh Shire Council	69.00	0.00	69.00
Nanango Shire Council	35.25	0.00	35.25
Pine Rivers Shire Council	3,190.00	3,999.00	7,189.00
Redcliffe City Council	175.40	56.70	232.10
Redland Shire Council	1,596.85	5,353.90	6,950.75
Rockhampton City Council	207.25	190.60	397.85
Rosalie Shire Council	34.40	0.00	34.40
Sarina Shire Council	69.40	0.00	69.40
<b>GRAND TOTAL</b>	<b>30,923.55</b>	<b>52,185.76</b>	<b>83,109.31</b>

## Appendix 1.13: Number of PANs and FANs issued (state government)

**Appendix 1.13 - S.108(4)(b)**  
**Number of Preliminary Assessment Notices and Final Assessment Notices issued (State Government)**  
 Those agencies with nil returns have not been included

PORTFOLIO/AGENCY	PAN's Issued	FAN's Issued	PORTFOLIO/AGENCY	PAN's Issued	FAN's Issued
<b>CHILD SAFETY</b>			<b>LOCAL GOVT, PLANNING SPORT AND RECREATION</b>		
DEPARTMENT OF CHILD SAFETY	5	4	DEPARTMENT OF LOCAL GOVERNMENT, PLANNING SPORT AND RECREATION	10	8
<b>TOTAL</b>	<b>5</b>	<b>4</b>	MAJOR SPORTS FACILITIES AUTHORITY	3	2
<b>COMMUNITIES</b>			<b>TOTAL</b>	<b>13</b>	<b>10</b>
DEPARTMENT OF COMMUNITIES	3	0	<b>NATURAL RESOURCES MINES AND WATER</b>		
<b>DISABILITY SERVICES</b>			DEPARTMENT OF NATURAL RESOURCES MINES AND WATER	113	92
DISABILITY SERVICES QUEENSLAND	2	2	<b>TOTAL</b>	<b>113</b>	<b>92</b>
<b>TOTAL</b>	<b>5</b>	<b>2</b>	<b>POLICE</b>		
<b>CORRECTIVE SERVICES</b>			QUEENSLAND POLICE SERVICE	66	66
SERVICES	15	8	<b>TOTAL</b>	<b>66</b>	<b>66</b>
<b>TOTAL</b>	<b>15</b>	<b>8</b>	<b>PREMIER AND CABINET</b>		
<b>COMMISSION</b>			DEPARTMENT OF THE PREMIER AND CABINET	4	3
CRIME AND MISCONDUCT COMMISSION	6	6	THE COORDINATOR-GENERAL	2	0
<b>TOTAL</b>	<b>6</b>	<b>6</b>	OFFICE OF URBAN MANAGEMENT	1	1
			OFFICE OF PUBLIC SERVICE MERIT AND EQUITY	2	1
			<b>TOTAL</b>	<b>9</b>	<b>5</b>

**Appendix 1.13 - S.108(4)(b)**  
**Number of Preliminary Assessment Notices and Final Assessment Notices issued (State Government)**  
 Those agencies with nil returns have not been included

PORTFOLIO/AGENCY	PAN's Issued	FAN's Issued	PORTFOLIO/AGENCY	PAN's Issued	FAN's Issued
<b>EDUCATION AND THE ARTS</b>					
DEPARTMENT OF EDUCATION AND THE ARTS	36	17			
UNIVERSITY OF THE SUNSHINE COAST	1	0	<b>PRIMARY INDUSTRIES</b>		
UNIVERSITY OF SOUTHERN QUEENSLAND	2	0	DEPARTMENT OF PRIMARY INDUSTRIES AND FISHERIES	12	11
QUEENSLAND STUDIES AUTHORITY	0	2	<b>TOTAL</b>	<b>12</b>	<b>11</b>
GRIFFITH UNIVERSITY	1	1			
UNIVERSITY OF QUEENSLAND	3	1	<b>PUBLIC WORKS</b>		
<b>TOTAL</b>	<b>43</b>	<b>21</b>	DEPARTMENT OF PUBLIC WORKS	11	9
			BUILDING SERVICES AUTHORITY	14	2
			ADJUDICATION REGISTRY (BUILDING AND CONSTRUCTION INDUSTRY PAYMENTS ACT)	1	1
<b>EMERGENCY SERVICES</b>					
MINISTER FOR EMERGENCY SERVICES	0	0			
DEPARTMENT OF EMERGENCY SERVICES	22	15	<b>TOTAL</b>	<b>26</b>	<b>12</b>
<b>TOTAL</b>	<b>22</b>	<b>15</b>	<b>STATE DEVELOPMENT</b>		
			DEPARTMENT OF STATE DEVELOPMENT, TRADE AND INNOVATION	5	6
<b>ENERGY</b>					
ENERGEX LIMITED	2	1	<b>TOTAL</b>	<b>5</b>	<b>6</b>
<b>TOTAL</b>	<b>2</b>	<b>1</b>			

Appendix 1.13: Number of PANs and FANs issued (state government)

Appendix 1.13 - S.108(4)(b)  
 Number of Preliminary Assessment Notices and Final Assessment Notices issued (State Government)  
 Those agencies with nil returns have not been included

PORTFOLIO/AGENCY	PAN's Issued	FAN's Issued	PORTFOLIO/AGENCY	PAN's Issued	FAN's Issued
<b>ENVIRONMENT</b>					
ENVIRONMENTAL PROTECTION AGENCY	54	29	<b>TOURISM, FAIR TRADING AND WINE INDUSTRY DEVELOPMENT</b>		
			DEPARTMENT OF TOURISM, FAIR TRADING AND WINE INDUSTRY DEVELOPMENT	54	44
<b>TOTAL</b>	<b>54</b>	<b>29</b>	<b>TOTAL</b>	<b>54</b>	<b>44</b>
<b>EMPLOYMENT AND TRAINING</b>					
DEPARTMENT OF EMPLOYMENT AND TRAINING	71	62	<b>TRANSPORT</b>		
			MAIN ROADS	35	21
<b>TOTAL</b>	<b>71</b>	<b>62</b>	QUEENSLAND TRANSPORT	154	92
			QUEENSLAND RAIL	7	7
<b>INDUSTRIAL RELATIONS</b>			<b>TOTAL</b>	<b>196</b>	<b>120</b>
DEPARTMENT OF INDUSTRIAL RELATIONS	483	306			
WORKCOVER QUEENSLAND	235	54	<b>TREASURY</b>		
QCOMP	26	25	TREASURY DEPARTMENT	6	6
<b>TOTAL</b>	<b>744</b>	<b>385</b>	<b>TOTAL</b>	<b>6</b>	<b>6</b>
<b>HEALTH</b>					
MINISTER FOR HEALTH	1	0	<b>GRAND TOTAL</b>	<b>1654</b>	<b>1245</b>
<b>QUEENSLAND HEALTH</b>					
CORPORATE OFFICE & STATEWIDE	13	7			
BUNDABERG HEALTH SERVICE DISTRICT	3	0			
CAIRNS HEALTH SERVICE DISTRICT	8	5			
CENTRAL WEST HEALTH SERVICE DISTRICT	4	2			

Appendix 1.13: Number of PANs and FANs issued (state government)

Number of Preliminary Assessment Notices and Final Assessment Notices issued (State Government)  
 Those agencies with nil returns have not been included

PORTFOLIO/AGENCY	PAN's Issued	FAN's Issued	PORTFOLIO/AGENCY	PAN's Issued	FAN's Issued
FRASER COAST HEALTH SERVICE DISTRICT	1	0			
LOGAN-BEAUDESERT HEALTH SERVICE DISTRICT	4	10			
PRINCESS ALEXANDRA HOSPITAL HEALTH SERVICE DISTRICT	113	79			
QE11 HOSPITAL HEALTH SERVICE DISTRICT	3	0			
ROYAL BRISBANE & WOMEN'S HOSPITAL HEALTH SERVICE DISTRICT	0	204			
ROYAL CHILDREN'S HOSPITAL HEALTH SERVICE DISTRICT	0	2			
THE PRINCE CHARLES HOSPITAL HEALTH SERVICE DISTRICT	6	5			
TOOWOOMBA HEALTH SERVICE DISTRICT	0	8			
DISTRICT	1	0			
DISTRICT	8	2			
<b>STATUTORY AUTHORITIES</b>					
QUEENSLAND NURSING COUNCIL	0	1			
<b>TOTAL</b>	<b>165</b>	<b>325</b>			
<b>JUSTICE</b>					
LEGAL SERVICES COMMISSION	1	1			
ANTI-DISCRIMINATION COMMISSION QUEENSLAND	5	1			
DEPARTMENT OF JUSTICE AND ATTORNEY-GENERAL	16	13			
<b>TOTAL</b>	<b>22</b>	<b>15</b>			



## Appendix 1.14: Number of PANs and FANs issued (local government)

### Appendix 1.14 - S.108(4)(b) Number of Preliminary Assessment Notices and Final Assessment Notices issued (Local Government)

Those agencies with nil returns have not been included

PORTFOLIO/AGENCY	PAN's Issued	FAN's Issued	PORTFOLIO/AGENCY	PAN's Issued	FAN's Issued
<b>LOCAL GOVERNMENT AGENCIES</b>			<b>LOCAL GOVERNMENT AGENCIES</b>		
Beauresert Shire Council	10	23			
Belyando Shire Council	1	1			
Brisbane City Council	67	58			
Cairns City Council	36	36			
Cambooya Shire Council	1	2			
Cooloolah Shire Council	3	2			
Dalby Town Council	1	1			
Douglas Shire Council	3	3			
Gold Coast City Council	73	60			
Hervey Bay City Council	1	1			
Hinchinbrook Shire Council	1	0			
Inglewood Shire Council	0	1			
Ipswich City Council	13	8			
Kingaroy Shire Council	2	2			
Logan City Council					
Mareeba Shire Council	1	0			
Mirani Shire Council	0	5			
Monto Shire Council	1	1			
Murweh Shire Council	5	5			
Pine Rivers Shire Council	6	6			
Redland Shire Council	26	13			
Rockhampton City Council	2	0			
Rosalie Shire Council	1	1			
Thuringowa City Council	4	1			
Toowoomba City Council	5	5			
Townsville City Council	19	8			
Warwick Shire Council	2	0			
Whitsunday Shire Council	4	1			
<b>GRAND TOTAL</b>	<b>288</b>	<b>244</b>			

