



Freedom of Information

ANNUAL REPORT 2006–07



Queensland Government
Department of Justice and Attorney-General

Minister's introduction



This is the 15th annual report to the Queensland Parliament on the operation of the *Freedom of Information Act 1992 (Qld)* (the Act). The object of this Act is to extend as far as possible the right of the community to have access to information held by Queensland government.

The 2006-07 Freedom of Information (FOI) Annual Report gives an overview of FOI activities across both the State and local government in Queensland.

A total of 12,180 FOI applications were received by State and local government agencies during the 2006-07 year, which is an increase of 1% from the previous year.

The rate of access to documents in 2006-07 is generally consistent with access rates across Australia with full or partial access granted to 86% of documents.

I am pleased to present the 2006-07 FOI Annual Report to Parliament.

A handwritten signature in cursive script, appearing to read 'Kerry Shine'.

*The Hon. Kerry Shine MP
Minister for Justice and Attorney-General*

Table of contents

Activity under the <i>Freedom of Information Act 1992</i>	4
Introduction	4
Overview 2006–07	5
Highest rate of applications	6
Access rates	6
Amendment applications	7
Fees and charges	7
Report on the operation of the Act	8
108 Report to Legislative Assembly by agencies and Ministers	8
The appendices to the report	9
Difficulties encountered—s.108(2)	9
Number of applications—s.108(4)(a).....	9
Preliminary and final assessment notices—s.108(4)(b)	9
Decisions not to give access	9
Action taken on documents considered—s.108(4)(c)	9
Internal review applications under ss.52 and 60—s.108(4)(d).....	10
Application for amendment of information—ss.108(4)(e)(f).....	10
Statement of Affairs and notices received—s.108(4)(g)	10
Disciplinary action—s.108(4)(h)	10
Fees and charges collected by agencies—s.108(4)(i).....	11
Efforts in administering the Act —s.108(4)(j).....	11
Legislative changes	11
Key initiatives	11
Other efforts in administering the Act.....	12
Appendices 1.1 – 1.14	13
Tables.....	13
Appendices..	14
1.1: Number of Access Applications (State Government).....	14
1.2: Number of Access Applications (Local Government)	21
1.3: Number of Amendment Applications Amendment Internal Reviews received (State Government).....	23
1.4: Number of Amendment Applications and Amendment Internal Reviews received (Local Government)	25
1.5: Types of FOI Applications (State Government)	26
1.6: Types of FOI Applications (Local Government)	30
1.7: Action taken on documents (State Government)	32
1.8: Action taken on Documents (Local Government)	57
1.9: Internal Review Decisions (State Government)	63
1.10: Internal Review Decisions (Local Government).....	69
1.11: Fees and Charges collected (State Government)	70
1.12: Fees and Charges collected (Local Government).....	74
1.13: Number of Preliminary Assessment Notices and Final Assessment Notices issued (State Government)	76
1.14: Number of Preliminary Assessment Notices and Final Assessment Notices issued (Local Government).....	79

Activity under the *Freedom of Information Act 1992*

INTRODUCTION

The *Freedom of Information Act 1992* (Qld) (the Act) gives people a right, subject to limited exceptions, to access or amend documents held by Ministers, State government departments, local government and public authorities.

Under s.108 of the Act, the Minister responsible for administering the Act is required to prepare a report on the operation of the Act and table the report in Parliament. The 2006-07 report has been prepared in response to that requirement.

The fundamental principle underpinning freedom of information is that a public right of access to information makes government more open, accountable and participatory. The Act also acknowledges that individual citizens require access to the information recorded by government concerning their personal affairs and provides the means to ensure that such information is accurate and up-to-date.

These principles are qualified by a recognition that certain information should not be accessible under the Act because essential public and private interests would suffer if there was an unrestricted public right to access all classes of information, including, for example, information about the private affairs of individuals.

The 2006-07 Annual Report is the 15th prepared under s.108 since the commencement of the Act in 1992. It represents a significant whole-of-Government endeavour. All agencies subject to the Act have, throughout the year, collected and recorded detailed information about their FOI operations for inclusion in this report.

A NOTE ON THE PERSONAL/NON-PERSONAL CLASSIFICATION

FOI applications are classified as either 'personal' or 'non-personal'. Any application for a document that does not concern the applicant's 'personal affairs', is a 'non-personal' application which is subject to an application fee and processing charges set by regulation. 'Personal' applications are not subject to an application fee. Further information on what constitutes 'personal affairs' can be obtained by accessing the Office of the Information Commissioner's website at www.oic.qld.gov.au.

The Department of Justice and Attorney General has compiled this report as part of its lead agency whole of Government role in relation to FOI. As part of this role, the FOI and Privacy Unit also provides education and training, information and support, community awareness and advice on policy and legislation.

During the 2006-07 reporting period, a total of 12,180 applications (6,434 personal and 5,746 non-personal) were received. This is 73 more than the previous year, which is an increase of 1%. State government agencies received 11,025 applications (6,212 personal and 4,813 non-personal) and the local government sector received 1,155 applications (222 personal and 933 non-personal).

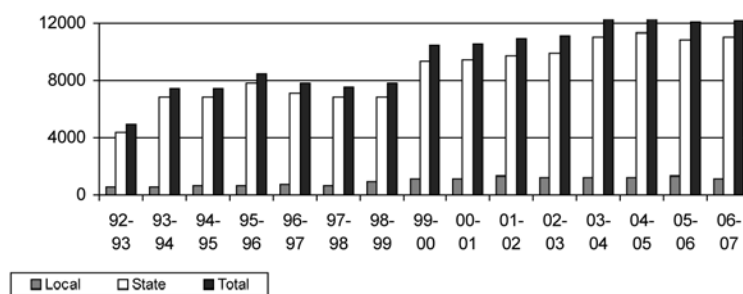
Table 1 shows the number and percentage of personal and non-personal applications for the period 2006-07 for State government and local government.

TABLE 1

2006-2007	Personal		Non-Personal		Total
	No of Applications	%	No of Applications	%	No of Applications
State Government	6,212	56	4,813	44	11,024
Local Government	222	19	933	81	1,291

Figure 1 shows a comparison between the number of applications received for State government and local government since the commencement of the Act.

FIGURE 1



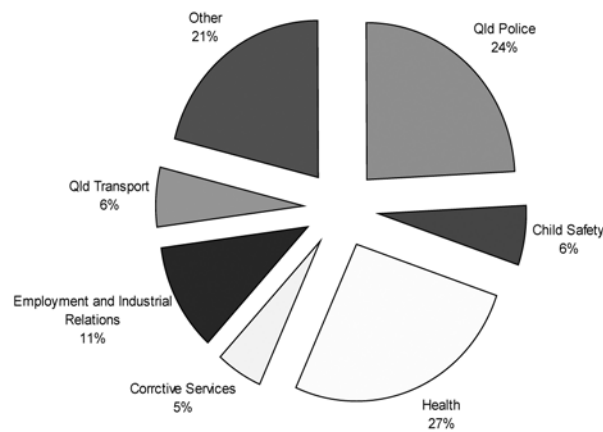
HIGHEST RATE OF APPLICATIONS

Figure 2 shows the State government agencies, which received the largest proportions of access applications.

The Health portfolio received the most access applications of 2,908, which represented an 8% increase on 2005-2006. Increases were also reported by:

- Queensland Police – 7%
- Child Safety – 9%
- Crime and Misconduct Commission – 49%
- Environmental Protection Agency – 6%
- Department of Public Works – 10%
- Department of Tourism, Fair Trading and Wine Industry Development – 4%
- Queensland Treasury - 28%

FIGURE 2: PERCENTAGE BREAKDOWN OF TOTAL FOI APPLICATIONS FOR STATE GOVERNMENT PORTFOLIOS



ACCESS RATES

In the reporting period, access was granted either in full or in part to 85% of State government and 95% of local government applications.

Table 2 shows that for the past 8 years, the access rate has been relatively consistent at an average of 89%.

TABLE 2

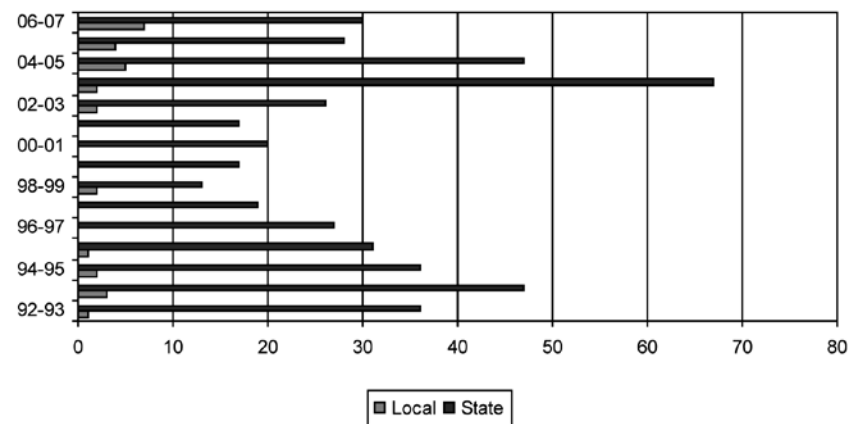
Year	No. of FOI Applications received	% of FOI Applications released (in full and part)	% of FOI Applications withheld
1999 – 2000	9,286	87	13
2000 – 2001	9,424	89	11
2001 – 2002	9,708	91.9	8.1
2002 – 2003	9,872	93	7
2003 – 2004	11,029	89.7	10.3
2004 – 2005	12,554	87.8	12.2
2005 – 2006	12,106	86.5	13.7
2006 – 2007	12,180	86	14
Total	86,159	89	11

AMENDMENT APPLICATIONS

Information about a person's personal affairs which is inaccurate, incomplete out of date or misleading can be amended under the Act.

Thirty-seven applications for amendment of documents were received across both State and local government in 2006-07. This represents an increase of 11% on the 2005-06 figures. Figure 3 below shows the yearly trend comparisons since 1992-1993.

FIGURE 3: YEARLY COMPARISON OF AMENDMENT APPLICATIONS



FEES AND CHARGES

The FOI Regulation 2006 sets out a scale for application fees and charges for documents which do not concern a person's personal affairs. Charges can be imposed for processing (eg time spent retrieving documents and making decisions) and providing access (eg supervising inspection, photocopying documents).

During 2006-07, \$153,543.45 was collected in application fees for access to non-personal information and \$228,491.44 was collected in access and processing charges across the Queensland public sector including local government.

Report on the operation of the Act

108 REPORT TO LEGISLATIVE ASSEMBLY BY AGENCIES AND MINISTERS

Section 108 of the Act requires that as soon as practicable after the end of each financial year, the Minister administering the Act must prepare a report on the operation of the Act. Section 108 provides:

(1) The Minister administering this Act shall, as soon as practicable after the end of each financial year, prepare a report on the operation of this Act during that year and cause a copy of the report to be tabled in the Legislative Assembly.

(2) The report is to include details of the difficulties (if any) encountered during the year by agencies and Ministers in the administration of this Act.

(3) Each responsible Minister must, in relation to the agencies within the Minister's portfolio and in relation to the Minister's official documents, comply with any prescribed requirements concerning that information and the keeping of records for the purposes of this section.

(4) A report under subsection (1) must include, in relation to the financial year to which it relates, particulars of the operations of each agency and Minister under this Act including, in relation to each agency and Minister—

(a) the number of applications for access under this Act made to each agency and to each Minister; and

(b) the number of preliminary assessment notices and the number of final assessment notices given by each agency and by each Minister; and

(c) the number of decisions not to give access to a document, the provisions of this Act under which matter was classified as exempt and the number of times each provision was invoked; and

(d) the number of applications under sections 52 for review of a decision, and, if the officer conducting the review confirmed, in whole or part, a decision classifying matter as exempt matter, the provision of this Act under which that decision was made; and

(e) the number of applications for amendment of information under this Act made to each agency and to each Minister; and

(f) the number of applications under section 60 for review of a decision; and

(g) the number of notices served on the principal officer of the agency under section 20(1) and the number of decisions by the principal officer that were adverse to the person's claim; and

(h) particulars of any disciplinary action taken against an officer in relation to the administration of this Act; and

(i) the amount of fees and charges collected by the agency or Minister; and

(i) any other facts indicating an effort by the agency or Minister to implement and administer this Act.

(5) It is sufficient compliance with subsection (1) if the department's annual report for a financial year includes a report about the matters mentioned in this section.

THE APPENDICES TO THE REPORT

Appendices 1.1-1.14 show the FOI activity across the Queensland public sector in accordance with s.108(4) of the Act.

DIFFICULTIES ENCOUNTERED – S.108(2)

A number of agencies reported difficulties in dealing with a backlog of applications.

NUMBER OF APPLICATIONS – S.108(4)(A)

The appendices to the report contain information detailing the number of applications made to each agency, and for official documents of Ministers:

- Appendix 1.1 Number of Access Applications (State Government)
- Appendix 1.2 Number of Access Applications (Local Government)

PRELIMINARY AND FINAL ASSESSMENT NOTICES – S.108(4)(B)

Agencies are required to report on the number of preliminary assessment notices and the number of final assessment notices given to applicants by each agency and each Minister.

Information about assessment notices on applications is contained in:

- Appendix 1.13 Preliminary and final assessment notices (State Government)
- Appendix 1.14 Preliminary and final assessment notices (Local Government)

DECISIONS NOT TO GIVE ACCESS – S.108(4)(C)

Information required by s.108(4)(c) of the Act is contained in:

- Appendix 1.7 Action taken on documents (State Government)
- Appendix 1.8 Action taken on documents (Local Government).

ACTION TAKEN ON DOCUMENTS CONSIDERED

Access to documents may be granted in full or in part. A partially released document may have some information deleted or blacked out on the copy provided to the access applicant. Across state government agencies, the total rate of full or partial access to documents granted for 2006-07 was 86%.

A NOTE ABOUT REFUSAL OF ACCESS

Access may be refused under the Act to exempt documents. However, it may also be refused because a person can get access to documents other than through FOI.

Section 22 of the Act allows access to be refused to documents that the applicant can get access to under other legislation or arrangements. It exists so that other schemes providing information are not circumvented by the Act. The Department of Justice and Attorney General, for example, refused access in full to 22260 of the documents it considered (which represents 64% of the total) however, 14,984 (which represents 67% of the total refused) of those documents were refused on the basis that those documents were available to the applicant through means other than under the FOI Act. These documents are frequently court transcripts, which are available for a fee from the State Reporting Bureau. Similarly, the Department of Natural Resources and Water refuses access to information available for purchase under another Act (eg, title searches, extracts from the valuation roll and water licences) under section 22. Applicants who are refused access to information under this section have another way of obtaining it.

Of the documents to which access is refused across State and Local Government, section 22 is the reason for refusing access to 9%.

INTERNAL REVIEW APPLICATIONS UNDER SS.52 AND 60 – S.108(4)(D)

Information required under s.108(4)(d) of the Act is contained in:

- Appendix 1.9 Internal review decisions (State Government)
- Appendix 1.10 Internal review decisions (Local Government).

APPLICATIONS FOR AMENDMENT OF INFORMATION – SS.108(4)(E)(F)

Information required under ss.108(4)(e)(f) of the Act is contained in:

- Appendix 1.3 Number of Amendment Applications and Amendment Internal Reviews received (State Government)
- Appendix 1.4 Number of Amendment Applications and Amendment Internal Reviews received (Local Government).

STATEMENT OF AFFAIRS AND NOTICES RECEIVED – S.108(4)(G)

Section 18 of the Act requires that each agency publish, at least yearly, a statement of affairs, including a description of the agency's structure and functions, the ways its functions affect members of the community, any arrangements for public participation in policy formulation, the kinds of documents it usually holds and its access procedures. Under s.20(1) of the Act, a person can serve a notice on any agency stating that it is not complying with its obligation to publish a proper statement of affairs. There were no notices served in 2006-2007.

DISCIPLINARY ACTION – S.108(4)(H)

There were no reported instances of disciplinary action arising from the administration of the Act.

**FEES AND CHARGES
COLLECTED BY AGENCIES
– S.108(4)(I)**

Information about the amounts of fees and charges collected by agencies in the reporting period is contained in:

- Appendix 1.11 Fees and Charges (State Government)
- Appendix 1.12 Fees and Charges (Local Government)

The total amount of fees and charges collected by agencies remains low, representing a small part of the costs incurred by agencies in administering the Act.

**EFFORTS IN ADMINISTERING
THE ACT – S.108(4)(J)**

Section 108(4)(j) of the Act requires this report to detail any efforts made by the agency or Minister in administering the Act.

LEGISLATIVE CHANGES

In the reporting period, the Act was amended to state that:

- It does not apply to certain complaints to the Health Quality and Complaints Commission (s. 11(1))(pa)
- An offender's 'agent' is not entitled to access risk assessment documents (s. 11E)
- Certain information created for ensuring security or good order of a corrective services facility is exempt (s. 42AA)

Other legislation clarified that:

- Under the *Corrective Services Act 2006*, the FOI Act applies to certain service providers engaged by Corrective Services
- Under the *Education (General Provisions) Act 2006*, school councils are not required to publish certain information under FOI
- Under the *Police Powers and Responsibilities Act 2006* the FOI Act does not apply to certain police activities or records.

KEY INITIATIVES

The Department of Justice has a lead agency Whole of Government's role in relation to FOI and Privacy. It has concentrated its sector leadership effort in the areas of education and training, information and support, community awareness and policy and legislation.

EDUCATION AND TRAINING

This initiative aims to improve FOI decision-making across the public sector, provide FOI practitioners with flexible, targeted training opportunities, and to support in-house training for agencies.

For the 2006-07 reporting period, twenty-five FOI training sessions were conducted in Brisbane and regional areas with a total of 335 people trained. The sessions were attended not only by new or inexperienced FOI decision-makers and support staff, but also by experienced officers looking to refresh or update their skills in a particular area.

INFORMATION AND SUPPORT

The Department's FOI and Privacy Unit also provides the community with information about FOI and offers a timely support and advice service for FOI practitioners through publications and the FOI help line. The

Queensland FOI website (www.foi.qld.gov.au.) provides information to the community and agencies on the FOI process in Queensland.

Support to FOI officers is also promoted through the continued work of the State Government FOI Network. This Network serves to disseminate information and provide a forum for discussion on general FOI issues of common concern to practitioners. The establishment of the local government FOI network early in 2006 has proven beneficial to both the councils and the Department of Justice. In the 2006-2007 reporting year, FOI training for local government was conducted in the Townsville, Mackay, Cooloola, Brisbane and Rockhampton areas.

COMMUNITY AWARENESS

In addition to assisting the public sector, the FOI and Privacy Unit promotes awareness of FOI and administrative access schemes to the broader community and groups such as the media, private legal practitioners and community groups, through the State government FOI website and the help line. The Unit is exploring further initiatives to assist members of the public, the legal profession and public interest groups to make more effective use of the rights of access to information conferred by the FOI Act.

The Queensland Freedom of Information Website at www.foi.qld.gov.au is a comprehensive site with information on the Act as well as contacts for other State government departments and agencies. Freedom of Information brochures are held by the Department of Justice and Attorney-General and other agencies. Topical Information sheets are available on frequently asked questions at the website.

POLICY AND LEGISLATION

The FOI and Privacy Unit continues to be actively involved in policy development and legislative review of FOI legislation, in consultation with stakeholders and through informal consultation groups comprised of Unit staff and experienced FOI officers in other agencies.

OTHER EFFORTS IN ADMINISTERING THE ACT

ADMINISTRATIVE ACCESS

Administrative access schemes are an alternative to seeking access to documents under the Act. Agencies generally provide access through administrative release where, for example, the applicant is seeking access to their own personal information, or where the information is generally publicly accessible as a public register. Access through an administrative scheme may be provided on payment of a fee, or for no fee at all, depending on the information. It is often the case that access to documents under an administrative access scheme is provided within a shorter period than under FOI.

The administrative release of documents by Queensland Health continues to be far in excess of FOI applications processed.

APPENDICES 1.1 – 1.14

The appendices to the report provide consolidated information about applications made, and decisions given, across the Queensland public sector including local government for 2006-07.

The appendices contain information that is required to be reported on under ss.108(4)(a)(b)(c)(d)(e)(i) of the Act.

Information relating to the other requirements of s.108 is contained in the main body of the FOI Annual Report.

TABLES

The information contained in the following tables has been collected and supplied by agencies. Care has been taken to confirm the accuracy of data and to ensure that relevant agencies were consulted before the finalisation of this report.

The total number of applications received (Appendices 1.5 and 1.6) does not include applications brought forward from the previous year.

Appendix 1.1 - s.108(4)(a)
Number of Access Applications (State Government)

Those agencies with nil returns have not been included

Appendix 1.1 - s.108(4)(a)
Number of Access Applications (State Government)

PORTFOLIO/AGENCY	On Hand 1 July B/Fwd	Received	Dispatched on Trnfr	Withdrawn	Total	Finalised 30 June	On Hand 30 June C/ Fwd	Received	Internal Reviews	% of Applies
CHILD SAFETY										
DEPARTMENT OF CHILD SAFETY	209	687	1	91	804	602	202	17		2.8
PORTFOLIO TOTAL	209	687	1	91	804	602	202	17		2.8
COMMUNITIES										
DEPARTMENT OF COMMUNITIES (Including Office for Aboriginal and Torres Strait Islander Partnerships (OATSIP))	75	35	3	13	94	84	10	2		2.2
DISABILITY SERVICES QUEENSLAND	19	23	1	8	33	29	4	2		6.5
PORTFOLIO TOTAL	93	58	4	21	127	113	14	4		3.2
CORRECTIVE SERVICES										
DEPARTMENT OF CORRECTIVE SERVICES	178	597	1	172	602	430	172	16		3.7
PORTFOLIO TOTAL	178	597	1	172	602	430	172	16		3.7
CRIME AND MISCONDUCT COMMISSION										
CRIME AND MISCONDUCT COMMISSION	3	55	0	3	55	52	3	8		15.4
PORTFOLIO TOTAL	3	55	0	3	55	52	3	8		15.4
DEPARTMENT OF EDUCATION TRAINING AND THE ARTS										
EDUCATION AND THE ARTS	36	199	0	51	184	148	36	20		13.5
EMPLOYMENT AND TRAINING	22	270	0	22	270	208	62	3		1.4
CENTRAL QUEENSLAND UNIVERSITY	0	10	0	0	10	10	0	0		0.0
GRIFFITH UNIVERSITY	2	11	0	5	8	7	1	0		0.0
JAMES COOK UNIVERSITY	1	6	0	2	5	2	3	0		0.0
QUEENSLAND COLLEGE OF TEACHERS	0	2	0	0	2	1	1	1		100.0
QUEENSLAND PERFORMING ARTS TRUST	0	1	0	0	1	1	0	0		0.0
QUEENSLAND STUDIES AUTHORITY	0	3	0	1	2	2	0	2		100.0
QUEENSLAND UNIVERSITY OF TECHNOLOGY	0	12	0	2	10	8	2	1		12.5

Appendix 1.1 - s.108(4)(a)
Number of Access Applications (State Government)

Appendix 1.1 - s.108(4)(a)
Number of Access Applications (State Government)
Those agencies with nil returns have not been included

PORTFOLIO/AGENCY	On Hand 1 July B/Fwd	Received	Dispatched on Trnfr	Withdrawn	Total	Finalised 30 June	On Hand 30 June C/ Fwd	Internal Reviews	% of Applies
STATE LIBRARY OF QUEENSLAND	0	1	1	0	0	0	0	0	0.0
UNIVERSITY OF QUEENSLAND	3	53	0	2	54	51	3	21	41.2
UNIVERSITY OF SOUTHERN QUEENSLAND	6	4	0	3	7	7	0	0	0.0
UNIVERSITY OF THE SUNSHINE COAST	2	5	0	4	3	3	0	1	33.3
PORTFOLIO TOTAL	72	577	1	92	556	448	108	49	10.9
EMERGENCY SERVICES									
DEPARTMENT OF EMERGENCY SERVICES	47	347		28	366	341	25	4	1.2
PORTFOLIO TOTAL	47	347	0	28	366	341	25	4	1.2
EMPLOYMENT AND INDUSTRIAL RELATIONS									
DEPARTMENT OF EMPLOYMENT AND INDUSTRIAL RELATIONS	79	1123	1	25	1176	1099	77	8	0.7
WORKCOVER QUEENSLAND	72	65	0	1	136	136	0	1	0.7
QCOMP	2	55	0	30	27	27	0	0	0.0
INDUSTRIAL REGISTRY	0	2	0	0	2	2	0	0	0.0
PORTFOLIO TOTAL	153	1245	1	56	1341	1264	77	9	0.7
ENVIRONMENTAL PROTECTION AGENCY									
ENVIRONMENTAL PROTECTION AGENCY	13	99	2	18	92	80	12	12	15.0
WET TROPICS MANAGEMENT AUTHORITY	0	2	0	0	2	2	0	0	0.0
PORTFOLIO TOTAL	13	101	2	18	94	82	12	12	14.6
HEALTH									
MINISTER FOR HEALTH	2	0	0	0	2	2	0	0	0.0
SUB TOTAL - MINISTER FOR HEALTH	2	0	0	0	2	2	0	0	0.0
QUEENSLAND HEALTH									
CORPORATE OFFICE & STATEWIDE	37	84	0	40	81	59	22	9	15.3

Number of Access Applications (State Government)

Appendix 1.1 - s.108(4)(a)
Number of Access Applications (State Government)

Those agencies with nil returns have not been included

PORTFOLIO/AGENCY	On Hand 1 July B/Fwd	Received	Dispatched on Trnfr	Withdrawn	Total	Finalised 30 June	On Hand 30 June C/ Fwd	Received	Internal Reviews	% of Applies
CAIRNS & HINTERLAND HEALTH SERVICE DISTRICT										
(Cairns Facilities)	28	53	0	15	66	40	26	0		0.0
(Innisfail Facilities)	0	1	0	0	1	1	0	0		0.0
(Tablelands Facilities)	0	8	0	0	8	8	0	0		0.0
CENTRAL QUEENSLAND HEALTH SERVICE DISTRICT										
(Gladstone Facilities)	0	13	0	0	13	12	1	0		0.0
(Rockhampton Facilities)	3	21	0	2	22	18	4	0		0.0
CENTRAL WEST HEALTH SERVICE DISTRICT	0	3	0	1	2	1	1	0		0.0
FRASER COAST HEALTH SERVICE DISTRICT	2	45	0	4	43	40	3	0		0.0
GOLD COAST HEALTH SERVICE DISTRICT	65	201	2	22	242	212	30	7		3.3
MACKAY HEALTH SERVICE DISTRICT	7	57	2	3	59	52	7	0		0.0
NORTHSIDE HEALTH SERVICE DISTRICT										
(The Prince Charles Hospital Facilities)	9	255	0	3	261	261	0	3		1.1
(Redcliffe-Caboolture Facilities)	8	98	0	10	96	92	4	0		0.0
PRINCESS ALEXANDRA HOSPITAL HEALTH SERVICE DISTRICT	69	427	1	89	406	345	61	5		1.4
ROYAL BRISBANE & WOMEN'S HOSPITAL HEALTH SERVICE DISTRICT	134	666	1	25	774	555	219	1		0.2
ROYAL CHILDREN'S HOSPITAL HEALTH SERVICE DISTRICT	11	168	0	35	144	118	26	1		0.8
SOUTHSIDE HEALTH SERVICE DISTRICT										
(Bayside Facilities)	1	4	0	1	4	4		1		25.0
(Logan-Beaudesert Facilities)	7	67	0	12	62	57	5	0		0.0
(QEH Hospital Facilities)	3	38	0	1	40	39	1	2		5.1
SOUTH WEST HEALTH SERVICE DISTRICT	0	3	0	2	1	1	0	1		100.0
SUNSHINE COAST & COOLOOLA HEALTH SERVICE DISTRICT	4	60	0	9	55	49	6	0		0.0
TOOWOOMBA & DARLING DOWNS HEALTH SERVICE DISTRICT										
(Northern Downs Facilities)	1	12	1	4	8	8	0	0		0.0
(Toowoomba Facilities)	17	157	0	6	168	154	14	3		1.9
TOWNSVILLE HEALTH SERVICE DISTRICT										
(Bowen Facilities)	1	2	0	0	3	3	0	0		0.0
(Charters Towers Facilities)	2	6	0	2	6	5	1	0		0.0
(Townsville Facilities)	3	47	0	9	41	28	13	1		3.6

Appendix 1.1 - s.108(4)(a)
Number of Access Applications (State Government)

Appendix 1.1 - s.108(4)(a)
Number of Access Applications (State Government)
Those agencies with nil returns have not been included

PORTFOLIO/AGENCY	On Hand 1 July B/Fwd	Received	Dispatched on Trnfr	Withdrawn	Total	Finalised 30 June	On Hand 30 June C/ Fwd	Internal Reviews Received	% of Applies
WEST MORETON SOUTH BURNETT HEALTH SERVICE DISTRICT									
(South Burnett Facilities)	0	9	1	1	7	6	1	0	0.0
(West Moreton Facilities)	17	200	2	42	173	147	26	3	2.0
WIDE BAY HEALTH SERVICE DISTRICT	7	86	0	9	84	70	14	1	1.4
SUB TOTAL - QUEENSLAND HEALTH	436	2791	10	347	2870	2385	485	38	1.6
STATUTORY AUTHORITIES									
OFFICE OF HEALTH PRACTITIONER REGISTRATION BOARDS	20	74	0	10	84	77	7	21	27.3
HEALTH QUALITY COMPLAINTS COMMISSION	6	30	0	2	34	25	9	1	4.0
QUEENSLAND NURSING COUNCIL	1	13	0	7	7	4	3	1	25.0
SUB TOTAL - STATUTORY AUTHORITIES	27	117	0	19	125	106	19	23	21.7
PORTFOLIO TOTAL	465	2908	10	366	2997	2493	504	61	2.4
JUSTICE AND ATTORNEY-GENERAL									
OFFICE OF THE ATTORNEY-GENERAL	0	1	0	0	1	1	0	0	0
DEPARTMENT OF JUSTICE AND ATTORNEY-GENERAL	42	141	1	28	154	121	33	4	3.3
ANTI-DISCRIMINATION COMMISSION QUEENSLAND	0	2	0	0	2	2	0	1	50.0
LEGAL AID QUEENSLAND	6	66	0	4	68	66	2	2	3.0
LEGAL SERVICES COMMISSION	0	5	0	2	3	3	0	2	66.7
PUBLIC TRUST OFFICE	3	25	0	1	27	23	4	0	0.0
QUEENSLAND LAW SOCIETY	0	6	0	0	6	5	1	0	0.0
PORTFOLIO TOTAL	51	246	1	35	261	221	40	9	4.1
LOCAL GOVT, PLANNING, SPORT & RECREATION									
DEPARTMENT OF LOCAL GOVERNMENT, PLANNING SPORT AND RECREATION	5	39	5	1	38	35	3	8	22.9
PORTFOLIO TOTAL	5	39	5	1	38	35	3	8	22.9
DEPARTMENT OF MINES AND ENERGY									

Number of Access Applications (State Government)

Appendix 1.1 - s.108(4)(a)

Number of Access Applications (State Government)

Those agencies with nil returns have not been included

PORTFOLIO/AGENCY	On Hand 1 July B/Fwd	Received	Dispatched on Trnfr	Withdrawn	Total	Finalised 30 June	On Hand 30 June C/ Fwd	Internal Reviews Received	% of Applies
OFFICE OF THE MINISTER	0	2	0	0	2	0	2	0	0.0
DEPARTMENT OF MINES AND ENERGY	7	117	0	15	109	75	34	3	4.0
Energex Limited	2	63	0	1	64	59	5	1	1.7
ERGON ENERGY CORPORATION LIMITED	2	9	0	0	11	11	0	1	9.1
CS ENERGY	0	1	0	0	1	1	0	0	0.0
POWERLINK QUEENSLAND	0	2	0	0	2	1	1	0	0.0
PORTFOLIO TOTAL	11	194	0	16	189	147	42	5	3.4
NATURAL RESOURCES AND WATER									
DEPARTMENT OF NATURAL RESOURCES AND WATER	20	177	26	27	144	116	28	18	15.5
PORTFOLIO TOTAL	20	177	26	27	144	116	28	18	15.5
OMBUDSMAN									
QUEENSLAND OMBUDSMAN	0	14	0	0	14	12	2	0	0.0
PORTFOLIO TOTAL	0	14	0	0	14	12	2	0	0.0
POLICE									
QUEENSLAND POLICE SERVICE	134	2613	2	375	2370	2241	129	54	2.4
PORTFOLIO TOTAL	134	2613	2	375	2370	2241	129	54	2.4
PREMIER & CABINET									
COMMISSION FOR CHILDREN AND YOUNG PEOPLE AND CHILD GUARDIAN	5	21	0	1	25	19	6	0	0.0
DEPARTMENT OF THE PREMIER AND CABINET	1	8	2	1	6	6	0	3	50.0
MAJOR SPORTS FACILITIES AUTHORITY	0	2	0	2	0	0	0	0	0.0
OFFICE OF THE PREMIER	1	8	0	1	8	6	2	1	16.7
OFFICE OF THE QUEENSLAND PARLIAMENTARY COMMISSIONER	0	3	0	1	2	2	0	1	50.0
QUEENSLAND AUDIT OFFICE	1	0	0	1	0	0	0	0	0.0
PORTFOLIO TOTAL	8	42	2	7	41	33	8	5	15.2

Appendix 1.1 - s.108(4)(a)
Number of Access Applications (State Government)

Appendix 1.1 - s.108(4)(a)
Number of Access Applications (State Government)
Those agencies with nil returns have not been included

PORTFOLIO/AGENCY	On Hand 1 July B/Fwd	Received	Dispatched on Trnfr	Withdrawn	Total	Finalised 30 June	On Hand 30 June C/ Fwd	Internal Reviews	% of Applies
PRIMARY INDUSTRIES AND FISHERIES									
OFFICE OF THE MINISTER	0	2	0	0	2	2	0	1	50.0
DEPARTMENT OF PRIMARY INDUSTRIES AND FISHERIES	5	47	0	4	48	44	4	9	20.5
QUEENSLAND RURAL ADJUSTMENT AUTHORITY	0	26	0	0	26	26	0	1	3.8
PORTFOLIO TOTAL	5	75	0	4	76	72	4	11	15.3
PUBLIC WORKS									
DEPARTMENT OF PUBLIC WORKS	2	13	2	3	10	7	3	0	0.0
BOARD OF PROFESSIONAL ENGINEERS	0	1	0	0	1	1	0	0	0.0
DEPARTMENT OF HOUSING	5	56	0	3	58	53	5	4	7.5
BUILDING SERVICES AUTHORITY	30	137	0	9	158	136	22	4	2.9
RESIDENTIAL TENANCIES AUTHORITY	0	7	0	3	4	4	0	0	0.0
PORTFOLIO TOTAL	37	214	2	18	231	201	30	8	4.0
STATE DEVELOPMENT									
DEPARTMENT OF STATE DEVELOPMENT	0	8	2	2	4	3	1	0	0.0
PORTFOLIO TOTAL	0	8	2	2	4	3	1	0	0.0
DEPARTMENT OF TOURISM, FAIR TRADING AND WINE INDUSTRY DEVELOPMENT									
FAIR TRADING	10	86	0	11	85	76	9	6	7.9
PORTFOLIO TOTAL	10	86	0	11	85	76	9	6	7.9
TRANSPORT									
MAIN ROADS	11	107	0	20	98	79	19	7	8.9
OFFICE OF THE MINISTER	0	3	0	1	2	2	0	0	0.0
QUEENSLAND TRANSPORT	63	446	3	81	425	368	57	17	4.6
CENTRAL QUEENSLAND PORTS AUTHORITY		2			2	2	0	1	50.0
QR LIMITED	16	107	1	13	109	101	8	1	1.0

Appendix 1.1 - s.108(4)(a)

Number of Access Applications (State Government)

Those agencies with nil returns have not been included

Appendix 1.1 - s.108(4)(a)
Number of Access Applications (State Government)

PORTFOLIO/AGENCY	On Hand 1 July B/Fwd	Received	Dispatched on Trnfr	Withdrawn	Total	Finalised 30 June	On Hand 30 June C/ Fwd	Internal Reviews Received	% of Applies
PORTFOLIO TOTAL	90	665	4	115	636	552	84	26	4.7
TREASURY									
BOARD OF TRUSTEES OF STATE PUBLIC SECTOR SUPER FUND	1	13	0	1	13	7	6	3	42.9
DEPARTMENT OF INFRASTRUCTURE	0	11	0	0	11	6	5	2	33.3
DEPUTY PREMIER AND TREASURER	0	1	0	0	1	0	1	0	0.0
NOMINAL DEFENDANT	1	2	0	0	3	2	1	0	0.0
QUEENSLAND WATER COMMISSION	0	9	0	1	8	7	1	1	14.3
TREASURER	1	0	0	0	1	1	0	0	0.0
TREASURY DEPARTMENT	8	41	0	2	47	37	10	2	5.4
PORTFOLIO TOTAL	11	77	0	4	84	60	24	8	13.3
GRAND TOTAL	1,615	11,025	64	1,462	11,115	9,594	1,521	338	3.5

Appendix 1.2 - s.108(4)(a)
Number of Access Applications (Local Government)

Appendix 1.2 - s.108(4)(a)
Number of Access Applications (Local Government)
Those agencies with nil returns have not been included

PORTFOLIO/AGENCY	On Hand 1 July B/Fwd	Received	Dispatched on Trnfr	Withdrawn	Total	Finalised 30 June	On Hand 30 June C/ Fwd	Received	Internal Reviews	% of Applies
LOCAL GOVERNMENT										
Atherton Shire Council	0	2	0	0	2	0	2	0	0	0.0
Beaudesert Shire Council	6	28	1	4	29	22	7	5	22.7	
Belyando Shire Council	0	1	0	0	1	1	0	0	0	0.0
Boonah Shire Council	0	1	0	0	1	1	0	0	0	0.0
Bowen Shire Council	0	1	0	0	1	0	1	0	0	0.0
Brisbane City Council	111	281	0	19	373	238	135	27	11.3	
Bundaberg City Council	0	1	0	0	1	0	1	0	0	0.0
Bungil Shire Council	0	1	0	0	1	0	1	0	0	0.0
Burdekin Shire Council	1	1	0	0	2	2	0	0	0	0.0
Burnett Shire Council	2	5	0	0	7	7	0	0	0	0.0
Caboolture Shire Council	11	37	0	8	40	32	8	2	6.3	
Cairns City Council	1	46	0	3	44	42	2	0	0	0.0
Calliope Shire Council	0	3	0	0	3	3	0	0	0	0.0
Caloundra City Council	1	23	0	1	23	21	2	0	0	0.0
Carpentaria Shire Council	0	2	0	1	1	1	0	0	0	0.0
Chinchilla Shire Council	0	1	0	0	1	1	0	0	0	0.0
Cooloolah Shire Council	1	6	0	0	7	7	0	1	14.3	
Crows Nest Shire Council	0	3	0	0	3	3	0	0	0	0.0
Dalby Town Council	1	4	0	1	4	3	1	1	33.3	
Dalrymple Shire Council	0	4	0	0	4	4	0	0	0	0.0
Douglas Shire Council	3	11	0	0	14	14	0	0	0	0.0
Eacham Shire Council	0	3	0	0	3	2	1	0	0	0.0
Esk Shire Council	0	15	0	0	15	13	2	2	15.4	
Fitzroy Shire Council	1	0	0	1	0	0	0	0	0	0.0
Gatton Shire Council	0	4	0	0	4	4	0	0	0	0.0
Gayndah Shire Council	0	1	0	0	1	0	1	0	0	0.0
Gladstone City Council	1	3	0	0	4	4	0	0	0	0.0
Gold Coast City Council	10	198	0	9	199	166	33	5	3.0	
Goondiwindi Town Council	2	0	0	0	2	2	0	0	0	0.0
Hervey Bay City Council	0	28	0	4	24	22	2	3	13.6	
Inglewood Shire Council	0	1	0	0	1	1	0	0	0	0.0
Ipswich City Council	5	53	1	3	54	50	4	1	2.0	
Isis Shire Council	0	2	0	0	2	2	0	0	0	0.0
Johnstone Shire Council	0	7	0	1	6	0	6	0	0	0.0

Number of Access Applications (Local Government)

Appendix 1.2 - s.108(4)(a)

Number of Access Applications (Local Government)

Those agencies with nil returns have not been included

PORTFOLIO/AGENCY	On Hand 1 July B/Fwd	Received	Dispatched on Trnfr	Withdrawn	Total	Finalised 30 June	On Hand 30 June C/ Fwd	Internal Reviews	% of Applics
LOCAL GOVERNMENT								Received	
Kilkivan Shire Council	0	1	0	0	1	1	0	0	0.0
Kingaroy Shire Council	0	2	0	0	2	1	1	0	0.0
Laidley Shire Council	0	14	0	2	12	12	0	2	16.7
Livingstone Shire Council	2	16	0	1	17	8	9	0	0.0
Logan City Council	4	64	1	8	59	56	3	2	3.6
Longreach Shire Council	0	1	0	0	1	0	1	0	0.0
Mackay City Council	3	17	0	2	18	16	2	0	0.0
Mareeba Shire Council	3	6	0	2	7	5	2	0	0.0
Maroochy Shire Council	11	52	0	9	54	48	6	0	0.0
Maryborough City Council	0	5	0	1	4	0	4	0	0.0
Miniam Vale Shire Council	0	1	0	0	1	0	1	0	0.0
Monto Shire Council	0	1	0	0	1	0	1	1	0.0
Mount Isa City Council	0	8	1	1	6	6	0	1	16.7
Murgon Shire Council	0	3	0	0	3	3	0	0	0.0
Murweh Shire Council	2	1	0	0	3	3	0	0	0.0
Noosa Shire Council	11	19	0	4	26	12	14	0	0.0
Perry Shire Council	0	1	0	0	1	1	0	0	0.0
Pine Rivers Shire Council	3	42	0	7	38	36	2	4	11.1
Redcliffe City Council	2	3	0	0	5	5	0	0	0.0
Redland Shire Council	14	36	0	15	35	34	1	2	5.9
Rockhampton City Council	0	6	0	1	5	3	2	2	66.7
Roma Town Council	0	2	0	0	2	2	0	0	0.0
Sarina Shire Council	1	1	0	0	2	2	0	0	0.0
Thuringowa City Council	1	7			8	7	1	1	14.3
Tiaro Shire Council	0	2	0	0	2	2	0	0	0.0
Toowoomba City Council	2	13	0	1	14	13	1	1	7.7
Torres Shire Council	0	1	0	0	1	1	0	0	0.0
Townsville City Council	2	30	0	3	29	26	3	2	7.7
Wambo Shire Council	0	2	0	0	2	2	0	1	50.0
Warwick Shire Council	0	6	0	0	6	6	0	0	0.0
Whitsunday Shire Council	0	14	0	6	8	8	0	0	0.0
Wooool Shire Council	0	1	0	0	1	1	0	0	0.0
TOTAL	218	1155	4	118	1251	988	263	66	6.0

Appendix 1.3 – s.108 (4)(e)(f)
Number of Amendment Applications Amendment
Internal Reviews received (State Government)

Appendix 1.3 – s.108 (4)(e)(f)
Number of Amendment Applications Amendment Internal Reviews received (State Government)
Those agencies with nil returns have not been included

PORTFOLIO/AGENCY	On Hand 1 July B/Fwd	Amendment Applications Received	Total	Finalised	On Hand C/Fwd	Internal Reviews on Amendment Applications
CORRECTIVE SERVICES						
DEPARTMENT OF CORRECTIVE SERVICES	5	6	11	6	5	1
PORTFOLIO TOTAL	5	6	11	6	5	1
CRIME AND MISCONDUCT COMMISSION						
CRIME AND MISCONDUCT COMMISSION	0	1	1	1	0	0
PORTFOLIO TOTAL	0	1	1	1	0	0
DEPARTMENT OF EDUCATION, TRAINING AND THE ARTS						
EDUCATION AND THE ARTS	0	1	1	1	0	1
EMPLOYMENT AND TRAINING	0	1	1	1	0	0
GRIFFITH UNIVERSITY	0	2	2	0	2	0
STATE LIBRARY OF QUEENSLAND	0	1	1	1	0	0
PORTFOLIO TOTAL	0	5	5	3	2	1
EMPLOYMENT AND INDUSTRIAL RELATIONS						
WORKCOVER QUEENSLAND	0	1	1	0	1	0
PORTFOLIO TOTAL	0	1	1	0	1	0
QUEENSLAND HEALTH						
MACKAY HEALTH SERVICE DISTRICT	0	1	1	1	0	1
PRINCESS ALEXANDRA HOSPITAL HEALTH SERVICE DISTRICT	0	1	1	1	0	0
NORTHSIDE HEALTH SERVICE DISTRICT	0	1	1	1	0	0
ROYAL BRISBANE & WOMENS HOSPITAL HEALTH SERVICE DISTRICT	0	1	1	1	0	1
TOOWOOMBA & DARLING DOWNS HEALTH SERVICE DISTRICT						
STATUTORY AUTHORITIES	0	2	2	2	0	1
OFFICE OF HEALTH PRACTITIONER REGISTRATION BOARDS	0	1	1	1	0	1
QUEENSLAND NURSING COUNCIL	0	1	1	1	0	0
PORTFOLIO TOTAL	0	8	8	8	0	4

**Appendix 1.3 – s.108 (4)(e)(f)
Number of Amendment Applications Amendment Internal Reviews received (State Government)**

Those agencies with nil returns have not been included

PORTFOLIO/AGENCY	On Hand 1 July B/Fwd	Amendment Applications Received	Total	Finalised	On Hand C/Fwd	Internal Reviews on Amendment Applications
DEPARTMENT OF JUSTICE AND ATTORNEY-GENERAL						
ANTI-DISCRIMINATION QUEENSLAND	0	1	1	1	0	1
PORTFOLIO TOTAL	0	1	1	1	0	1
POLICE						
QUEENSLAND POLICE SERVICE	0	5	5	5	0	0
PORTFOLIO TOTAL	0	5	5	5	0	0
PRIMARY INDUSTRIES AND FISHERIES						
DEPARTMENT OF PRIMARY INDUSTRIES AND FISHERIES	0	1	1	1	0	1
PORTFOLIO TOTAL	0	1	1	1	0	1
PUBLIC WORKS						
HOUSING						
DEPARTMENT OF HOUSING	1	2	3	3	0	1
PORTFOLIO TOTAL	1	2	3	3	0	1
GRAND TOTAL	6	30	36	28	8	9

**Appendix 1.3 – s.108 (4)(e)(f)
Number of Amendment Applications Amendment
Internal Reviews received (State Government)**

Appendix 1.4 - s.108 (4)(e)(f)
Number of Amendment Applications and Amendment
Internal Reviews received (Local Government)

Appendix 1.4 - s.108 (4)(e)(f)
Number of Amendment Applications and Amendment Internal Reviews received (Local Government)
Those agencies with nil returns have not been included

PORTFOLIO/AGENCY	On Hand 1 July B/Fwd	Amendment Applications Received	Total	Finalised	On Hand C/ Fwd	Internal Reviews on Amendment Applications
LOCAL GOVERNMENT						
Cooloola Shire Council	1	0	1	1	0	0
Douglas Shire Council	3	0	3	3	0	0
Goondiwindi Town Council	2	0	2	2	0	0
Kilkivan Shire Council	0	1	1	1	0	0
Logan City Council	0	1	1	1	0	0
Longreach Shire Council	0	1	1	1	0	0
Mareeba Shire Council	3	0	3	3	0	0
Thuringowa City Council	0	1	1	1	0	0
Warwick Shire Council	0	3	3	3	0	0
TOTAL	9	7	16	16	0	0

Appendix 1.5 Types of FOI Applications (State Government)

**Appendix 1.5
Types of FOI Applications (State Government)**
Those agencies with nil returns have not been included

Portfolio/Agency	Personal		Non-Personal		Total Number
	Number	%	Number	%	
CHILD SAFETY					
DEPARTMENT OF CHILD SAFETY	649	94.5	38	5.5	687
PORTFOLIO TOTAL	649	94.5	38	5.5	687
COMMUNITIES					
COMMUNITIES (Including OATSIP)	20	57.1	15	42.9	35
DISABILITY SERVICES QUEENSLAND	12	52.2	11	47.8	23
PORTFOLIO TOTAL	32	55.2	26	44.8	58
CORRECTIVE SERVICES					
DEPARTMENT OF CORRECTIVE SERVICES	547	91.6	50	8.4	597
PORTFOLIO TOTAL	547	91.6	50	8.4	597
CRIME AND MISCONDUCT COMMISSION					
CRIME AND MISCONDUCT COMMISSION	39	70.9	16	29.1	55
PORTFOLIO TOTAL	39	70.9	16	29.1	55
EDUCATION TRAINING AND THE ARTS					
DEPARTMENT OF TRAINING EDUCATION AND THE ARTS	121	60.8	78	39.2	199
EMPLOYMENT AND TRAINING	138	51.1	132	48.9	270
CENTRAL QUEENSLAND UNIVERSITY	3	30.0	7	70.0	10
GRIFFITY UNIVERSITY	5	45.5	6	54.5	11
JAMES COOK UNIVERSITY	4	66.7	2	33.3	6
QUEENSLAND COLLEGE OF TEACHERS	0	0.0	2	100.0	2
QUEENSLAND PERFORMING ARTS CENTRE	0	0.0	1	100.0	1
QUEENSLAND STUDIES AUTHORITY	2	66.7	1	33.3	3
QUEENSLAND UNIVERSITY OF TECHNOLOGY	3	25.0	9	75.0	12
STATE LIBRARY OF QUEENSLAND	0	0.0	1	100.0	1
UNIVERSITY OF QUEENSLAND	45	84.9	8	15.1	53
UNIVERSITY OF SOUTHERN QUEENSLAND	2	50.0	2	50.0	4
UNIVERSITY OF THE SUNSHINE COAST	1	20.0	4	80.0	5
PORTFOLIO TOTAL	324	56.2	253	43.8	577
EMERGENCY SERVICES					
DEPARTMENT OF EMERGENCY SERVICES	129	37.2	218	62.8	347
PORTFOLIO TOTAL	129	37.2	218	62.8	347
EMPLOYMENT AND INDUSTRIAL RELATIONS					
DEPARTMENT OF EMPLOYMENT AND INDUSTRIAL RELATIONS	614	54.7	509	45.3	1123
WORKCOVER QUEENSLAND	0	0.0	65	100.0	65
QCOMP	0	0.0	55	100.0	55
INDUSTRIAL REGISTRY	0	0.0	2	100.0	2
PORTFOLIO TOTAL	614	49.3	631	50.7	1245

Appendix 1.5 Types of FOI Applications (State Government)

Appendix 1.5 Types of FOI Applications (State Government) *Those agencies with nil returns have not been included*

Portfolio/Agency	Personal		Non-Personal		Total Number
	Number	%	Number	%	
ENVIRONMENTAL PROTECTION AGENCY					
ENVIRONMENTAL PROTECTION AGENCY	8	8.1	91	91.9	99
WET TROPICS MANAGEMENT AUTHORITY	0	0.0	2	100.0	2
PORTFOLIO TOTAL	8	8.0	93	92.0	101
HEALTH					
QUEENSLAND HEALTH					
CORPORATE OFFICE & STATEWIDE	17	20.2	67	79.8	84
CAIRNS & HINTERLAND HEALTH SERVICE DISTRICT					
(Cairns Facilities)	45	84.9	8	15.1	53
(Innisfail Facilities)	1	100.0	0	0.0	1
(Tablelands Facilities)	8	100.0	0	0.0	8
CENTRAL QUEENSLAND HEALTH SERVICE DISTRICT					
(Gladstone Facilities)	10	76.9	3	23.1	13
(Rockhampton Facilities)	12	57.1	9	42.9	21
CENTRAL WEST HEALTH SERVICE DISTRICT	0	0.0	3	100.0	3
FRASER COAST HEALTH SERVICE DISTRICT	33	73.3	12	26.7	45
GOLD COAST HEALTH SERVICE DISTRICT	135	67.2	66	32.8	201
MACKAY HEALTH SERVICE DISTRICT	18	31.6	39	68.4	57
NORTHSIDE HEALTH SERVICE DISTRICT					
(The Prince Charles Hospital Facilities)	222	87.1	33	12.9	255
(Redcliffe-Caboolture Facilities)	80	81.6	18	18.4	98
PRINCESS ALEXANDRA HOSPITAL HEALTH SERVICE DISTRICT	224	52.5	203	47.5	427
ROYAL BRISBANE & WOMEN'S HOSPITAL HEALTH SERVICE DISTRICT	402	60.4	264	39.6	666
ROYAL CHILDREN'S HOSPITAL HEALTH SERVICE DISTRICT	148	88.1	20	11.9	168
SOUTHSIDE HEALTH SERVICE DISTRICT					
(Bayside Facilities)	0	0.0	4	100.0	4
(Logan-Beaudesert Facilities)	59	88.1	8	11.9	67
(QEI Hospital Facilities)	24	63.2	14	36.8	38
SOUTH WEST HEALTH SERVICE DISTRICT - Roma Facilities	0	0.0	3	100.0	3
SUNSHINE COAST & COOLOOLA HEALTH SERVICE DISTRICT	22	36.7	38	63.3	60
TOOWOOMBA & DARLING DOWNS HEALTH SERVICE DISTRICT					
(Northern Downs Facilities)	1	8.3	11	91.7	12
(Toowoomba Facilities)	138	87.9	19	12.1	157
TOWNSVILLE HEALTH SERVICE DISTRICT					
(Bowen Facilities)	0	0	2	100	2
(Charters Towers Facilities)	2	33.3	4	66.7	6
(Townsville Facilities)	13	27.7	34	72.3	47
WEST MORETON SOUTH BURNETT HEALTH SERVICE DISTRICT					
(South Burnett Facilities)	1	11.1	8	88.9	9
(West Moreton Facilities)	125	62.5	75	37.5	200
WIDE BAY HEALTH SERVICE DISTRICT	77	89.5	9	10.5	86
SUB TOTAL - QUEENSLAND HEALTH	1817	65.1	974	34.9	2791
STATUTORY AUTHORITIES					
OFFICE OF HEALTH PRACTITIONER REGISTRATION BOARDS	31	41.9	43	58.1	74
HEALTH QUALITY COMPLAINTS COMMISSION	23	76.7	7	23.3	30
QUEENSLAND NURSING COUNCIL	3	23.1	10	76.9	13
SUB TOTAL - STATUTORY AUTHORITIES	57	48.7	60	51.3	117

Appendix 1.5 Types of FOI Applications (State Government)

Appendix 1.5 Types of FOI Applications (State Government) *Those agencies with nil returns have not been included*

Portfolio/Agency	Personal		Non-Personal		Total Number
	Number	%	Number	%	
PORTFOLIO TOTAL	1874	64.4	1034	35.6	2908
JUSTICE AND ATTORNEY-GENERAL					
OFFICE OF THE ATTORNEY-GENERAL	0	0	1	100.0	1
DEPARTMENT OF JUSTICE AND ATTORNEY-GENERAL	96	68.1	45	31.9	141
ANTI-DISCRIMINATION COMMISSION QUEENSLAND	2	100	0	0	2
LEGAL AID QUEENSLAND	65	98.5	1	1.5	66
LEGAL SERVICES COMMISSION	5	100	0	0	5
PUBLIC TRUST OFFICE	8	32	17	68	25
QUEENSLAND LAW SOCIETY	1	16.7	5	83.3	6
PORTFOLIO TOTAL	177	72.2	69	27.8	246
LOCAL GOVT, PLANNING, SPORT & RECREATION					
DEPARTMENT OF LOCAL GOVERNMENT PLANNING, SPORT AND RECREATION	4	7.9	35	92.1	39
PORTFOLIO TOTAL	4	7.9	35	92.1	39
DEPARTMENT OF MINES AND ENERGY					
OFFICE OF THE MINISTER	0	0	2	100	2
DEPARTMENT OF MINES AND ENERGY	33	28.2	84	71.8	117
ENERGEX LIMITED	7	11.1	56	88.9	63
ERGON ENERGY CORPORATION LIMITED	1	11.1	8	88.9	9
CS ENERGY	0	0	1	100	1
POWERLINK QUEENSLAND	0	0	2	100	2
PORTFOLIO TOTAL	41	21.1	153	78.9	194
NATURAL RESOURCES AND WATER					
DEPARTMENT OF NATURAL RESOURCES AND WATER	1	0.6	176	99.4	177
PORTFOLIO TOTAL	1	0.6	176	99.4	177
QUEENSLAND OMBUDSMAN					
OFFICE OF THE QUEENSLAND OMBUDSMAN	14	100	0	0	14
PORTFOLIO TOTAL	14	100	0	0	14
QUEENSLAND POLICE SERVICE					
QUEENSLAND POLICE SERVICE	1418	54.3	1195	45.7	2613
PORTFOLIO TOTAL	1418	54.3	1195	45.7	2613
PREMIER & CABINET					
COMMISSION FOR CHILDREN AND YOUNG PEOPLE AND CHILD GUARDIAN	21	100	0	0	21
DEPARTMENT OF THE PREMIER AND CABINET	0	0	8	100	8
MAJOR SPORTS FACILITIES AUTHORITY	0	0	2	100	2
OFFICE OF THE PREMIER	0	0	8	100	8
OFFICE OF THE QUEENSLAND PARLIAMENTARY COUNCIL	0	0	3	100	3

Appendix 1.5 Types of FOI Applications (State Government)

Appendix 1.5 Types of FOI Applications (State Government) *Those agencies with nil returns have not been included*

Portfolio/Agency	Personal		Non-Personal		Total Number
	Number	%	Number	%	
PORTFOLIO TOTAL	21	50	21	50	42
PRIMARY INDUSTRIES AND FISHERIES					
OFFICE OF THE MINISTER	2	100	0	0	2
DEPARTMENT OF PRIMARY INDUSTRIES AND FISHERIES	16	34	31	66	47
QUEENSLAND RURAL ADJUSTMENT AUTHORITY	22	84.6	4	15.4	26
PORTFOLIO TOTAL	40	53.3	35	46.7	75
PUBLIC WORKS					
DEPARTMENT OF PUBLIC WORKS	0	0	13	100	13
BOARD OF PROFESSIONAL ENGINEERS	0	0	1	100	1
HOUSING					
DEPARTMENT OF HOUSING	48	85.7	8	14.3	56
BUILDING SERVICES AUTHORITY	103	75.2	34	24.8	137
RESIDENTIAL TENANCIES AUTHORITY	6	85.7	1	14.3	7
PORTFOLIO TOTAL	157	73.4	57	26.6	214
STATE DEVELOPMENT					
DEPARTMENT OF STATE DEVELOPMENT	1	12.5	7	87.5	8
PORTFOLIO TOTAL	1	12.5	7	87.5	8
DEPARTMENT OF TOURISM, FAIR TRADING AND WINE INDUSTRY DEVELOPMENT					
FAIR TRADING	21	24.4	65	75.6	86
PORTFOLIO TOTAL	21	24.4	65	75.6	86
TRANSPORT					
MAIN ROADS	1	0.9	106	99.1	107
OFFICE OF THE MINISTER	1	33.3	2	66.7	3
QUEENSLAND TRANSPORT	34	7.6	412	92.4	446
CENTRAL QUEENSLAND PORTS AUTHORITY	0	0	2	100	2
QR LIMITED	43	40.2	64	59.8	107
PORTFOLIO TOTAL	79	11.9	586	88.1	665
QUEENSLAND TREASURY					
BOARD OF TRUSTEES OF STATE PUBLIC SECTOR SUPER FUND	13	100	0	0	13
DEPARTMENT OF INFRASTRUCTURE	0	0	11	100	11
DEPUTY PREMIER AND TREASURER	0	0	1	100	1
NOMINAL DEFENDANT	2	100	0	0	2
QUEENSLAND WATER COMMISSION	1	11.1	8	88.9	9
TREASURY DEPARTMENT	7	17.1	34	82.9	41
PORTFOLIO TOTAL	23	29.9	54	70.1	77
GRAND TOTAL	6212	56.3	4813	43.7	11025

Appendix 1.6

Types of FOI Applications (Local Government)

Appendix 1.6
Types of FOI Applications (Local Government)
Those agencies with nil returns have not been included

PORTFOLIO/AGENCY	Personal		Non-Personal		Total
	Number	%	Number	%	Number
LOCAL GOVERNMENT					
Atherton Shire Council		0.0	2	100.0	2
Beaudesert Shire Council	3	10.7	25	89.3	28
Belyando Shire Council	1	100.0	0	0.0	1
Boonah Shire Council	0	0.0	1	100.0	1
Bowen Shire Council	0	0.0	1	100.0	1
Brisbane City Council	71	25.3	210	74.7	281
Bundaberg City Council	0	0.0	1	100.0	1
Bungil Shire Council	0	0.0	1	100.0	1
Burdekin Shire Council	0	0.0	1	100.0	1
Burnett Shire Council	0	0.0	5	100.0	5
Caboolture Shire Council	1	2.7	36	97.3	37
Cairns City Council	7	15.2	39	84.8	46
Calliope Shire Council	2	66.7	1	33.3	3
Caloundra City Council	0	0.0	23	100.0	23
Carpentaria Shire Council	0	0.0	2	100.0	2
Chinchilla Shire Council	0	0.0	1	100.0	1
Cooloola Shire Council	0	0.0	6	100.0	6
Crows Nest Shire Council	1	33.3	2	66.7	3
Dalby Town Council	0	0.0	4	100.0	4
Dalrymple Shire Council	0	0.0	4	100.0	4
Douglas Shire Council	0	0.0	11	100.0	11
Eacham Shire Council	0	0.0	3	100.0	3
Esk Shire Council	5	33.3	10	66.7	15
Gatton Shire Council	1	25.0	3	75.0	4
Gayndah Shire Council	0	0.0	1	100.0	1
Gladstone City Council	0	0.0	3	100.0	3
Gold Coast City Council	40	20.2	158	79.8	198
Hervey Bay City Council	14	50.0	14	50.0	28
Inglewood Shire Council	1	100.0	0	0.0	1
Ipswich City Council	7	13.2	46	86.8	53
Isis Shire Council	0	0.0	2	100.0	2
Johnstone Shire Council	1	14.3	6	85.7	7
Kilkivan Shire Council	0	0.0	1	100.0	1
Kingaroy Shire Council	0	0.0	2	100.0	2
Laidley Shire Council	8	57.1	6	42.9	14
Livingstone Shire Council	5	31.3	11	68.8	16
Logan City Council	14	21.9	50	78.1	64
Longreach Shire Council	1	100.0	0	0.0	1
Mackay City Council	3	17.6	14	82.4	17
Mareeba Shire Council	0	0.0	6	100.0	6
Maroochy Shire Council	0	0.0	52	100.0	52
Maryborough City Council	0	0.0	5	100.0	5
Miriam Vale Shire Council	1	100.0	0	0.0	1
Monto Shire Council	0	0.0	1	100.0	1
Mount Isa City Council	1	12.5	7	87.5	8
Murgon Shire Council	2	66.7	1	33.3	3
Murweh Shire Council	0	0.0	1	100.0	1
Noosa Shire Council	2	10.5	17	89.5	19
Perry Shire Council	0	0.0	1	100.0	1

Appendix 1.6 Types of FOI Applications (Local Government)

Appendix 1.6 Types of FOI Applications (Local Government) *Those agencies with nil returns have not been included*

PORTFOLIO/AGENCY	Personal		Non-Personal		Total
	Number	%	Number	%	Number
LOCAL GOVERNMENT					
Pine Rivers Shire Council	3	7.1	39	92.9	42
Redcliffe City Council	0	0.0	3	100.0	3
Redland Shire Council	14	38.9	22	61.1	36
Rockhampton City Council	1	16.7	5	83.3	6
Roma Town Council	0	0.0	2	100.0	2
Sarina Shire Council	1	100.0	0	0.0	1
Thuringowa City Council	2	28.6	5	71.4	7
Tiaro Shire Council	1	50.0	1	50.0	2
Toowoomba City Council	6	46.2	7	53.8	13
Torres Shire Council	0	0.0	1	100.0	1
Townsville City Council	0	0.0	30	100.0	30
Wambo Shire Council	0	0.0	2	100.0	2
Warwick Shire Council	1	16.7	5	83.3	6
Whitsunday Shire Council	1	7.1	13	92.9	14
Woocoo Shire Council	0	0.0	1	100.0	1
TOTAL	222	19.0	933	81.0	1155

**Appendix 1.7 - s.108(4)(c)
Action taken on documents (State Government)**

**Appendix 1.7 - s.108(4)(c)
Action taken on documents (State Government)**
Those agencies with nil returns have not been included

PORTFOLIO/AGENCY	Applic. Type Personal/ Non Personal	No. of Pages considered	Access in Full	Access in Part	Access Refused	% of Pages Released in Full or Part	Provisions	
							Invoked	No. of Times
CHILD SAFETY								
DEPARTMENT OF CHILD SAFETY	P	246,612	96,742	103,862	46,008	81.3	42(1)(a)	239
							42(1)(b)	5,891
							42(1)(ca)	7
							42(1)(e)	282
							42(1)(b)	38
							43(1)	530
							44(1)	137,133
							46(1)(a)	18
							46(1)(b)	364
							50(a)	172
							50(c)	10
	N	2,271	764	1,029	478	79.0	44(1)	1,458
							42(1)(b)	95
							42(1)(e)	3
PORTFOLIO TOTAL		248,883	97,506	104,891	46,486	81.3		
COMMUNITIES								
DEPARTMENT OF COMMUNITIES INCLUDING (OATSIP)	P	7,490	5,030	1,825	635	91.5	22(a)	191
							42(1)(b)	2
							44(1)	2,266
							46(1)(b)	1
	N	5,100	4,436	426	238	95.3	22(a)	61
							36(1)(a)	8
							40(c)	4
							41	2
							43	58
							44(1)	380
							45(1)(b)	1
							45(1)(c)	41
							46(1)(b)	133
AGENCY TOTAL		12,590	9,466	2,251	873	93.1		3,148

Appendix 1.7 - s.108(4)(c)
Action taken on documents (State Government)

Appendix 1.7 - s.108(4)(c)
Action taken on documents (State Government)
Those agencies with nil returns have not been included

PORTFOLIO/AGENCY	Applic. Type Personal/ Non Personal	No. of Pages considered	Access in Full	Access in Part	Access Refused	% of Pages Released in Full or Part	Provisions Invoked	No. of Times
DISABILITY SERVICES QUEENSLAND	P	6,234	2,676	3,495	63	99.0	44(1) 45(1)(c)	3,556 2
	N	7,470	6,767	701	2	100.0	22(a) 27(3)	189 4
							30 40(c)	101 4
							41 42(1)(a)	2 1
							43 44(1)	10 291
							45(1)(b) 45(1)(c)	8 41
							46(1)(b) 50(c)	40 13
AGENCY TOTAL		13,704	9,443	4,196	65	99.5		4,262
PORTFOLIO TOTAL		26,294	18,909	6,447	938	96.4		7,410
CORRECTIVE SERVICES								
DEPARTMENT OF CORRECTIVE SERVICES	N	5,540	4,808	280	452	91.8	s.11 (1)(e)	254
	P	71,301	55,458	2,347	13,496	81.1	s.11 E s.12 s.22 (a) s.22 (b) s.28 A (1) s.28 A (2) s.28 (5) s.29 B s.30 (3) (c) s.36 (1) e s.40 (c) s.42 (1) (a) s.42 (1) (b) s.42 (1) (d)	11,832 17 1,379 6 26 24 1 8 22 32 20 7 42 6

Appendix 1.7 - s.108(4)(c)
Action taken on documents (State Government)

Appendix 1.7 - s.108(4)(c)
Action taken on documents (State Government)
Those agencies with nil returns have not been included

PORTFOLIO/AGENCY	Applic. Type Personal/ Non Personal	No. of Pages considered	Access in Full	Access in Part	Access Refused	% of Pages Released in Full or Part	Provisions	
							Invoked	No. of Times
							s.42 (1) (e)	13
							s.42 (1) (g)	1
							s42. AA	13
							s.43 (1)	98
							s.44 (1)	2,935
							s.44 (3)	35
							s.45 (1) (b)	13
							s.46 (1) (b)	3
							s.48 (1)	2
							s.50 (c)	11
PORTFOLIO TOTAL		76,841	60,266	2,627	13,948	81.8		
CRIME AND MISCONDUCT COMMISSION								
CRIME AND MISCONDUCT COMMISSION	N	3,493	3,282	104	107	96.9	40(c)	5
							42(1)(b)	29
							43(1)	92
							44(1)	71
							50(c)(i)	14
	P	3,574	3,271	67	236	93.4	42(1)(b)	8
							42(3A)	6
							44(1)	61
							50(c)(i)	228
PORTFOLIO TOTAL		7,067	6,553	171	343	95.1		
DEPARTMENT OF EDUCATION, TRAINING AND THE ARTS								
EDUCATION ONLY	N	7,112	5,297	1,090	725	89.8	44(1)	1,156
							27(3)	81
							45(1)(b)	5
							45(1)(c)	125
							43(1)	7
							40(c)	507
							42(3A)	27

Appendix 1.7 - s.108(4)(c)
Action taken on documents (State Government)

Appendix 1.7 - s.108(4)(c)
Action taken on documents (State Government)
Those agencies with nil returns have not been included

PORTFOLIO/AGENCY	Applic. Type Personal/ Non Personal	No. of Pages considered	Access in Full	Access in Part	Access Refused	% of Pages Released in Full or Part	Provisions	
							Invoked	No. of Times
	P	22,253	17,715	3,801	737	96.7	44(1)	3,746
							30(3)(c)	68
							43(1)	35
							45(1)(b)	3
							45(1)(c)	3
							27(3)	123
							46(1)(b)	7
							40(a)&(b)	412
							11(1)(v)(iv)	96
							42(1)(b)	45
							48(1)	11
							50(b)(ii)	17
EMPLOYMENT AND TRAINING	N	3,341	1,673	1,609	59	98.2	44(1)	1,542
							40(c)	333
							41(1)(a)(i)	262
							27(3)	65
							30(3)(c)	8
							41(1)(a)(ii)	262
CENTRAL QUEENSLAND UNIVERSITY	P	7,798	6,259	1,157	382	95.1	44(1)	1,539
	N	489	450	5	34	93.0	22(a)	24
							40(b)	16
	P	609	442	160	7	98.9	43(1)	167
GRIFFITH UNIVERSITY	P	1,249	1,224	16	9	99.0	40(a)	7
							40(d)	1
							41(1)	1
							44(1)	17
							45(1)(c)(i)	3
							46(1)(b)	8
JAMES COOK UNIVERSITY	N	111	102	9	0	100.0	44(1)	9
	P	499	482	16	1	99.8	44(1)	16
							46(1)(a)	1
QUEENSLAND PERFORMING ARTS CENTRE	N	14	14	0	0	100.0		
QUEENSLAND STUDIES AUTHORITY	N	1	1	0	0	100.0		
	P	2	2	0	0	100.0		

Appendix 1.7 - s.108(4)(c)
Action taken on documents (State Government)

Those agencies with nil returns have not been included

Appendix 1.7 - s.108(4)(c)
 Action taken on documents (State Government)

PORTFOLIO/AGENCY	Applic. Type Personal/ Non Personal	No. of Pages considered	Access in		Access Refused	% of Pages Released in Full or Part	Provisions Invoked	No. of Times
			Full	Part				
QUEENSLAND UNIVERSITY OF TECHNOLOGY	N	131	78	43	10	92.4	27(3)	3
							28A(1)	5
							44(1)	45
STATE LIBRARY OF QUEENSLAND	N	30	30			100.0		
UNIVERSITY OF QUEENSLAND	N	1,369	1,246	123	0	100.0	44(1)	122
							46(1)	1
	P	9,269	8,287	788	194	97.9	40(c)	76
							42(1)(e)	5
							42(1)(g)	1
							43(1)	73
							44(1)	868
							45(1)(c)	1
UNIVERSITY OF SOUTHERN QUEENSLAND	N	70	45	25	0	100.0	46(1)	29
							44(1)	19
							46(1)	6
UNIVERSITY OF THE SUNSHINE COAST	N	10	10	0	0	100.0		
	P	241	216	18	7	97.1	40(b)	16
							40(c)	9
							42(1)(ca)	9
							46(1)(b)	16
PORTFOLIO TOTAL		54,598	43,573	8,860	2,165	96.0		
EMERGENCY SERVICES								
DEPARTMENT OF EMERGENCY SERVICES	N	21,671	15,648	1,962	4,061	81.3	22(a)	4
							28A(1)	1
							36(1)(c)	12
							36(1)(e)	307
							36(1)(f)	71
							36(1)(g)	88
							40(c)	23
							43(1)	3,998
							44(1)	1,342
							50(c)	246
	P	2,107	1,984	123	0	100.0	28A(1)	1
							43(1)	14
							44(1)	125

Appendix 1.7 - s.108(4)(c)
Action taken on documents (State Government)

Appendix 1.7 - s.108(4)(c)
Action taken on documents (State Government)
Those agencies with nil returns have not been included

PORTFOLIO/AGENCY	Applic. Type Personal/ Non Personal	No. of Pages considered	Access in Full	Access in Part	Access Refused	% of Pages Released in Full or Part	Provisions	
							Invoked	No. of Times
PORTFOLIO TOTAL		23,778	17,632	2,085	4,061	82.9		
EMPLOYMENT AND INDUSTRIAL RELATIONS								
DEPARTMENT OF EMPLOYMENT AND INDUSTRIAL RELATIONS	N	102,774	82,620	9,116	11,038	89.3	11A	94
							11C	90
							42(1)(a)	48
							42(1)(b)	93
							42(1)(c)	122
							43(1)	4,111
							44(1)	14,395
							45(1)(a)	270
							45(1)(b)	1,017
							45(1)(c)	559
							46(1)(a)	16
							46(1)(b)	1
	P	3,537	3,100	257	180	94.9	42(1)(b)	4
							43(1)	357
							44(1)	209
							45(1)(a)	1
							45(1)(b)	1
							45(1)(c)	2
WORKCOVER QUEENSLAND	N	2,058	1,730	170	158	92.3	44(1)	328
QCOMP	N	1,104	1,020	60	24	97.8	44(1)	65
INDUSTRIAL REGISTRY	N	1	0	0	1	0.0	43(1)	19
							11(1)(f)	1
PORTFOLIO TOTAL		109,474	88,470	9,603	11,401	89.6		
ENVIRONMENTAL PROTECTION AGENCY								
ENVIRONMENTAL PROTECTION AGENCY	N	48,378	42,650	2,452	3,276	93.2	22(b)	2
							22(d)(ii)	14
							36(1)(a)	715
							36(1)(c)	83
							36(1)(e)	104

Appendix 1.7 - s.108(4)(c)
Action taken on documents (State Government)

Appendix 1.7 - s.108(4)(c)
Action taken on documents (State Government)
Those agencies with nil returns have not been included

PORTFOLIO/AGENCY	Applic. Type Personal/ Non Personal	No. of Pages considered	Access in Full	Access in Part	Access Refused	% of Pages Released in Full or Part	Provisions	
							Invoked	No. of Times
							36(1)(f)	303
							36(1)(g)	719
							37(1)(c)	12
							42(1)(a)	4
							42(1)(b)	313
							43(1)	2,022
							44(1)	4,034
							45(1)(b)	6
							45(1)(c)	71
							46(1)(b)	6
							50(c)	266
	P	305	305	0	0	100.0		
WET TROPICS MANAGEMENT AUTHORITY	N	643	643	0	0	100.0		
PORTFOLIO TOTAL		49,326	43,598	2,452	3,276	93.3		
HEALTH								
QUEENSLAND HEALTH								
CORPORATE OFFICE & STATEWIDE	N	8,816	6,123	146	2,547	71.1	22(a)	81
							36(1)(a)	1,782
							36(1)(c)	4
							36(1)(e)	3
							42(1)(e)	20
							43(1)	50
							44(1)	713
							50(c)(f)	41
	P	2,081	1,595	126	360	82.7	28A(1)	1
							28A(2)	5
							36(1)(a)	27
							36(1)(e)	42
							42(1)(e)	84
							43(1)	300
							44(1)	28
CORPORATE OFFICE & STATEWIDE TOTAL		10,897	7,718	272	2,907	73.3		

Action taken on documents (State Government)

Appendix 1.7 - s.108(4)(c)
Action taken on documents (State Government)

Those agencies with nil returns have not been included

PORTFOLIO/AGENCY	Applic. Type Personal/ Non Personal	No. of Pages considered	Access in Full	Access in Part	Access Refused	% of Pages Released in Full or Part	Provisions Invoked	No. of Times
CAIRNS & HINTERLAND HEALTH SERVICE DISTRICT (HSD) (Cairns Facilities)	N	94	94	0	0	100.0		
	P	3,886	3,802	82	2	99.9	22(a)	1
							28A(2)	2
							42(1)(b)	3
							42(1)(c)	12
							42(1)(ca)	1
							42(1)(h)	9
							44(1)	44
							46(1)(b)	34
(Innisfail Facilities)	P	5	5	0	0	100.0		
(Tablelands Facilities)	N	1,217	1,217	0	0	100.0		
	P	765	765	0	0	100.0		
CAIRNS & HINTERLAND HSD TOTAL		5,967	5,883	82	2	100.0		
CENTRAL QUEENSLAND HEALTH SERVICE DISTRICT (Gladstone Facilities)	N	95	93	2	0	100.0	40(c)	1
	P	699	699	0	0	100.0	46(1)(b)	1
(Rockhampton Facilities)	N	141	137	4	0	100.0	44(1)	4
	P	1,737	1,716	17	4	99.8	42(1)(c)	6
							43(1)	3
							46(1)(a)	12
CENTRAL QUEENSLAND HSD TOTAL		2,672	2,645	23	4	99.9		
CENTRAL WEST HEALTH SERVICE DISTRICT	N	6	2	4	0	100.0	44(1)	4
CENTRAL WEST HSD TOTAL		6	2	4	0	100.0		
FRASER COAST HEALTH SERVICE DISTRICT	N	1,055	813	44	198	81.2	42(1)(ca)	41
							44(1)	201
	P	3,496	3,337	29	130	96.3	42(1)(h)	11
							42(3A)	11
							43(1)	132
							44(1)	13
							45(1)(c)	2
							46(1)(b)	2
FRASER COAST HSD TOTAL		4,551	4,150	73	328	92.8		

Appendix 1.7 - s.108(4)(c)
Action taken on documents (State Government)

Appendix 1.7 - s.108(4)(c)
Action taken on documents (State Government)
Those agencies with nil returns have not been included

PORTFOLIO/AGENCY	Applic. Type Personal/ Non Personal	No. of Pages considered	Access in Full	Access in Part	Access Refused	% of Pages Released in Full or Part	Provisions	
							Invoked	No. of Times
GOLD COAST HEALTH SERVICE DISTRICT	N	6,337	3,434	114	2,789	56.0	44(1)	2,903
							28A(1)	
	P	29,153	26,410	640	2,103	92.8	28A(2)	
							42(1)(b)	10
							42(1)(ca)	3
							42(1)(h)	74
							44(1)	673
							44(3)	1,808
							45(1)(b)	1
							46(1)(a)	1
							46(1)(b)	346
GOLD COAST HSD TOTAL		35,490	29,844	754	4,892	86.2		
MACKAY HEALTH SERVICE DISTRICT	P	5,102	4,679	53	370	92.7	46(1)(b)	8
	N	2,017	2,014	1	2	99.9		
MACKAY HSD TOTAL		7,119	6,693	54	372	94.8		
NORTHSIDE HEALTH SERVICE DISTRICT (The Prince Charles Hospital Facilities)	N	1,480	1,071	14	395	73.3	44(1)	409
	P	23,599	23,256	303	40	99.8	44(1)	128
							46(1)(b)	195
							42(1)(b)(g)	12
							42(1)(h)	8
(Redcliffe-Caboolture Facilities)	P	8,160	7,895	159	106	98.7	50A(3)	50
							42(1)(h)	7
							44(1)	121
							46(1)(b)	74
							48(1)	13
NORTHSIDE HSD TOTAL	N	3,048	3,048	0	0	100.0		
		36,287	35,270	476	541	98.5		
PRINCESS ALEXANDRA HOSPITAL HSD	N	21,103	15,002	279	5,822	72.4	44(1)	5,203
							46(1)(a)	449
							46(1)(b)	449
	P	63,137	60,565	2,326	246	99.6	42(1)(b)	7
							42(1)(c)	1
							42(1)(f)	11
							42(1)(h)	21

Appendix 1.7 - s.108(4)(c)
Action taken on documents (State Government)

Appendix 1.7 - s.108(4)(c)
Action taken on documents (State Government)
Those agencies with nil returns have not been included

PORTFOLIO/AGENCY	Applic. Type Personal/ Non Personal	No. of Pages considered	Access in Full	Access in Part	Access Refused	% of Pages Released in Full or Part	Provisions Invoked	No. of Times
							44(1)	996
							46(1)(a)	760
							46(1)(b)	776
PRINCESS ALEXANDRA HOSPITAL HSD TOTAL		84,240	75,567	2,605	6,068	92.8		
ROYAL BRISBANE & WOMEN'S HOSPITAL HEALTH SERVICE DISTRICT	N	13,680	13,092	251	337	97.5	44(1)	651
							22(a)	11
	P	56,979	54,967	1,113	899	98.4	42(1) (b)	11
							42(1)(h)	3
							44(1)	1,106
							44(3)	1,445
							46(1)(a)	38
							46(1)(b)	15
							48(1)	9
ROYAL BRISBANE & WOMEN'S HOSPITAL HSD TOTAL		70,659	68,059	1,364	1,236	98.3		
ROYAL CHILDREN'S HOSPITAL HEALTH SERVICE DISTRICT	N	1,164	899	52	213	81.7	44(1)	52
							50A	213
	P	24,125	20,806	249	3,070	87.3	42(1)(a)	1,106
							44 (1)	272
							44(3)	33
							48(1)	5
							50A	931
							50A(3)	972
ROYAL CHILDREN'S HOSPITAL HSD TOTAL		25,289	21,705	301	3,283	87.0		
SOUTHSIDE HEALTH SERVICE DISTRICT (Bayside Facilities)	N	597	379	0	218	63.5	44(1)	218
(Logan-Beaudesert Facilities)	N	414	414	0	0	100.0		
	P	7,632	6,568	144	920	87.9	42(1)(c)	781
							42(1)(ca)	781
							42(1)(h)	798
							44(1)	795
							44(3)	781
							46(1)(a)	131
							46(1)(b)	906
(QEH Hospital Facilities)	N	374	271	0	103	72.5	28A(1)	1

Appendix 1.7 - s.108(4)(c)

Action taken on documents (State Government)

Those agencies with nil returns have not been included

Appendix 1.7 - s.108(4)(c)
Action taken on documents (State Government)

PORTFOLIO/AGENCY	Applic. Type Personal/ Non Personal	No. of Pages considered	Access in		Access Refused	% of Pages Released in Full or Part	Invoked	Provisions	No. of Times
			Full	Part					
	P	1,388	1,387	1	0	100.0	28A(1)	2	
							44(1)	1	
SOUTHSIDE HSD TOTAL		10,405	9,019	145	1,241	88.1			
SOUTH WEST HEALTH SERVICE DISTRICT	N	0	0	0	0	0.0	28(A)(1)	1	
SOUTH WEST HSD TOTAL		0	0	0	0	0.0			
SUNSHINE COAST & COOLOOLA HEALTH SERVICE DISTRICT	P	1,500	1,425	65	10	99.3	44(1)	66	
							46(1)(b)	9	
	N	1,475	1,315	20	140	90.5	44(1)	150	
							46(1)(b)	10	
SUNSHINE COAST & COOLOOLA HSD TOTAL		2,975	2,740	85	150	95.0			
TOOWOOMBA & DARLING DOWNS HEALTH SERVICE DISTRICT									
(Northern Downs Facilities)	N	1,341	620	706	15	98.8	44(1)	721	
	P	20	3	16	1	95.0	44(3)	17	
(Toowoomba Facilities)	N	1,947	905	76	966	50.4	42(1)(c)	3	
							44(1)	1,039	
	P	31,970	29,736	619	1,615	94.9	42(1)(b)	52	
							42(1)(c)	772	
							42(1)(b)	2	
							43(1)	2	
							44(1)	1,408	
							46(1)(a)	1	
							46(1)(b)	33	
TOOWOOMBA & DARLING DOWNS HSD TOTAL		35,278	31,264	1,417	2,597	92.6			
TOWNSVILLE HEALTH SERVICE DISTRICT									
(Bowen Facilities)	N	310	310	0	0	100.0			
(Charters Towers Facilities)	N	1	1	0	0	100.0			
	P	73	65	8	0	100.0	44(1)	1	
							42(1)(b)	8	
							42(1)(h)	8	
							46(1)(b)	7	
(Townsville Facilities)	N	4,015	3,860	21	134	96.7	44(1)	155	
							44(3)	3	

Appendix 1.7 - s.108(4)(c)
Action taken on documents (State Government)

Appendix 1.7 - s.108(4)(c)
Action taken on documents (State Government)
Those agencies with nil returns have not been included

PORTFOLIO/AGENCY	Applic. Type Personal/ Non Personal	No. of Pages considered	Access in Full	Access in Part	Access Refused	% of Pages Released in Full or Part	Provisions	
							Invoked	No. of Times
	P	2,408	2,364	44	0	100.0	42(1)(c)	13
							42(1)(e)	13
							44(1)	17
							46(1)(b)	1
TOWNSVILLE HSD TOTAL		6,807	6,600	73	134	98.0		
WEST MORETON SOUTH BURNETT HEALTH SERVICE DISTRICT								
(South Burnett Facilities)	N	57	23	0	34	40.4	44(1)	34
							28A(1)	1
(West Moreton Facilities)	N	2,758	1,528	71	1,159	58.0	44(1)	1,230
							46(1) (b)	6
	P	15,965	13,666	1,446	853	94.7	22(b)	5
							42(1)(c)	1,211
							42(1)(h)	2
							44(1)	796
							46(1)(b)	404
WEST MORETON SOUTH BURNETT HSD TOTAL		18,780	15,217	1,517	2,046	89.1		
WIDE BAY HEALTH SERVICE DISTRICT	P	10,247	9,344	662	241	97.6	42(1)(c)	903
							42(1)(h)	26
							44(1)	225
							46(1)(b)	108
WIDE BAY HSD TOTAL	NP	395	395	0	0	100.0		
		10,642	9,739	662	241	97.7		
SUB TOTAL - QUEENSLAND HEALTH		368,064	332,115	9,907	26,042	92.9		
STATUTORY AUTHORITIES								
OFFICE OF HEALTH PRACTITIONER REGISTRATION BOARDS	N	6,754	3,495	978	2,281	66.2	22	71
							41(1)	37
							42(1)(a)	719
							42(1)(b)	116
							42(1)(c)	114
							42(1)(ca)	114
							42(1)(e)	178

Appendix 1.7 - s.108(4)(c)
Action taken on documents (State Government)

Appendix 1.7 - s.108(4)(c)
Action taken on documents (State Government)
Those agencies with nil returns have not been included

PORTFOLIO/AGENCY	Applic. Type Personal/ Non Personal	No. of Pages considered	Access in		Access Refused	% of Pages Released in Full or Part	Provisions Invoked	No. of Times
			Full	Part				
							43(1)	72
							44(1)	2,320
							45(1)(c)	477
							46(1)(a)	6
							46(1)(b)	159
P		15,314	10,873	1,436	3,005	80.4	11E	114
							22	364
							29B	642
							40(c)	10
							41(1)	6
							42(1)(a)	805
							42(1)(b)	49
							42(1)(ca)	266
							42(1)(e)	13
							42(1)(b)	18
							43(1)	289
							44(1)	1,925
							45(1)(c)	291
							46(1)(a)	135
							46(1)(b)	46
HEALTH QUALITY COMPLAINTS COMMISSION	P	6,955	6,511	164	280	96.0	41(1)	1
							44(1)	305
							45(1)(c)	2
							46(1)(a)	132
							46(1)(b)	4
N		1,001	718	196	87	91.3	41(1)	29
							44(1)	78
							45(1)(c)	63
							46(1)(a)	143
							46(1)(b)	53
QUEENSLAND NURSING COUNCIL	N	72	43	29	0	100.0	s.42(1) (b)	3
							s.42(1) (e)	4
							s.44 (1)	25
							s.46 (1) (b)	3
SUB TOTAL - STATUTORY AUTHORITIES		30,096	21,640	2,803	5,653	81.2		

Appendix 1.7 - s.108(4)(c)
Action taken on documents (State Government)

Appendix 1.7 - s.108(4)(c)
Action taken on documents (State Government)
Those agencies with nil returns have not been included

PORTFOLIO/AGENCY	Applic. Type Personal/ Non Personal	No. of Pages considered	Access in Full	Access in Part	Access Refused	% of Pages Released in Full or Part	Provisions	
							Invoked	No. of Times
PORTFOLIO TOTAL		398,160	353,755	12,710	31,695	92.0		
JUSTICE AND ATTORNEY-GENERAL								
OFFICE OF THE ATTORNEY-GENERAL	N	5	0	0	5	0	43(1)	1
DEPARTMENT OF JUSTICE AND ATTORNEY-GENERAL	N	4,011	832	847	2,332	41.9	28A(2)	3
							22(a)	1,147
							43(1)	331
							44(1)	1,319
							37(1)(a)	7
							37(1)(c)	17
							40(c)	270
							42(1)(h)	1
							45(1)(b)	76
							45(3)	81
							50(a)	1
	P	30,680	5,129	5,623	19,928	35.0	11E	19
							11(1)(f)	113
							11(1)(o)	15
							22(a)	13,837
							22(c)	1
							28A(2)	5
							42(1)(d)	1
							43(1)	1,255
							44(1)	10,320
							44(3)	21
							28A(1)	2
ANTI-DISCRIMINATION COMMISSION QUEENSLAND	P	174	168	0	6	97.0	22(a)	6
LEGAL AID QUEENSLAND	N	107	97	10	0	100.0	44(1)	2
							46(1)(b)	8
	P	3,707	3,411	161	135	96.4	11E	5
							40(c)	9
							42(1)(b)	14
							42(1)(c)	5
							43(1)	2
							44(1)	245

Appendix 1.7 - s.108(4)(c)
Action taken on documents (State Government)

Appendix 1.7 - s.108(4)(c)
Action taken on documents (State Government)
Those agencies with nil returns have not been included

PORTFOLIO/AGENCY	Applic. Type Personal/ Non Personal	No. of Pages considered	Access in Full	Access in Part	Access Refused	% of Pages Released in Full or Part	Provisions	
							Invoked	No. of Times
							44(3)	9
							46(1)(b)	53
LEGAL SERVICES COMMISSION	P	709	697	3	9	99.0	44(1)	3
PUBLIC TRUST OFFICE	P	939	843	3	93	90.1	43(1)	9
	N	69	69	0	0	100.0	44(1)	96
QUEENSLAND LAW SOCIETY	P	68	15	5	48	29.4	27(3)	53
	N	655	247	292	116	82.3	44(1)	5
							27(3)	8
							42(1)(c)	98
							42(1)(h)	98
							43(1)	5
							44(1)	351
							46(1)(a)	98
							46(1)(b)	98
PORTFOLIO TOTAL		41,124	11,508	6,944	22,672	45.0		
DEPARTMENT OF LOCAL GOVERNMENT, PLANNING, SPORT AND RECREATION								
DEPARTMENT OF LOCAL GOVERNMENT, PLANNING, SPORT AND RECREATION	N	3,024	1,862	397	765	74.7	43(1)	501
							46(1)	1
							44(1)	309
							45(1)(b)	8
							40(a)	75
							44(1)	142
							36(1)(b)	112
							36(1)(c)	17
							36(1)(e)	1
							36(1)(f)	142
							45(1)	193
							36(1)	7
							44(1)(a)	1
							36	1
							46	254

Appendix 1.7 - s.108(4)(c)
Action taken on documents (State Government)

Appendix 1.7 - s.108(4)(c)
Action taken on documents (State Government)
Those agencies with nil returns have not been included

PORTFOLIO/AGENCY	Applic. Type Personal/ Non Personal	No. of Pages considered	Access in Full	Access in Part	Access Refused	% of Pages Released in Full or Part	Provisions	
							Invoked	No. of Times
	P	4	4	0	0	100.0		
PORTFOLIO TOTAL		3,028	1,866	397	765	74.7		
DEPARTMENT OF MINES AND ENERGY								
OFFICE OF THE MINISTER	N	0	0	0	0	0.0	28A	1
DEPARTMENT OF MINES AND ENERGY	N	6,822	4,224	523	2,075	69.6	11(1)(c)	38
							11C	10
							27(3)	4
							27(5)	10
							28A	8
							36(1)(a)	12
							36(1)(d)	6
							37(1)(a)	9
							37(1)(c)	1
							42(1)(b)	16
							43(1)	1,873
							44(1)	281
							45(1)(c)	158
							46(1)(a)	147
							22(a)	28
	P	710	301	0	409	42.4	29B	409
							28A	3
ENERGEX	N	509	387	3	119	76.6	11(A)	53
							44(1)	4
							43(1)	65
	P	48	48	0	0	100.0		
ERGON ENERGY CORPORATION	N	228	170	0	58	74.6	40(c)	54
							46(1)(b)	54
							43(1)	4
	P	35	35	0	0	100.0		
CS ENERGY	N	100	0	0	100	0.0	11A	100
POWERLINK QUEENSLAND	N	139	123	16	0	100.0	44(1)	16

Appendix 1.7 - s.108(4)(c)
Action taken on documents (State Government)

Appendix 1.7 - s.108(4)(c)
Action taken on documents (State Government)
Those agencies with nil returns have not been included

PORTFOLIO/AGENCY	Applic. Type Personal/ Non Personal	No. of Pages considered	Access in Full	Access in Part	Access Refused	% of Pages Released in Full or Part	Provisions	
							Invoked	No. of Times
PORTFOLIO TOTAL		8,591	5,288	542	2,761	67.9		
NATURAL RESOURCES AND WATER								
DEPARTMENT OF NATURAL RESOURCES AND WATER	N	56,248	46,076	3,497	6,675	88.1	11(1)(c)	38
							12	267
							22(a)	1,240
							27(3)	101
							28A(1)	1
							29B	259
							30(3)(c)	213
							36(1)(a)	1,523
							36(1)(b)	479
							36(1)(c)	39
							36(1)(d)	12
							36(1)(e)	33
							36(1)(f)	111
							36(1)(g)	19
							37(1)(a)	18
							37(1)(c)	1
							40(c)	6
							42(1)(a)	958
							42(1)(b)	8
							43(1)	2,356
							44(1)	2,842
							45(1)(b)	3
							45(1)(c)	159
							46(1)(a)	130
							50(c)	199
PORTFOLIO TOTAL	P	7	7	0	0	100.0		
		56,255	46,083	3,497	6,675	88.0		
QUEENSLAND OMBUDSMAN								
OMBUDSMAN	P	617	612	5	0	100.0	44(1)	5
PORTFOLIO TOTAL		617	612	5	0	100.0		

Appendix 1.7 - s.108(4)(c)
Action taken on documents (State Government)

Appendix 1.7 - s.108(4)(c)
Action taken on documents (State Government)
Those agencies with nil returns have not been included

PORTFOLIO/AGENCY	Applic. Type Personal/ Non Personal	No. of Pages considered	Access in Full	Access in Part	Access Refused	% of Pages Released in Full or Part	Provisions	
							Invoked	No. of Times
POLICE								
QUEENSLAND POLICE SERVICE	P	11,866	6,322	4,569	975	91.8	28(5)	3
							28A(1)	490
							28A(2)	10
							29(4)	7
							29B	3
							30(3)(c)	1
							35(2)(a)	1
							40(c)	1
							41(1)	67
							42(1)(a)	407
							42(1)(b)	6
							42(1)(c)	2
							42(1)(d)	242
							42(1)(e)	70
							42(1)(f)	65
							42(1)(g)	2
							42(1)(h)	7
							42(1)(i)	8
							43(1)	32
							44(1)	5,550
							44(3)	115
							45(1)(b)	18
							45(1)(c)	4
N		17,305	8,600	5,828	2,877	83.4	28A(1)	481
							28A(2)	10
							29(1)(a)	1
							29(4)	25
							29B(1)	828
							30(3)(c)	3
							35(2)(a)	3
							40(b)	430
							40(c)	248
							40(d)	24

Appendix 1.7 - s.108(4)(c)
Action taken on documents (State Government)

Appendix 1.7 - s.108(4)(c)
Action taken on documents (State Government)
Those agencies with nil returns have not been included

PORTFOLIO/AGENCY	Applic. Type Personal/ Non Personal	No. of Pages considered	Access in		Access Refused	% of Pages Released in Full or Part	Provisions	
			Full	Part			Invoked	No. of Times
							41(1)	248
							42(1)(a)	407
							42(1)(b)	157
							42(1)(ca)	19
							42(1)(d)	362
							42(1)(e)	99
							42(1)(f)	80
							42(1)(h)	80
							43(1)	3
							44(1)	6,903
							44(3)	1
							45(1)(a)	9
							45(1)(b)	40
							45(1)(c)	40
							46(1)(b)	60
							47(1)(a)	1
PORTFOLIO TOTAL		29,171	14,922	10,397	3,852	87.0		
PREMIER AND CABINET								
COMMISSION FOR CHILDREN AND YOUNG PEOPLE AND CHILD GUARDIAN	P	3,327	2,332	101	894	73.1	44(1)	378
							43(1)	578
							42(1)(f)	4
							42(1)(h)	35
							22(a)	1
DEPARTMENT OF THE PREMIER AND CABINET	N	674	280	11	383	43.2	28A(1)	2
							36(1)(g)	40
							36(1)(f)	147
							44(1)	11
							46(1)	196
OFFICE OF THE PREMIER	N	215	215			100.0	28A(1)	2
OFFICE OF THE QUEENSLAND PARLIAMENTARY COUNCIL	N	0	0	0	0		22(b)	1
							29(4)	1

Action taken on documents (State Government)

Appendix 1.7 - s.108(4)(c)
Action taken on documents (State Government)

Those agencies with nil returns have not been included

PORTFOLIO/AGENCY	Applic. Type Personal/ Non Personal	No. of Pages considered	Access in Full	Access in Part	Access Refused	% of Pages Released in Full or Part	Provisions Invoked	No. of Times
PORTFOLIO TOTAL		4,216	2,827	112	1,277	69.7		
PRIMARY INDUSTRIES AND FISHERIES								
OFFICE OF THE MINISTER	P	30	30	0	0	100.0		
DEPARTMENT OF PRIMARY INDUSTRIES AND FISHERIES	N	7,929	3,956	798	3,175	60.0	22(a)	4
							30(3)(c)	208
							36(1)(g)	1,842
							40(c)	412
							42(1)(b)	15
							43(1)	749
							44(1)	925
							45(1)(b)	2
							45(1)(c)	168
	P	876	710	55	111	87.3	22(a)	16
							42(1)(b)	19
							42(1)(d)	23
							43(1)	63
							44(1)	44
QUEENSLAND RURAL ADJUSTMENT AUTHORITY								
	P	720	718	2	0	100.0	44(1)	2
	N	71	71	0	0	100.0		
PORTFOLIO TOTAL		9,626	5,485	855	3,286	65.9		
PUBLIC WORKS								
DEPARTMENT OF PUBLIC WORKS	N	553	545	8	0	100.0	44(1)	8
							28A(1)	
							28A(2)	
BOARD OF PROFESSIONAL ENGINEERS HOUSING								
	N	2	2	0	0	100.0		
DEPARTMENT OF HOUSING								
	P	4,870	4,441	131	298	93.9	44(1)	440
							42(1)(b)	15
							46(1)(b)	56
							43(1)	27
							42(1)(e)	2
							28A(1)	1

Appendix 1.7 - s.108(4)(c)
Action taken on documents (State Government)

Appendix 1.7 - s.108(4)(c)
Action taken on documents (State Government)
Those agencies with nil returns have not been included

PORTFOLIO/AGENCY	Applic. Type Personal/ Non Personal	No. of Pages considered	Access in Full	Access in Part	Access Refused	% of Pages Released in Full or Part	Provisions	
							Invoked	No. of Times
							28B(1)	1
							28A(2)	1
							28B(2)	1
							42(1)(c)	2
							42(ca)	42
							22(a)	8
							45(1)(c)	53
	N	1,587	784	10	793	50.0	44(1)	5
							41(1)	791
							43(1)	13
							45(1)(c)	1
							28A(2)	1
							28B(2)	1
BUILDING SERVICES AUTHORITY	P	53,774	49,368	1,593	2,813	94.8	22(a)	543
							44(1)	1,766
							45(1)(b)	3
							45(1)(c)	16
							46(1)(a)	281
							46(1)(b)	270
							42(1)(b)	1
							42(1)(e)	916
							43(1)	1,142
	N	7,616	5,929	401	1,286	83.1	22(a)	152
							44(1)	360
							45(1)(b)	1,061
							45(1)(c)	40
							46(1)(a)	6
							46(1)(b)	1
							42(1)(a)	2
							42(1)(e)	20
							43(1)	47
RESIDENTIAL TENANCIES AUTHORITY	P	168	168	0	0	100.0		
PORTFOLIO TOTAL		68,570	61,237	2,143	5,190	92.0		

Appendix 1.7 - s.108(4)(c)
Action taken on documents (State Government)

Appendix 1.7 - s.108(4)(c)
Action taken on documents (State Government)
Those agencies with nil returns have not been included

PORTFOLIO/AGENCY	Applic. Type Personal/ Non Personal	No. of Pages considered	Access in Full	Access in Part	Access Refused	% of Pages Released in Full or Part	Provisions	
							Invoked	No. of Times
STATE DEVELOPMENT	N	69	47	22	0	100.0	44.(1)	19
DEPARTMENT OF STATE DEVELOPMENT							41.(1)	3
PORTFOLIO TOTAL		69	47	22	0	100.0		
DEPARTMENT OF TOURISM, FAIR TRADING AND WINE INDUSTRY DEVELOPMENT								
FAIR TRADING	N	38,745	7,312	849	30,584	21.1	22(a)	2
							28A(1)	1
							35B	713
							36(1)(a)	154
							36(1)(b)	27
							36(1)(c)	38
							36(1)(d)	55
							36(1)(e)	57
							36(1)(f)	64
							36(1)(g)	167
							37(1)(e)	1
							40(b)	5
							42(1)(a)	30,030
							42(1)(b)	83
							42(1)(e)	44
							43(1)	138
							44(1)	775
							45(1)(b)	12
							45(1)(c)	1
							46(1)(a)	1
							46(1)(b)	9
							50(c)	10
	P	1,098	1,011	40	47	95.7	22(a)	33
							40(c)	7
							41(1)	3
							43(1)	8
							44(1)	46

Appendix 1.7 - s.108(4)(c)
Action taken on documents (State Government)

Appendix 1.7 - s.108(4)(c)
Action taken on documents (State Government)
Those agencies with nil returns have not been included

PORTFOLIO/AGENCY	Applic. Type Personal/ Non Personal	No. of Pages considered	Access in Full	Access in Part	Access Refused	% of Pages Released in Full or Part	Provisions	
							Invoked	No. of Times
							46(1)(a)	7
PORTFOLIO TOTAL		39,843	8,323	889	30,631	23.0		
TRANSPORT								
MAIN ROADS	N	23,516	21,326	584	1,606	93.2	22(a)	12
							22(b)	1
							25(2)	1
							28A(1)	1
							36(1)(f)	13
							36(1)(g)	430
							37(1)(g)	2
							41(1)	13
							43(1)	907
							44(1)	226
							45(1)(b)	2
							45(1)(c)	282
							46(1)(a)	34
							46(1)(b)	164
							50(c)	146
	P	81	81	0	0	100.0		
OFFICE OF THE MINISTER	N	342	313	0	29	91.5	50(c)	29
	P						28A(1)	1
QUEENSLAND TRANSPORT	N	7,984	6,926	534	524	93.4	11C	42
							22(a)	1
							26(2)(a)i	1
							26(2)(a)ii	1
							28A(1)	15
							28A(2)	1
							29(1)(a)	2
							36(1)(a)	19
							36(1)(b)	8
							36(1)(c)	66
							36(1)(f)	45
							37(1)(g)	17

Appendix 1.7 - s.108(4)(c)
Action taken on documents (State Government)

Appendix 1.7 - s.108(4)(c)
Action taken on documents (State Government)
Those agencies with nil returns have not been included

PORTFOLIO/AGENCY	Applic. Type Personal/ Non Personal	No. of Pages considered	Access in Full	Access in Part	Access Refused	% of Pages Released in Full or Part	Provisions Invoked	No. of Times
							41(1)	1
							42(1)(ca)	37
							42(1)(d)	1
							43(1)	271
							44(1)	498
							45(1)(c)	18
							46(1)(b)	56
							48(1)	2
	P	485	469	9	7	98.6	22(a)	3
							28A(1)	1
							28A(2)	1
							42(1)(b)	14
							42(1)(f)	2
							42(1)(h)	2
							46(1)(a)	4
							46(1)(b)	2
OR LIMITED	N	6,533	5,353	209	971	85.2	11A	578
							40(a)	203
							44(1)	387
							42(1)(c)	8
	P	3,403	3,054	146	203	94.0	11A	26
							40(c)	35
							42(1)(c)	131
							44(1)	157
PORTFOLIO TOTAL		42,344	37,522	1,482	3,340	92.0		
TREASURY								
BOARD OF TRUSTEES OF STATE PUBLIC SECTOR SUPER FUND	P	1,446	1,426	20	0	100.0	41	2
AGENCY TOTAL		1,446	1,426	20	0	100.0	43(1)	18
DEPARTMENT OF INFRASTRUCTURE	N	830	102	0	728	12.3	28(A)	1
							36(1)(f)	7
							36(1)(g)	2

Appendix 1.7 - s.108(4)(c)
Action taken on documents (State Government)

Those agencies with nil returns have not been included

PORTFOLIO/AGENCY	Applic. Type Personal/ Non Personal	No. of Pages considered	Access in		Access in Part	Access Refused	% of Pages Released in Full or Part	Provisions Invoked	No. of Times
			Full	Part					
								43(1)	9
								45(1)(b)	710
								45(1)(c)	710
AGENCY TOTAL		830	102	0	0	728	12.3		
NOMINAL DEFENDANT	P	8	8	0	0	0	100.0		
AGENCY TOTAL		8	8	0	0	0	100.0		
QUEENSLAND WATER COMMISSION	P	14	14	0	0	0	100.0		
	N	1,804	694	0	0	1,110	38.5	28(A)	2
								36(1)(b)	18
								36(1)(c)	12
								36(1)(e)	12
								36(1)(g)	463
								41(1)	635
AGENCY TOTAL		1,818	708	0	0	1,110	38.9		
TREASURY DEPARTMENT	P	553	479	10	10	64	88.4	42(1)(e)	56
								44(1)	54
	N	1,490	1,041	333	333	116	92.2	36(1)(c)	16
								36(1)(g)	6
								42(1)(b)	10
								44(1)	185
								45(1)(b)	23
								45(1)(c)	342
AGENCY TOTAL		2,043	1,520	343	343	180	91.2		
PORTFOLIO TOTAL		6,145	3,764	363	363	2,018	67.2		
GRAND TOTAL		1,304,020	929,746	177,494	177,494	196,780	85.0		

Appendix 1.7 - s.108(4)(c)
 Action taken on documents (State Government)

Appendix 1.8 - S.108(4)(c)
Action taken on Documents (Local Government)

Appendix 1.8 - S.108(4)(c)
Action taken on Documents (Local Government)
Those agencies with nil returns have not been included

PORTFOLIO/AGENCY	Applic. Type Personal/Non Personal	No. of Pages considered	Access in Full	Access in Part	Access Refused	% of Pages Released in Full or Part	Provisions	
							Invoked	No. of Times
LOCAL GOVERNMENT								
Beaudesert Shire Council	N	4,664	3,747	98	819	82.4	44(1)	136
							39(1)(a)	1
							41(1)(a)	512
							42(1)(b)	186
							45(1)	128
							22(a)	49
							27	72
							46(1)	1
	P	14	1	11	2	85.7	41(1)(a)	11
							42(1)(b)	4
							27	2
							46(1)	12
Belyando Shire Council	P	10	10	0	0	100.0	0	0
Boonah Shire Council	N	1	0	0	1	0.0	22(a)	1
Bowen Shire Council	N	3	3	0	0	100.0	0	0
Brisbane City Council	N	72,428	69,135	696	2,597	96.4	40c	93
							42(1)(b)	369
							43(1)	1440
							44(1)	727
							45(1)(b)	1234
							45(1)(c)	1236
							46(1)(a)	1229
	P	2,286	1,786	467	33	98.6	35/42	1
							42(1)(b)	341
							43(1)	20
							44(1)	476
							45(1)(c)	3
							46(1)(a)	4
Bundaberg City Council	N	7	7	0	0	100.0	0	0
Burdekin Shire Council	N	147	147	0	0	100.0	0	0
Burnett Shire Council	N	93	74	15	4	95.7	43(1)	4
							44(1)	15
Caboolture Shire Council	N	7,030	6,288	439	303	95.7	27(3)	49
							41(1)	14
							42(1)(b)	26

Appendix 1.8 - S.108(4)(c)
Action taken on Documents (Local Government)

Those agencies with nil returns have not been included

Appendix 1.8 - S.108(4)(c)
 Action taken on Documents (Local Government)

PORTFOLIO/AGENCY	Applic. Type Personal/Non Personal	No. of Pages considered	Access in Full	Access in Part	Access Refused	% of Pages Released in Full or Part	Provisions	
							Invoked	No. of Times
LOCAL GOVERNMENT								
							43(1)	194
							44(1)	473
	P	1	0	0	1	0.0	44(1)	1
Cairns City Council	P	72	28	44	0	100.0	44(1)	44
	N	11,043	10,730	297	16	99.9	44(1), 43(1)	313
Calliope Shire Council	P	6	6	0	0	100.0	0	0
	N	55	6	49	0	100.0	44(1)	49
Caloundra City Council	N	760	680	11	69	90.9	42(1)(b)	7
							43(1)	72
							44(1)	1
Carpentaria Shire Council	N	1	0	0	1	0.0	42(1)(ca)	1
Chinchilla Shire Council	N	444	444	0	0	100.0	0	0
Cooloolah Shire Council	P	86	86	0	0	100.0	0	0
	N	206	170	19	17		35(1), 35(2), 43(1)	7
							44	18
							43	10
							45(1)(a)	1
Crows Nest Shire Council	N	1	1	0	0	100.0	0	0
Dalby Town Council	N	219	80	132	7	96.8	44(1)	110
							27(3)	22
							45(c)	7
							42(1)(ca)	7
Dalrymple Shire Council	N	229	229	0	0	100.0	0	0
Douglas Shire Council	N	1,483	1,379	11	93	93.9	22(a)	17
							34(1)(b)	1
							42(1)(b)	1
							42(3)(a)	59
							43(1)	14
							44(1)	6
							46(1)(b)	2
Eacham Shire Council	N	161	161	0	0	100.0		
Esk Shire Council	P	61	56	4	1	98.4	44(1)	4
							35(2)	1
	N	1,306	1,099	22	185	85.8	45(1)(c)	19

Appendix 1.8 - S.108(4)(c)
Action taken on Documents (Local Government)

Appendix 1.8 - S.108(4)(c)
Action taken on Documents (Local Government)
Those agencies with nil returns have not been included

PORTFOLIO/AGENCY	Applic. Type Personal/Non Personal	No. of Pages considered	Access in Full	Access in Part	Access Refused	% of Pages Released in Full or Part	Provisions Invoked	No. of Times
LOCAL GOVERNMENT								
							45(1)(b)	130
							44(1)	45
							46(1)(a)	2
							42(1)(b)	2
							45(1)(c)(f)	1
Gatton Shire Council	P	11	11	0	0	100.0	0	0
	N	1,000	1,000	0	0	100.0	0	0
Gayndah Shire Council	N	2	2	0	0	100.0	0	0
Gladstone City Council	N	37	35	2	0	100.0	45(1)(c)	2
							45(1)(b)	2
Gold Coast City Council	P	885	734	96	55	93.8	42(1)(b)	154
							43(1)	3
							46(1)(b)	1
	N	46,654	43,500	346	2,808	94.0	42(1)(b)	70
							43(1)	2,479
							44(1)	15
							45(1)(c)	568
							46(1)(b)	270
							49	66
Hervey Bay City Council	P	124	10	110	4	96.8	42(1)	14
							44(1)	100
	N	1,649	1,512	20	117	92.9	44(1)	38
							45(1)	9
							41(1)	68
							42(1)	29
Ingleswood Shire Council	P	58	58	0	0	100.0	0	0
Ipswich City Council	P	34	29	5	0	100.0	25(a)(1)	
							42(1)(b)	7
	N	7,580	7,409	95	76	99.0	42(1)(b)	42
							44(1)	80
							45(1)(c)	31
							27(3)	19
							42(1)(c)	26
Isis Shire Council	N	34	34	0	0	100.0	45(1)(b)	56
							0	0

Appendix 1.8 - S.108(4)(c)
Action taken on Documents (Local Government)

Those agencies with nil returns have not been included

Appendix 1.8 - S.108(4)(c)
 Action taken on Documents (Local Government)

PORTFOLIO/AGENCY	Applic. Type Personal/Non Personal	No. of Pages considered	Access in Full	Access in Part	Access Refused	% of Pages Released in Full or Part	Provisions	
							Invoked	No. of Times
LOCAL GOVERNMENT								
Johnstone Shire Council	P	70	60	10	0	100.0	44(1)	10
Kilkivan Shire Council	N	25	25	0	0	100.0	0	0
Kingaroy Shire Council	N	180	12	3	165	8.3	27(3)	165
							45(1)	3
Laidley Shire Council	P	33	13	20	0	100.0	42(1)(b)	20
	N	371	248	73	50	86.5	42(1)(b)	112
							43(1)	6
							45(1)(c)	5
Livingstone Shire Council	N	32	0	0	32	0.0	41(1)(b), 51	1
Logan City Council	N	12,717	11,494	411	812	93.6	22(a)	248
							42(1)(b)	148
							43(1)	409
							44(1)	330
							46(1)(b)	71
							41(1)	74
							46(1)(a)	46
	P	823	783	40	0	100.0	42(1)(b)	16
							44(1)	40
Mackay City Council	P	5	1	4	0	100.0	42(1)(b)	4
		220	218	1	1	99.5	42(1)(b)	2
Mareeba Shire Council	N	203	160	21	22	89.2	41(1)	16
							43(1)	22
							46(1)(b)	13
Maroochy Shire Council	N	12,626	12,400	222	4	100.0	41(1)	5
							44(1)	222
Maryborough City Council	N	290	287	3	0	100.0	42(1)(b)	3
Miriam Vale Shire Council	P	670	540		130	80.6	27(3)	39
							22(c)(ii)	91
Mount Isa City Council	N	18	11	5	2	94.1	43(1)	1
							44(1)	5
							41(1)	1
							45(1)(b)	1
	P	1	1	0	0	100.0	0	0
Murgon Shire Council	N	18	18	0	0	100.0	0	0
	P	774	72	0	702	9.3	44(1)(ca)	702

Appendix 1.8 - S.108(4)(c)
Action taken on Documents (Local Government)

Appendix 1.8 - S.108(4)(c)
Action taken on Documents (Local Government)
Those agencies with nil returns have not been included

PORTFOLIO/AGENCY	Applic. Type Personal/Non Personal	No. of Pages considered	Access in Full	Access in Part	Access Refused	% of Pages Released in Full or Part	Provisions	
							Invoked	No. of Times
LOCAL GOVERNMENT								
Murweh Shire Council	N	0	0	0	0		29(1)	2
Noosa Shire Council	N	1,265	1,265	0	0	100.0	0	0
Perry Shire Council	N	6	6	0	0	100.0	0	0
Pine Rivers Shire Council	P	23	23	0	0	100.0	0	0
	N	22,309	22,022	6	281	98.7	43(1)	155
							41(1)(a)(b)(c)	126
							44(1)	3
							45(1)(c)	1
							42(1)(a)(b)	2
Redcliffe City Council	N	327	228	0	99	69.7	22(a)	99
Redland Shire Council	P	284	202	75	7	97.5	27(3)	24
							22(a)	70
							44(1)	5
	N	1,367	1,048	164	155	88.7	44(1)	246
							27(3)	28
							41(1)(a)(i)	4
							45(1)	148
							45(1)(a)	2
							45(1)(b)	2
Rockhampton City Council - CCTV	N	1	0	0	1	0.0	42(3A)	1
	N	12	11	0	1	91.7	28A	2
CCTV	P	1	0	0	1	0.0	44	1
Roma Town Council	N	21	21	0	0	100.0	0	0
Sarina Shire Council	P	1	0	1	0	100.0	44(1)	1
Thuringowa City Council	N	174	174	0	0	100.0		
	N	174	174	0	0	100.0		
	P	240	143	97	0	100.0	44(1)	2
							44(1), 42(1)	13
							44(1), 42(1)	19
							44(1), 42(1)	51
							44(1), 42(1)	12
Tairo Shire Council	P	263	216	7	40	84.8	44(1)	47
	N	1	1	0	0	100.0		
Toowoomba City Council	P	1,641	344	0	1,297	21.0	s 42(1)(a)(e)	1239
							s42(1A)(a)	416

Appendix 1.8 - S.108(4)(c)
Action taken on Documents (Local Government)

Appendix 1.8 - S.108(4)(c)
Action taken on Documents (Local Government)
Those agencies with nil returns have not been included

PORTFOLIO/AGENCY	Applic. Type Personal/Non Personal	No. of Pages considered	Access in Full	Access in Part	Access Refused	% of Pages Released in Full or Part	Provisions Invoked	No. of Times
LOCAL GOVERNMENT								
							s43(1)	85
							s 44(1)	8
							s 46(1)(b)	9
	N	834	690	134	10	98.8	s43(1)	34
							s44(1)	110
Torres Shire Council	N	105	105	0	0	100.0	0	0
Townsville City Council	N	2,425	1,646	212	567	76.6	44(1)	3
							22(a)	116
								22
							46(1)	229
								34
							51	13
							43	18
							46	17
							45	153
							46(1)(a)	1
							46(1)(b)	1
							41(1)(a)(ii)	1
							41(1a)(i)& 43(1)	8
							43(1)	1
							46(1)(a) & (b)	199
							41(1)	10
Wambo Shire Council	N	255	142		113	55.7	44(1)	173
							42(1)(a)(a)	113
Warwick Shire Council	P	9	9			100.0	0	0
	N	124	81	43		100.0	44(1), 46(1)	43
Whitsunday Shire Council	N	129	129	0	0	100.0	0	0
	P	2	0	2	0	100.0	44(1)	2
Woooco Shire Council	N	1	1	0	0	100.0	0	0
TOTAL		221,955	205,711	4,543	11,701	95.0		

Appendix 1.9 Internal Review Decisions (State Government)

Appendix 1.9 Internal Review Decisions (State Government) *Those agencies with nil returns have not been included*

PORTFOLIO/AGENCY	No. of Internal Reviews Received	Decision	Act Provision
CHILD SAFETY			
DEPARTMENT OF CHILD SAFETY	7	DECISION UPHELD ON REVIEW	s.44(1)
	1	DECISION UPHELD ON REVIEW	s.44(1),s.42(1)(b)
	4	DECISION VARIED ON REVIEW	Full Access
	3	DECISION VARIED ON REVIEW	s.44(1)
	1	DECISION VARIED ON REVIEW	s.44(1), s.42(1)(b)
	2	DECISION UPHELD ON REVIEW	s.44(1), s.42(1)(b), s.43(1)
PORTFOLIO TOTAL	18		
COMMUNITIES			
DEPARTMENT OF COMMUNITIES	2	DECISION UPHELD ON REVIEW	s.45(1)(c)
	1	DECISION UPHELD ON REVIEW	s.46(1)(a)
			s.46(1)(b)
DISABILITY SERVICES QUEENSLAND	1	DECISION UPHELD ON REVIEW	s.44(1)
PORTFOLIO TOTAL	4		
CORRECTIVE SERVICES			
DEPARTMENT OF CORRECTIVE SERVICES	4	DECISION VARIED ON REVIEW	s.44(1), s.11E, s.48(1)
	1	DEEMED CONFIRMED	11E
	1	DECISION VARIED ON REVIEW	Full access to extra 59 docs
	5	DECISION UPHELD ON REVIEW	s.11E
	1	DECISION UPHELD ON REVIEW	s.42AA
	2	DECISION UPHELD ON REVIEW	s.35B
PORTFOLIO TOTAL	14		
CRIME AND MISCONDUCT COMMISSION			
CRIME AND MISCONDUCT COMMISSION	2	DECISION UPHELD ON REVIEW	s29B, s12, s28A(1)
	1	DECISION VARIED ON REVIEW	s.44(1), 42(1)(b)
	4	DECISION CONFIRMED	44(1)
PORTFOLIO TOTAL	7		
DEPARTMENT OF EDUCATION, TRAINING AND THE ARTS			
EDUCATION AND THE ARTS	4	DECISION UPHELD ON REVIEW	s.44(1)
	3	DECISION UPHELD ON REVIEW	s.35B
	3	DECISION VARIED ON REVIEW	28A
	9	DECISION UPHELD ON REVIEW	28A
EMPLOYMENT AND TRAINING	2	DECISION UPHELD ON REVIEW	s.35B
	1	DECISION UPHELD ON REVIEW	s.30(3)(c)
QUEENSLAND UNIVERSITY OF TECHNOLOGY	1	DECISION UPHELD ON REVIEW	s.46(2)
UNIVERSITY OF QUEENSLAND	2	DECISION VARIED ON REVIEW	s.44(1)
	3	DECISION VARIED ON REVIEW	28A
	12	DECISION UPHELD ON REVIEW	28A
	2	DECISION UPHELD ON REVIEW	s.35B
	1	DECISION VARIED ON REVIEW	28A, 44(1)
	1	DECISION VARIED ON REVIEW	28A, 43(1)

Appendix 1.9
Internal Review Decisions (State Government)

Appendix 1.9
Internal Review Decisions (State Government)
Those agencies with nil returns have not been included

PORTFOLIO/AGENCY	No. of Internal Reviews Received	Decision	Act Provision
UNIVERSITY OF THE SUNSHINE COAST	1	DECISION UPHELD ON REVIEW	s.40(b), s.44(1), s.46(1)
PORTFOLIO TOTAL	45		
MINISTER FOR EMERGENCY SERVICES			
DEPARTMENT OF EMERGENCY SERVICES	1	DECISION UPHELD ON REVIEW	35B(2)
	1	DECISION UPHELD ON REVIEW	No further documents located
	1	DECISION UPHELD ON REVIEW	Full release
PORTFOLIO TOTAL	3		
EMPLOYMENT AND INDUSTRIAL RELATIONS			
DEPARTMENT OF EMPLOYMENT AND INDUSTRIAL RELATIONS	2	DECISION UPHELD ON REVIEW	44(1)
	1	DECISION VARIED ON REVIEW	43(1)
	1	DECISION VARIED ON REVIEW	44(1)
	1	DECISION UPHELD ON REVIEW	28A
	1	DECISION UPHELD ON REVIEW	43(1)
	2	DECISION UPHELD ON REVIEW	35B
WORKCOVER QUEENSLAND	1	DECISION UPHELD ON REVIEW	44(1)
PORTFOLIO TOTAL	9		
ENVIRONMENTAL PROTECTION AGENCY			
ENVIRONMENTAL PROTECTION AGENCY	8	DECISIONS UPHELD ON REVIEW	s.44(1)
	4	DECISIONS VARIED ON REVIEW	s.45(1)(b)
PORTFOLIO TOTAL	12		
HEALTH			
CORPORATE OFFICE & SHARED SERVICES	1	DECISION VARIED ON REVIEW	Sufficiency of search - 2 extra pages located and released
	1	DECISION VARIED ON REVIEW	Sufficiency of search - 1 extra page located and released
	3	DECISION UPHELD ON REVIEW	44(1)
	1	DECISION UPHELD ON REVIEW	Third Party - original decision full access
	1	DECISION UPHELD ON REVIEW	43(1), 50(c)(i)
	1	DECISION UPHELD ON REVIEW	35B
	1	DECISION UPHELD ON REVIEW	36(1)(a)
	1	DEEMED CONFIRMED	Third Party - original decision full access
GOLD COAST HEALTH SERVICE DISTRICT	2	DECISION UPHELD ON REVIEW	44(1)
	1	DECISION VARIED ON REVIEW	50(A)
	1	DECISION UPHELD ON REVIEW	42(1)(h)
	1	DECISION VARIED ON REVIEW	44(3)
NORTHSIDE HEALTH SERVICE DISTRICT	2	DECISION UPHELD ON REVIEW	44(1)
	1	DECISION UPHELD ON REVIEW	46(1)(b)

Appendix 1.9 Internal Review Decisions (State Government)

Appendix 1.9 Internal Review Decisions (State Government) *Those agencies with nil returns have not been included*

PORTFOLIO/AGENCY	No. of Internal Reviews Received	Decision	Act Provision
PRINCESS ALEXANDRA HOSPITAL HEALTH SERVICE DISTRICT	5	DECISION UPHELD ON REVIEW	44(1), 46(1)(a)(b)
		DECISION UPHELD ON REVIEW	42(1)(h)
		DECISION VARIED ON REVIEW	46(1)(a)(b)
		DECISION VARIED ON REVIEW	44(1)
		DECISION UPHELD ON REVIEW	44(1)
ROYAL CHILDREN'S HOSPITAL HEALTH SERVICE DISTRICT	1	DECISION UPHELD ON REVIEW	50A
SOUTHSIDE HEALTH SERVICE DISTRICT (Bayside facilities)	1	DECISION VARIED ON REVIEW	44(1)
(QEII Hospital facilities)	2	DECISION UPHELD ON REVIEW	29B, 52(2)(c)
SOUTH WEST HEALTH SERVICE DISTRICT	1	DECISION UPHELD ON REVIEW	28A(1)
TOOWOOMBA & DARLING DOWNS HEALTH SERVICE DISTRICT	3	DECISION UPHELD ON REVIEW	44(1)
		DECISION UPHELD ON REVIEW	43(1)
		DECISION UPHELD ON REVIEW	42(1)(b), 44(1)
TOWNSVILLE HEALTH SERVICE DISTRICT	1	DECISION UPHELD ON REVIEW	s.28(2)
WEST MORETON SOUTH BURNETT HEALTH SERVICE DISTRICT	3	DECISION UPHELD ON REVIEW	44(1)
WIDE BAY HEALTH SERVICE DISTRICT	1	DECISION UPHELD ON REVIEW	s.44(1)
STATUTORY AUTHORITIES			
OFFICE OF HEALTH PRACTITIONER REGISTRATION BOARDS	1	DECISION UPHELD ON REVIEW	s.43(1)
	1	DECISION UPHELD ON REVIEW	s.36(1)(a)
	1	DECISION UPHELD ON REVIEW	s.22, 29B, 42(1)(ca), 43(1), 44(1), 45(1)(c), 46(1)(b)
	1	DECISION UPHELD ON REVIEW	s.29B, 43(1), 45(1)(c)
	1	DECISION UPHELD ON REVIEW	s.29B
	1	DECISION UPHELD ON REVIEW	s.28A
	1	DECISION UPHELD ON REVIEW	s.27
	1	DECISION UPHELD ON REVIEW	s.27
	1	DECISION UPHELD ON REVIEW	s.29B, 43(1), 45(1)(c)
	1	DECISION UPHELD ON REVIEW	s.44(1)
	1	DECISION UPHELD ON REVIEW	s.22(a), 42(1)(b), 44(1), 45(1)(c),
	1	DECISION VARIED ON REVIEW	s.44(1)
	1	DECISION VARIED ON REVIEW	s.27
	1	DECISION UPHELD ON REVIEW	s.42(1)(a)
	1	DECISION VARIED ON REVIEW	s.41(1)(a)
	1	DECISION UPHELD ON REVIEW	s.44(1)
	1	DECISION UPHELD ON REVIEW	s.44(1), 42(1)(b)
	1	DECISION UPHELD ON REVIEW	s.44(1)
	1	DECISION UPHELD ON REVIEW	s.35
	1	DECISION UPHELD ON REVIEW	s.27
	1	DECISION UPHELD ON REVIEW	s.54E(2)(a)(f)
QUEENSLAND NURSING COUNCIL	1	DECISION UPHELD ON REVIEW	44(1)
HEALTH QUALITY AND COMPLAINTS COMMISSION	1	DECISION VARIED ON REVIEW	44(1), 46(1)(a), 46(1)(b)
PORTFOLIO TOTAL	59		

Appendix 1.9
Internal Review Decisions (State Government)

Appendix 1.9
Internal Review Decisions (State Government)
Those agencies with nil returns have not been included

PORTFOLIO/AGENCY	No. of Internal Reviews Received	Decision	Act Provision
JUSTICE AND ATTORNEY-GENERAL			
DEPARTMENT OF JUSTICE AND ATTORNEY-GENERAL	2	DECISION VARIED ON REVIEW	44(1)
	2	DECISION UPHELD ON REVIEW	44(1)
ANTI-DISCRIMINATION COMMISSION QUEENSLAND	1	DECISION UPHELD ON REVIEW	s.53(1), s.22
LEGAL AID QUEENSLAND	1	DECISION UPHELD ON REVIEW	42(1)(c)
			44(1)
	1	DECISION VARIED ON REVIEW	44(1)
			44(1)
			46(1)(b)
LEGAL SERVICES COMMISSION	2	DECISION UPHELD ON REVIEW	s.28A
		DECISION UPHELD ON REVIEW	s.35B
PORTFOLIO TOTAL	9		
LOCAL GOVT, PLANNING, SPORT & RECREATION			
DEPARTMENT OF LOCAL GOVERNMENT, PLANNING, SPORT AND RECREATION	1	DECISION VARIED ON REVIEW	s43, s45(1)(b), s44,s46(1)
	7	DECISION UPHELD ON REVIEW	Sufficiency of search, 40(a), 45(1), 44(1)
PORTFOLIO TOTAL	8		
DEPARTMENT OF MINES AND ENERGY			
DEPARTMENT OF MINES AND ENERGY	2	DECISION VARIED ON REVIEW	45(1)(c), 44(1)
	1	DECISION UPHELD ON REVIEW	43(1), 37(1), 36(1), 36(1)(d), 37(1)e
ENERGEX LIMITED	1	DECISION VARIED ON REVIEW	11A
ERGON ENERGY CORPORATION LIMITED	1	DECISION VARIED ON REVIEW	40(c), 44(1), 46(1)(a), 46(1)(b)
PORTFOLIO TOTAL	5		
NATURAL RESOURCES AND WATER			
DEPARTMENT OF NATURAL RESOURCES AND WATER	1	DECISION UPHELD ON REVIEW	22(a)
	1	DECISION UPHELD ON REVIEW	43(1), 45(1)(c), 46(1)(a)
	3	DECISION UPHELD ON REVIEW	s.44(1)
	2	DECISION UPHELD ON REVIEW	Sufficiency of search - No further documents located
	1	DECISION UPHELD ON REVIEW	22(a), 36(1)(a), 36(1)(d), 36(1)(e), 37(1)(a), 43(1)
	2	DECISION UPHELD ON REVIEW	22(a), 44(1)
	1	DECISION UPHELD ON REVIEW	22(a), 43(1), 44(1)
	1	DECISION VARIED ON REVIEW	36(1)(b), 36(1)(c), 36(1)(f), 43(1), 44(1)
	2	DECISION VARIED ON REVIEW	s.44(1)
	2	DECISION VARIED ON REVIEW	22(a), 42(1)(a), 43(1), 44(1)

Appendix 1.9
Internal Review Decisions (State Government)

Appendix 1.9
Internal Review Decisions (State Government)
Those agencies with nil returns have not been included

PORTFOLIO/AGENCY	No. of Internal Reviews Received	Decision	Act Provision
	1	DECISION VARIED ON REVIEW	22(a), 43(1)
	1	DECISION VARIED ON REVIEW	22(a), 44(1)
PORTFOLIO TOTAL	18		
POLICE			
QUEENSLAND POLICE SERVICE	47	DECISIONS UPHELD ON REVIEW	28(5)
			28A
			29(1)(a)
			29(4)
			29(4)/44(1)
			29B(3)
			29B(4)
			30(3)
			35(2)(a)
			40(c)
			41(1)
			42(1)(a)
			42(1)(ca)
			42(1)(d)
			42(1A)
			44(1)
			45(1)(a)
			50(c)(i)
			Sufficiency of Search
	7	DECISIONS VARIED ON REVIEW	29(1)/44(1)
			42(1)(d)
PORTFOLIO TOTAL	54		
PUBLIC WORKS			
HOUSING			
DEPARTMENT OF HOUSING	4	DECISIONS UPHELD ON REVIEW	42(1)(b), 46(1)(b), 28A(1), 28A(2), 28B(1), 28B(2)
BUILDING SERVICES AUTHORITY	3	DECISIONS UPHELD ON REVIEW	42(1)(e), 46(1)(a), 44(1)
	1	DECISIONS VARIED ON REVIEW	45(1)(b)
PORTFOLIO TOTAL	8		
DEPARTMENT OF TOURISM, FAIR TRADING AND WINE INDUSTRY DEVELOPMENT			
FAIR TRADING	1	DECISION UPHELD ON REVIEW	s.44(1)
	1	DECISION UPHELD ON REVIEW	s.43(1)
	2	DECISION VARIED ON REVIEW	s.44(1)
	1	DECISION VARIED ON REVIEW	s.43(1)
	1	DECISION VARIED ON REVIEW	s.40(c), 44(1), 46(1)(a)
PORTFOLIO TOTAL	6		

Appendix 1.9
Internal Review Decisions (State Government)

Appendix 1.9
Internal Review Decisions (State Government)
Those agencies with nil returns have not been included

PORTFOLIO/AGENCY	No. of Internal Reviews Received	Decision	Act Provision
TRANSPORT			
MAIN ROADS	4	DECISION VARIED ON REVIEW	44(1), 46(1)(b),
QUEENSLAND TRANSPORT	4	DECISION UPHELD ON REVIEW	21, 42(1)(d), 44(1), 45(1)(c)
	1	DECISION VARIED ON REVIEW	42(1)(d), 44(1)
CENTRAL QUEENSLAND PORTS AUTHORITY	1	DECISION UPHELD ON REVIEW	44(1)
QR LIMITED	1	DECISION UPHELD ON REVIEW	11A
PORTFOLIO TOTAL	11		
TREASURY			
BOARD OF TRUSTEES OF STATE PUBLIC SECTOR SUPER FUND	3	DECISION UPHELD ON REVIEW	No documents located
		DECISION UPHELD ON REVIEW	Full release
		DECISION UPHELD ON REVIEW	41
			43(1)
DEPARTMENT OF INFRASTRUCTURE	2	DECISION VARIED ON REVIEW	41(1)
			44(1)
			45(1)(c)
		DECISION UPHELD ON REVIEW	43(1)
QUEENSLAND WATER COMMISSION	1	DECISION VARIED ON REVIEW	36(1)(b)
			36(1)(c)
			36(1)(e)
			36(1)(g)
TREASURY DEPARTMENT	2	DECISION UPHELD ON REVIEW	42(1)(b)
		DECISION UPHELD ON REVIEW	36(1)(c)
			36(1)(g)
PORTFOLIO TOTAL	8		
GRAND TOTAL	298		

Appendix 1.10 Internal Review Decisions (Local Government)

Appendix 1.10 Internal Review Decisions (Local Government) *Those agencies with nil returns have not been included*

PORTFOLIO/AGENCY	No. of Internal Reviews Received	Decision	Act Provision
LOCAL GOVERNMENT AGENCIES			
Beaudesert Shire Council	3	DECISIONS VARIED ON REVIEW	22(a), 44(1), 28(a), 45(1)(c), 27(3)
	3	DECISIONS UPHELD ON REVIEW	22(a), 44(1), 42(1)(b), 39, 41(1)(a)
Brisbane City Council	1	DECISION VARIED ON REVIEW	44(1)
	21	DECISION UPHELD ON REVIEW	42(1)(b), 43(1), 44(1), 45(1)(b), 45(1)(c)
Caboolture Shire Council	1	DECISION UPHELD ON REVIEW	35B(3)
	1	DECISION UPHELD ON REVIEW	28A(1)
Dalby Town Council	1	DECISION UPHELD ON REVIEW	42(1)(c)(a), 35
Douglas Shire Council	1	DECISION UPHELD ON REVIEW	42(3)(a)
Esk Shire Council	2	DECISION UPHELD ON REVIEW	42(c)(a), 45(1)(c), 45(1)(b)
Gold Coast City Council	5	DECISIONS UPHELD ON REVIEW	49, 42(1)(b), 46(1)(b), 42(1)(b), 46(1)(b), 43(1)
Hervey Bay City Council	3	DECISION UPHELD ON REVIEW	42(1) and 44(1)
Ipswich City Council	1	DECISION UPHELD ON REVIEW	27(3)
Laidley Shire Council	1	DECISION VARIED ON REVIEW	Extra documents located and released
	1	DECISION UPHELD ON REVIEW	42(1)(b)
Logan City Council	1	DECISION UPHELD ON REVIEW	43(1)
Monto Shire Council	1	DECISION UPHELD ON REVIEW	35B
Mount Isa City Council	1	DECISION UPHELD ON REVIEW	45, 46
Pine Rivers Shire Council	3	DECISION UPHELD ON REVIEW	28A, 43(1)
	1	DECISION VARIED ON REVIEW	42(1)(g)
Redland Shire Council	1	DECISION UPHELD ON REVIEW	28(a)
	1	DECISION VARIED ON REVIEW	s 41(1)(a), 27(3), 51, 44(1)
Rockhampton City Council	2	DECISION UPHELD ON REVIEW	42(3A), 44
Thuringowa City Council	1	DECISION UPHELD ON REVIEW	41(1)(a)
Toowoomba City Council	1	DECISION VARIED ON REVIEW	Sufficiency of Search
Townsville City Council	1	DECISION UPHELD ON REVIEW	3rd party objection - Full release
	1	DECISION UPHELD ON REVIEW	46(1)(a)
Wambo Shire Council	1	DECISION UPHELD ON REVIEW	35, 44(1), 42(1)(ca)
TOTAL	61		

Appendix 1.11 - s.108(4)(i) Fees and Charges collected (State Government)

Appendix 1.11 - s.108(4)(i) Fees and Charges collected (State Government) *Those agencies with nil returns have not been included*

PORTFOLIO/AGENCY	Fees Collected \$	Charges Collected \$	Total Collected \$
CHILD SAFETY			
DEPARTMENT OF CHILD SAFETY	987.15	932.60	1,919.75
PORTFOLIO TOTAL	987.15	932.60	1,919.75
COMMUNITIES			
COMMUNITIES (Including OATSIP)	573.75	5,457.30	6,031.05
DISABILITY SERVICES QUEENSLAND	396.00	1,355.35	1,751.35
PORTFOLIO TOTAL	969.75	6,812.65	7,782.40
CORRECTIVE SERVICES			
DEPARTMENT OF CORRECTIVE SERVICES	968.25	1,549.33	2,517.58
PORTFOLIO TOTAL	968.25	1,549.33	2,517.58
CRIME AND MISCONDUCT COMMISSION			
CRIME AND MISCONDUCT COMMISSION	501.00	731.20	1,232.20
PORTFOLIO TOTAL	501.00	731.20	1,232.20
DEPARTMENT OF EDUCATION, TRAINING AND THE ARTS			
EDUCATION AND THE ARTS	2,028.00	3,014.50	5,042.50
EMPLOYMENT AND TRAINING	2,845.75	2,324.95	5,170.70
CENTRAL QUEENSLAND UNIVERSITY	248.15	603.20	851.35
GRIFFITH UNIVERSITY	106.50	0.00	106.50
JAMES COOK UNIVERSITY	106.50	0.00	106.50
QUEENSLAND COLLEGE OF TEACHERS	36.00	0.00	36.00
QUEENSLAND PERFORMING ARTS CENTRE	35.25	204.00	239.25
QUEENSLAND UNIVERSITY OF TECHNOLOGY	284.25	241.30	525.55
UNIVERSITY OF QUEENSLAND	248.25	1,537.73	1,785.98
UNIVERSITY OF SOUTHERN QUEENSLAND	70.50	215.90	286.40
UNIVERSITY OF THE SUNSHINE COAST	105.75	0.00	105.75
PORTFOLIO TOTAL	6,114.90	8,141.58	14,256.48
EMERGENCY SERVICES			
DEPARTMENT OF EMERGENCY SERVICES	5,736.80	4,883.00	10,619.80
PORTFOLIO TOTAL	5,736.80	4,883.00	10,619.80
EMPLOYMENT AND INDUSTRIAL RELATIONS			
DEPARTMENT OF EMPLOYMENT AND INDUSTRIAL RELATIONS	17,861.00	28,151.71	46,012.71
WORKCOVER QUEENSLAND	3,870.41	1,010.05	4,880.46
QCOMP	1,281.90	748.64	2,030.54
INDUSTRIAL REGISTRY	72.00	0.00	72.00
PORTFOLIO TOTAL	23,085.31	29,910.40	52,995.71
ENVIRONMENTAL PROTECTION AGENCY			
ENVIRONMENTAL PROTECTION AGENCY	2,534.15	12,070.89	14,605.04

Appendix 1.11 - s.108(4)(i)
Fees and Charges collected (State Government)

Appendix 1.11 - s.108(4)(i)
Fees and Charges collected (State Government)
Those agencies with nil returns have not been included

PORTFOLIO/AGENCY	Fees Collected \$	Charges Collected \$	Total Collected \$
WET TROPICS MANAGEMENT AUTHORITY	70.50	97.20	167.70
PORTFOLIO TOTAL	2,604.65	12,168.09	14,772.74
HEALTH			
QUEENSLAND HEALTH			
CORPORATE OFFICE & STATEWIDE	1679.25	11931.05	13610.30
CAIRNS & HINTERLAND HEALTH SERVICE DISTRICT	36.00	374.00	410.00
CENTRAL QUEENSLAND HEALTH SERVICE DISTRICT (Gladstone facilities)	212.00	0.00	212.00
(Rockhampton facilities)	250.00	0.00	250.00
CENTRAL WEST HEALTH SERVICE DISTRICT	36.00	1.20	37.20
FRASER COAST HEALTH SERVICE DISTRICT	322.50	123.40	445.90
GOLD COAST HEALTH SERVICE DISTRICT	1,145.25	841.00	1,986.25
MACKAY HEALTH SERVICE DISTRICT	120.00	0.00	120.00
NORTHSIDE HEALTH SERVICE DISTRICT (The Prince Charles Hospital facilities)	567.10	410.80	977.90
(Redcliffe-Caboolture facilities)	531.00	0.00	531.00
PRINCESS ALEXANDRA HOSPITAL HEALTH SERVICE DISTRICT	4,080.75	6,012.95	10,093.70
ROYAL BRISBANE & WOMEN'S HOSPITAL HEALTH SERVICE DISTRICT	4,800.00	3,917.00	8,717.00
ROYAL CHILDREN'S HOSPITAL HEALTH SERVICE DISTRICT	604.50	146.10	750.60
SOUTHSIDE HEALTH SERVICE DISTRICT (Bayside facilities)	144.00	1,186.20	1,330.20
(Logan-Beaudesert facilities)	247.50	77.80	325.30
(QEI Hospital facilities)	355.50	54.20	409.70
SOUTH WEST HEALTH SERVICE DISTRICT	36.00	0.00	36.00
SUNSHINE COAST & COOLOOLA HEALTH SERVICE DISTRICT	1,168.50	0.00	1,168.50
TOOWOOMBA & DARLING DOWNS HEALTH SERVICE DISTRICT (Northern Downs facilities)	252.00	0.00	252.00
(Toowoomba facilities)	675.75	230.20	905.95
TOWNSVILLE HEALTH SERVICE DISTRICT (Bowen facilities)	71.25	0.00	71.25
(Charters Towers facilities)	71.25	0.00	71.25
(Townsville facilities)	673.50	171.84	845.34
WEST MORETON SOUTH BURNETT HEALTH SERVICE DISTRICT (South Burnett facilities)	164.60	68.60	233.20
(West Moreton facilities)	650.00	1,337.01	1,987.01
WIDE BAY HEALTH SERVICE DISTRICT (Bundaberg facilities)	213.75	0.00	213.75
SUB TOTAL - QUEENSLAND HEALTH	19,107.95	26,883.35	45,991.30
STATUTORY AUTHORITIES			
OFFICE OF HEALTH PRACTITIONER REGISTRATION BOARDS	963.00	2,591.93	3,554.93
HEALTH QUALITY COMPLAINTS COMMISSION	177.75	0.00	177.75
QUEENSLAND NURSING COUNCIL	177.00	664.90	841.90
SUB TOTAL - STATUTORY AUTHORITIES	1,317.75	3,256.83	4,574.58
PORTFOLIO TOTAL	20,425.70	30,140.18	50,565.88
JUSTICE AND ATTORNEY-GENERAL			
OFFICE OF THE ATTORNEY-GENERAL	36.00	-	36.00
DEPARTMENT OF JUSTICE AND ATTORNEY-GENERAL	1,027.65	3,768.20	4,795.85

Appendix 1.11 - s.108(4)(i)
Fees and Charges collected (State Government)

Appendix 1.11 - s.108(4)(i)
Fees and Charges collected (State Government)
Those agencies with nil returns have not been included

PORTFOLIO/AGENCY	Fees Collected \$	Charges Collected \$	Total Collected \$
LEGAL AID QUEENSLAND	36.00	0.00	36.00
LEGAL SERVICES COMMISSION	105.75	0.00	105.75
PUBLIC TRUST OFFICE	142.50	0.00	142.50
QUEENSLAND LAW SOCIETY	177.00	16.40	193.40
PORTFOLIO TOTAL	1,524.90	3,784.60	5,309.50
LOCAL GOVT, PLANNING, SPORT & RECREATION			
DEPARTMENT OF LOCAL GOVERNMENT, PLANNING, SPORT AND RECREATION	1,110.00	2,122.30	3,232.30
PORTFOLIO TOTAL	1,110.00	2,122.30	3,232.30
DEPARTMENT OF MINES AND ENERGY			
OFFICE OF THE MINISTER	72.00	118.00	190.00
DEPARTMENT OF MINES AND ENERGY	2,425.80	2,802.30	5,228.10
ENERGEX LIMITED	467.60	2,012.20	2,479.80
ERGON ENERGY CORPORATION LIMITED	353.25	0.00	353.25
CS ENERGY	33.50	0.00	33.50
POWERLINK QUEENSLAND	72.00	0.00	72.00
PORTFOLIO TOTAL	3,424.15	4,932.50	8,356.65
NATURAL RESOURCES AND WATER			
DEPARTMENT OF NATURAL RESOURCES AND WATER	4,306.65	8,542.86	12,849.51
PORTFOLIO TOTAL	4,306.65	8,542.86	12,849.51
POLICE			
QUEENSLAND POLICE SERVICE	26,844.41	10,911.80	37,756.21
PORTFOLIO TOTAL	26,844.41	10,911.80	37,756.21
PREMIER AND CABINET			
DEPARTMENT OF THE PREMIER AND CABINET	248.25	262.00	510.25
MAJOR SPORTS FACILITIES AUTHORITY	70.50	0.00	70.50
OFFICE OF THE PREMIER	214.50	0.00	214.50
OFFICE OF THE QUEENSLAND PARLIAMENTARY COUNSEL	35.25	0.00	35.25
PORTFOLIO TOTAL	568.50	262.00	830.50
PRIMARY INDUSTRIES AND FISHERIES			
DEPARTMENT OF PRIMARY INDUSTRIES AND FISHERIES	927.75	4,718.10	5,645.85
QUEENSLAND RURAL ADJUSTMENT AUTHORITY	71.45	0.00	71.45
PORTFOLIO TOTAL	999.20	4,718.10	5,717.30
PUBLIC WORKS			
DEPARTMENT OF PUBLIC WORKS	429.00	936.36	1,365.36
BOARD OF PROFESSIONAL ENGINEERS	36.00	0.00	36.00

Appendix 1.11 - s.108(4)(i)
Fees and Charges collected (State Government)

Appendix 1.11 - s.108(4)(i)
Fees and Charges collected (State Government)
Those agencies with nil returns have not been included

PORTFOLIO/AGENCY	Fees Collected \$	Charges Collected \$	Total Collected \$
HOUSING			
DEPARTMENT OF HOUSING	216.00	172.40	388.40
BUILDING SERVICES AUTHORITY	853.50	1530.70	2,384.20
PORTFOLIO TOTAL	1,534.50	2,639.46	4,173.96
STATE DEVELOPMENT			
DEPARTMENT OF STATE DEVELOPMENT	143.25	231.65	374.90
PORTFOLIO TOTAL	143.25	231.65	374.90
DEPARTMENT OF TOURISM, FAIR TRADING AND WINE INDUSTRY DEVELOPMENT			
FAIR TRADING	1,710.15	3,904.80	5,614.95
PORTFOLIO TOTAL	1,710.15	3,904.80	5,614.95
TRANSPORT			
MAIN ROADS	2,825.25	13,413.30	16,238.55
OFFICE OF THE MINISTER	35.25	129.80	165.05
QUEENSLAND TRANSPORT	12,823.78	16,088.95	28,912.73
QR LIMITED	2140.5	1467.40	3,607.90
PORTFOLIO TOTAL	17824.78	31099.45	48924.23
QUEENSLAND TREASURY			
DEPARTMENT OF INFRASTRUCTURE	393.00	0.00	393.00
DEPUTY PREMIER AND TREASURER	36.00	0.00	36.00
QUEENSLAND WATER COMMISSION	283.50	469.00	752.50
TREASURY DEPARTMENT	1,107.00	1,008.80	2,115.80
PORTFOLIO TOTAL	1,819.50	1,477.80	3,297.30
GRAND TOTAL	123,203.50	169,896.35	293,099.85

Appendix 1.12 - s.108(4)(i) Fees and Charges collected (Local Government)

Appendix 1.12 - s.108(4)(i) Fees and Charges collected (Local Government) *Those agencies with nil returns have not been included*

PORTFOLIO/AGENCY	Fees Collected \$	Charges Collected \$	Total Collected \$
LOCAL GOVERNMENT AGENCIES			
Atherton Shire Council	72.00	0.00	72.00
Beaudesert Shire Council	852.00	5,820.76	6,672.76
Belyando Shire Council	36.00	0.00	36.00
Brisbane City Council	6,715.50	9,225.90	15,941.40
Bundaberg City Council	34.40	0.00	34.40
Burdekin Shire Council	36.00	27.80	63.80
Burnett Shire Council	179.25	3.00	182.25
Caboolture Shire Council	1,140.00	1,286.00	2,426.00
Cairns City Council	683.25	1,725.70	2,408.95
Calliope Shire Council	65.25	0.00	65.25
Caloundra City Council	853.50	110.00	963.50
Carpentaria Shire Council	35.25	0.00	35.25
Chinchilla Shire Council	36.00	175.20	211.20
Cooloola Shire Council	177.75	298.35	476.10
Crows Nest Shire Council	70.50	0.00	70.50
Dalby Town Council	143.25	0.00	143.25
Dalrymple Shire Council	108.00	0.00	108.00
Douglas Shire Council	415.30	530.40	945.70
Eacham Shire Council	107.25	161.80	269.05
Esk Shire Council	536.25	1,076.40	1,612.65
Gatton Shire Council	103.20	418.60	521.80
Gayndah Shire Council	35.25	0.00	35.25
Gladstone City Council	107.25	0.00	107.25
Gold Coast City Council	5,566.10	16,170.40	21,736.50
Hervey Bay City Council	432.00	1,334.00	1,766.00
Inglewood Shire Council	36.00	0.00	36.00
Ipswich City Council	1,674.00	1,744.50	3,418.50
Isis Shire Council	72.00	35.00	107.00
Johnstone Shire Council	209.50	0.00	209.50
Kilkivan Shire Council	35.25	0.00	35.25
Kingaroy Shire Council	71.25	121.60	192.85
Laidley Shire Council	143.25	429.00	572.25
Livingstone Shire Council	496.50	666.70	1,163.20
Logan City Council	1,311.90	4,760.20	6,072.10
Mackay City Council	426.55	78.00	504.55
Mareeba Shire Council	215.25	729.30	944.55
Maroochy Shire Council	1,645.00	4,396.10	6,041.10
Maryborough City Council	177.00	196.00	373.00
Monto Shire Council	35.40	0.00	35.40
Mount Isa City Council	251.25	99.20	350.45
Murgon Shire Council	106.25	19.70	125.95
Murweh Shire Council	34.50	0.00	34.50
Noosa Shire Council	463.50	1,555.60	2,019.10
Perry Shire Council	35.25	1.20	36.45
Pine Rivers Shire Council	1,095.75	663.05	1,758.80
Redcliffe City Council	107.25	32.90	140.15
Redland Shire Council	930.00	1,638.20	2,568.20
Rockhampton City Council	142.50	0.00	142.50
Roma Town Council	76.00	91.00	167.00
Thuringowa City Council	72.00	235.60	307.60

Appendix 1.12 - s.108(4)(i)
Fees and Charges collected (Local Government)

Appendix 1.12 - s.108(4)(i)
Fees and Charges collected (Local Government)
Those agencies with nil returns have not been included

PORTFOLIO/AGENCY	Fees Collected \$	Charges Collected \$	Total Collected \$
LOCAL GOVERNMENT AGENCIES			
Tiaro Shire Council	36.00	0.40	36.40
Toowoomba City Council	214.50	359.60	574.10
Torres Shire Council	0.00	0.00	0.00
Townsville City Council	1,101.75	2,084.05	3,185.80
Wambo Shire Council	72.00	66.88	138.88
Warwick Shire Council	228.60	89.40	318.00
Whitsunday Shire Council	248.25	137.60	385.85
Woocoo Shire Council	35.25	0.00	35.25
TOTAL	30,339.95	58,595.09	88,935.04

Appendix 1.13 - S.108(4)(b)
Number of Preliminary Assessment Notices and Final Assessment Notices issued (State Government)

Appendix 1.13 - S.108(4)(b)
Number of Preliminary Assessment Notices and Final Assessment Notices issued (State Government)
Those agencies with nil returns have not been included

PORTFOLIO/AGENCY	PAN's Issued	FAN's Issued
CHILD SAFETY		
DEPARTMENT OF CHILD SAFETY	16	9
PORTFOLIO TOTAL	16	9
COMMUNITIES		
COMMUNITIES INCLUDING (OATSIP)	11	6
DISABILITY SERVICES QUEENSLAND	2	3
PORTFOLIO TOTAL	13	9
CORRECTIVE SERVICES		
DEPARTMENT OF CORRECTIVE SERVICES	16	4
PORTFOLIO TOTAL	16	4
CRIME AND MISCONDUCT COMMISSION		
CRIME AND MISCONDUCT COMMISSION	7	6
PORTFOLIO TOTAL	7	6
EMERGENCY SERVICES		
DEPARTMENT OF EMERGENCY SERVICES	34	16
PORTFOLIO TOTAL	34	16
QUEENSLAND HEALTH		
CORPORATE OFFICE & STATEWIDE	22	15
CAIRNS & HINTERLAND HEALTH SERVICE DISTRICT	1	1
GLADSTONE HOSPITAL - CENTRAL QLD HSD	0	3
CENTRAL WEST HEALTH SERVICE DISTRICT	0	1
PRINCESS ALEXANDRA HOSPITAL HEALTH SERVICE DISTRICT	93	61
ROYAL BRISBANE & WOMEN'S HOSPITAL HEALTH SERVICE DISTRICT	0	264
SOUTHSIDE HEALTH SERVICE DISTRICT (Logan-Beaudesert Facilities)	4	7
(QEII Hospital Facilities)	2	0
TOOWOOMBA & DARLING DOWNS HEALTH SERVICE DISTRICT	10	1
TOWNSVILLE HEALTH SERVICE DISTRICT	1	1
WEST MORETON SOUTH BURNETT HEALTH SERVICE DISTRICT	10	7
WIDE BAY HEALTH SERVICE DISTRICT	1	0
SUB TOTAL - QUEENSLAND HEALTH	144	361
STATUTORY AUTHORITIES		
OFFICE OF HEALTH PRACTITIONER REGISTRATION BOARDS	10	9
QUEENSLAND NURSING COUNCIL	2	1
SUB TOTAL - STATUTORY AUTHORITIES	12	10
PORTFOLIO TOTAL	156	371
JUSTICE AND ATTORNEY-GENERAL		

Appendix 1.13 - S.108(4)(b)
Number of Preliminary Assessment Notices and Final
Assessment Notices issued (State Government)

Appendix 1.13 - S.108(4)(b)
Number of Preliminary Assessment Notices and Final Assessment Notices issued (State Government)
Those agencies with nil returns have not been included

PORTFOLIO/AGENCY	PAN's Issued	FAN's Issued
DEPARTMENT OF JUSTICE AND ATTORNEY-GENERAL	6	5
LEGAL AID QUEENSLAND	0	1
LEGAL SERVICES COMMISSION	3	0
PORTFOLIO TOTAL	9	6
PRIMARY INDUSTRIES AND FISHERIES		
DEPARTMENT OF PRIMARY INDUSTRIES AND FISHERIES	9	8
PORTFOLIO TOTAL	9	8
PUBLIC WORKS		
DEPARTMENT OF PUBLIC WORKS	2	1
HOUSING		
DEPARTMENT OF HOUSING	2	1
BUILDING SERVICES AUTHORITY	6	1
PORTFOLIO TOTAL	10	3
STATE DEVELOPMENT		
DEPARTMENT OF STATE DEVELOPMENT	1	1
PORTFOLIO TOTAL	1	1
DEPARTMENT OF TOURISM, FAIR TRADING AND WINE INDUSTRY DEVELOPMENT		
FAIR TRADING	24	23
PORTFOLIO TOTAL	24	23
TRANSPORT		
MAIN ROADS	69	45
OFFICE OF THE MINISTER	1	1
QUEEN SLAND TRANSPORT	222	148
QR LIMITED	17	17
PORTFOLIO TOTAL	309	211
DEPARTMENT OF EDUCATION TRAINING AND THE ARTS		
EDUCATION AND THE ARTS	27	7
EMPLOYMENT AND TRAINING	51	25
CENTRAL QUEENSLAND UNIVERSITY	3	3
GRIFFITH UNIVERSITY	3	0
JAMES COOK UNIVERSITY	2	0
QUEENSLAND PERFORMING ARTS	1	1
QUEENSLAND UNIVERSITY OF TECHNOLOGY	6	5
STATE LIBRARY OF QUEENSLAND	1	1
UNIVERSITY OF QUEENSLAND	8	5
UNIVERSITY OF SOUTHERN QUEENSLAND	4	2
UNIVERSITY OF THE SUNSHINE COAST	3	0
PORTFOLIO TOTAL	109	49

Appendix 1.13 - S.108(4)(b)
Number of Preliminary Assessment Notices and Final
Assessment Notices issued (State Government)

Appendix 1.13 - S.108(4)(b)
Number of Preliminary Assessment Notices and Final Assessment Notices issued (State Government)
Those agencies with nil returns have not been included

PORTFOLIO/AGENCY	PAN's Issued	FAN's Issued
EMPLOYMENT AND INDUSTRIAL RELATIONS		
DEPARTMENT OF EMPLOYMENT AND INDUSTRIAL RELATIONS	415	415
QCOMP	30	22
PORTFOLIO TOTAL	445	437
ENVIRONMENTAL PROTECTION AGENCY		
ENVIRONMENTAL PROTECTION AGENCY	49	34
WET TROPICS MANAGEMENT AUTHORITY	2	2
PORTFOLIO TOTAL	51	36
LOCAL GOVT, PLANNING, SPORT & RECREATION		
DEPARTMENT OF LOCAL GOVERNMENT, PLANNING, SPORT AND RECREATION	11	10
PORTFOLIO TOTAL	11	10
DEPARTMENT OF MINES AND ENERGY		
OFFICE OF THE MINISTER	1	0
DEPARTMENT OF MINES AND ENERGY	33	15
ENERGEX LIMITED	2	1
PORTFOLIO TOTAL	36	16
NATURAL RESOURCES AND WATER		
DEPARTMENT OF NATURAL RESOURCES AND WATER	68	56
PORTFOLIO TOTAL	68	56
POLICE		
QUEENSLAND POLICE SERVICE	38	23
PORTFOLIO TOTAL	38	23
PREMIER AND CABINET		
DEPARTMENT OF THE PREMIER AND CABINET	1	2
MAJOR SPORTS FACILITIES AUTHORITY	2	0
PORTFOLIO TOTAL	3	2
TREASURY		
DEPARTMENT OF INFRASTRUCTURE	1	0
QUEENSLAND WATER COMMISSION	3	2
TREASURY DEPARTMENT	2	2
PORTFOLIO TOTAL	6	4
GRAND TOTAL	1,371	1,300

Appendix 1.14 - S.108(4)(b)
Number of Preliminary Assessment Notices and Final
Assessment Notices issued (Local Government)

Appendix 1.14 - S.108(4)(b)
Number of Preliminary Assessment Notices and Final Assessment Notices issued (Local Government)
Those agencies with nil returns have not been included

PORTFOLIO/AGENCY	PAN's Issued	FAN's Issued
LOCAL GOVERNMENT AGENCIES		
Beaudesert Shire Council	25	21
Belyando Shire Council	1	1
Brisbane City Council	69	58
Bundaberg City Council	1	0
Caboolture Shire Council	20	0
Cairns City Council	21	36
Caloundra City Council	1	0
Cooloola Shire Council	7	7
Crows Nest Shire Council	3	0
Dalby Town Council	0	3
Dalrymple Shire Council	0	4
Douglas Shire Council	1	1
Eacham Shire Council	2	2
Esk Shire Council	7	7
Gatton Shire Council	2	2
Gayndah Shire Council	1	1
Gold Coast City Council	54	49
Inglewood Shire Council	0	1
Ipswich City Council	5	14
Johnstone Shire Council	5	0
Kilkivan Shire Council	1	0
Kingaroy Shire Council	1	1
Laidley Shire Council	1	1
Logan City Council	2	2
Mareeba Shire Council	4	3
Maroochy Shire Council	9	43
Maryborough City Council	0	5
Monto Shire Council	1	0
Mount Isa City Council	6	6
Murgon Shire Council	0	3
Murweh Shire Council	0	3
Pine Rivers Shire Council	3	3
Redland Shire Council	11	33
Rockhampton City Council	1	0
Roma Town Council	0	2
Thuringowa City Council	1	0
Toowoomba City Council	4	4
Wambo Shire Council	1	0
Warwick Shire Council	2	0
Whitsunday Shire Council	2	2
TOTAL	275	318



Freedom of Information and Privacy Unit
Department of Justice and Attorney-General
GPO Box 149
Brisbane Qld 4001
Telephone: 07 3239 3439
Facsimile: 07 3006 5929
Website: www.foi.qld.gov.au